

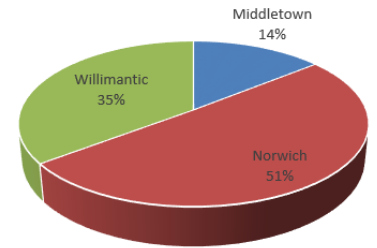
# Region 3 Foster Care RAC Presentation March 2, 2017

- Overview and Data- Jon Jacaruso, Region 3 FASU Director
- Current Region 3 Recruitment & Retention Plan-Pam Kelley, Region 3 FASU Program Manager
- Clinical Profile- Difficult To Place Children-Nancy DiMauro, region 3 Clinical Program Director
- How Can You Help/Next Steps-Group Discussion

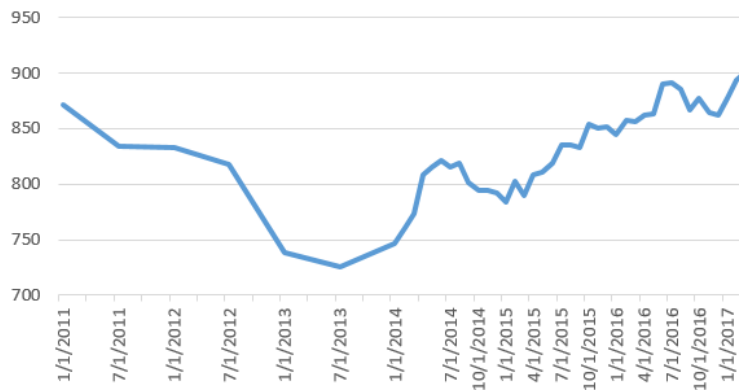
## Region 3 Total Children in Care

(Data 2/28/17 DCF CIP Link Report)

Office	Family Care		Cong Care		Other		Total
Middletown	96	75%	12	9%	20	16%	128
Norwich	377	83%	62	14%	16	4%	455
Willimantic	278	87%	30	9%	10	3%	318
<b>Region 3</b>	<b>751</b>	<b>83%</b>	<b>104</b>	<b>12%</b>	<b>46</b>	<b>5%</b>	<b>901</b>



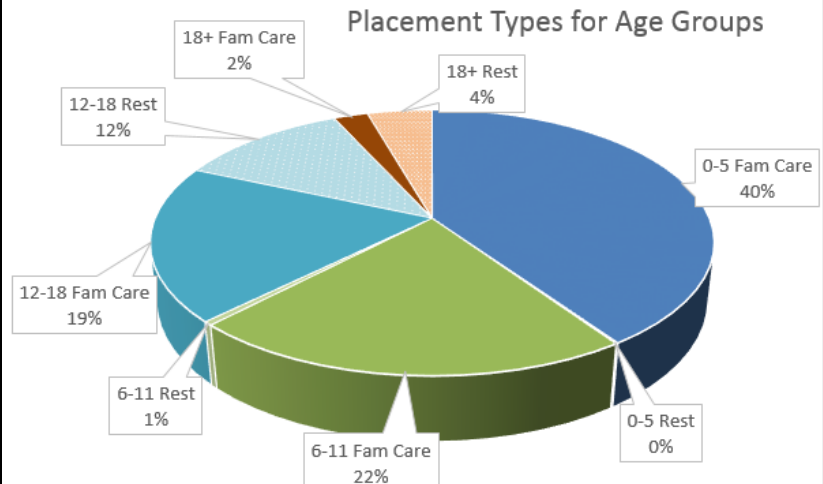
## Region 3 CIP Trend



## Region 3 Age Break down of Children in Foster Care

(Data 2/28/17 DCF CIP Link Report)

Age	Placement Type	Total
<b>0-5</b>	<b>All Family Care</b>	<b>365 (41%)</b>
	Foster Care	191 (53%)
	Relative/Fictive Kin	170 (47%)
<b>6-11</b>	<b>All Family Care</b>	<b>199 (22%)</b>
	Foster Care	100 (50%)
	Relative/Fictive Kin	95 (48%)
<b>12-18</b>	<b>All Family Care</b>	<b>276 (31%)</b>
	Foster Care	100 (36%)
	Relative/Fictive Kin	71 (26%)
<b>&gt;18</b>	<b>All Family Care</b>	<b>61 (7%)</b>
	Foster Care	21 (34%)
	Relative/Fictive Kin	0
<b>Total</b>		<b>751</b>



## Racial/Ethnic Breakdown of Children in Family Care

(Data 2/28/17 DCF CIP Link Report)

<b>RACE</b>	<b>Total</b>	<b>%</b>
White (Non-Hispanic)	523	57.7%
Hispanic	<b>152</b>	<b>16.8%</b>
Black/African American	110	12.1%
Multi-Race	108	11.9%
Other	13	1.4%
<b>TOTAL</b>	<b>745</b>	

## Current Licensed DCF Providers

(Data as 2/22/17 DCF Licensed Providers Link Reports)

<b>Area Office</b>	<b>License Type</b>	<b>Total</b>
<b>Middletown</b>		<b>63</b>
"	Adoptive	12
"	Foster Care	19
"	Relative/Fictive Kin	31
"	Interstate Compact	1
<b>Norwich</b>		<b>187</b>
"	Adoptive	16
"	Foster Care	66
"	Relative/Fictive Kin	100
"	Interstate Compact	5
<b>Willimantic</b>		<b>157</b>
"	Adoptive	23
"	Foster Care	59
"	Relative/Fictive Kin	70
"	Interstate Compact	5
<b>Region 3</b>		
	Adoptive	51 (13%)
	Foster Care	144 (35%)
	Relative/Fictive Kin	201 (49%)
	Interstate Compact	11 (3%)
<b>Total</b>		<b>407</b>