

FY 2017 Program Report Card: Family Based Recovery (FBR) Contract Teams

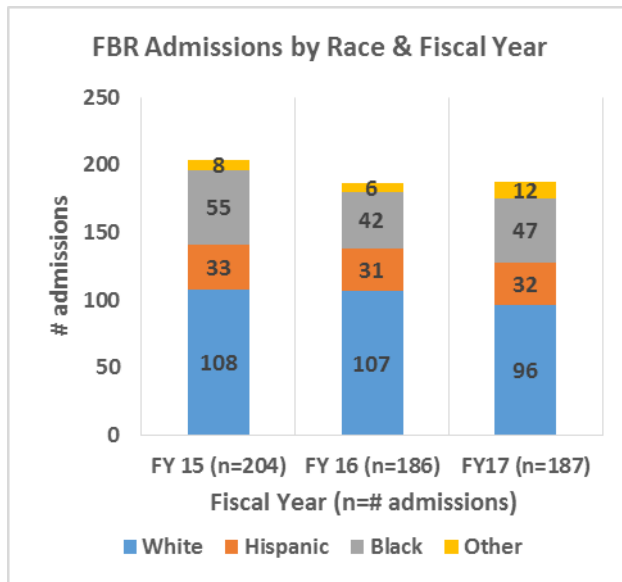
Quality of Life Result: Connecticut children grow up stable, safe, healthy, and ready to lead successful lives.

Contribution to the Result: FBR is an in-home substance use treatment program for parents who are at risk of having their child (aged birth to 36 months) removed from their home due to parental substance use.

Program Expenditures	DCF State Funding	DCF QA Funding	FBR Evaluation Study	Total Funding
Estimated SFY 17	\$ 3,604,700	\$ 378,697	\$50,000	\$4,033,397

Partners: families, 7 providers with 11 teams, 14 DCF Area Offices, Yale Child Study Center for QA + as model developer, JP BH Consulting for external evaluation.

How Much Did We Do?



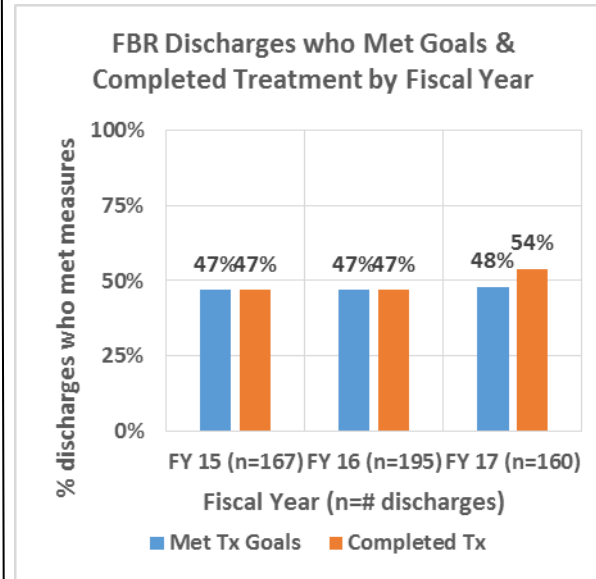
Story behind the baseline:

PIE Data:

The number of admissions in FY17 is consistent with those admitted into FBR in FY16. All 3 FYs exceeded the contract annual capacity of 264 distinct clients served: FY15=277; FY 16=293; & FY 17=289.

Trend: ◀▶ admissions

How Well Did We Do It?

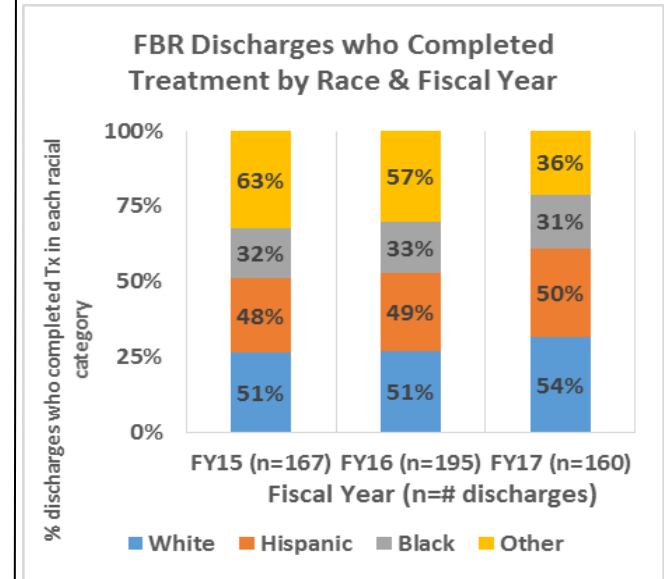


Story behind the baseline:

PIE Data: The FBR target for meeting all or most of their treatment goals = 65%. There was an increase in the % of clients who completed their course of FBR treatment in FY17. As shown in FY17, some families can meet their goals without completing a full course of FBR. The data element "met treatment goals" was taken out of "reason for discharge", & made its own data element in Sept. 2016. That is why the numbers are the same in FY 15 & 16 for these 2 variables & are different in FY17 when this change occurred.

Trend: ▲

How Well Did We Do It?



Story behind the baseline:

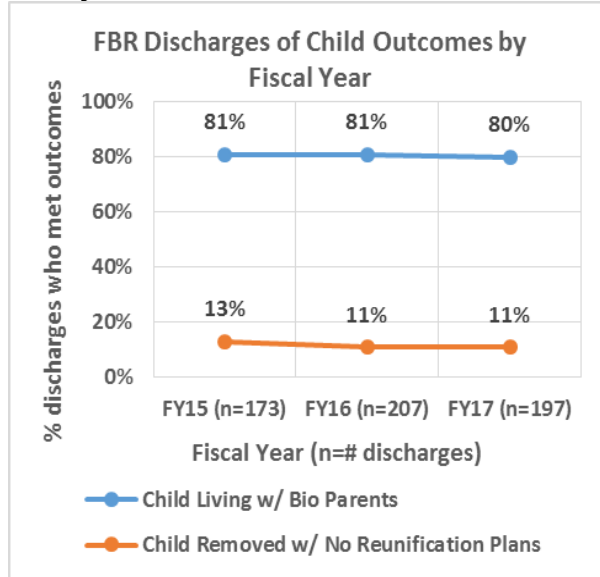
PIE Data: The % noted in this graph indicates those clients who completed the treatment episode within each racial category. Across these 3 FYs, the percentages are similar, except for "Other" in FY17.

Trend: ◀▶

FY 2017 Program Report Card: Family Based Recovery (FBR) Contract Teams

Quality of Life Result: Connecticut children grow up stable, safe, healthy, and ready to lead successful lives.

Is Anyone Better Off?



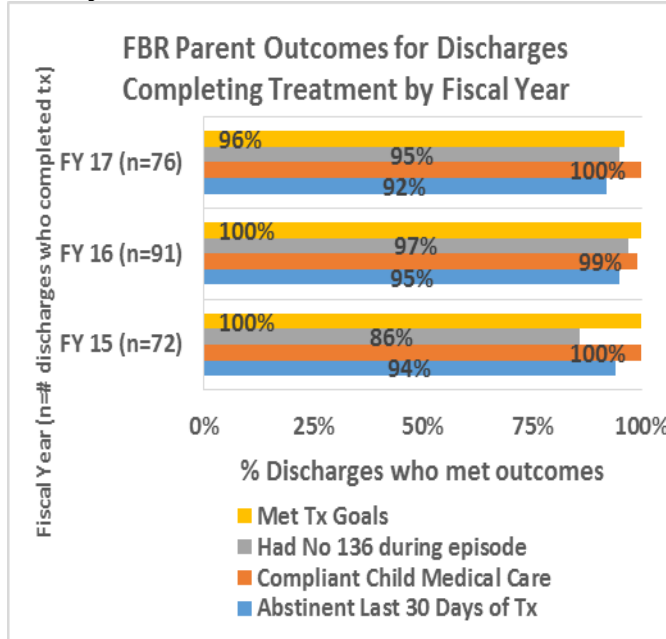
Story behind the baseline:

BMS data: "Child Removal" is a choice in BMS (the Yale data system for FBR) for "reason for discharge" of clients, defined as *any time a child is removed from biological parents' home due to legal intervention or a family arrangement.*

These 2 child outcomes are very consistent across the past 3 FYs. This may be because both DCF staff & the FBR teams are collaborating & communicating well together.

Trend: ◀▶

Is Anyone Better Off?



Story behind the baseline:

PIE Data: For parents who completed their FBR episode, outcomes are consistently very high for all 4 measures & well above the targets for each (abstinent = 75%; compliant with their child's medical care = 85%; met Tx goals = 65%).

In FY17, for ALL DISCHARGES, 53% were abstinent, 83% had no 136 during episode, 94% of the parents were compliant with their child's medical care & 54% met their tx goals. This indicates that more than half of the clients involved with FBR show an improved well-being for themselves and their children in a variety of categories at the time of discharge. These outcomes are enhanced by the on-going QA by FBR Services & the support of the agencies' administrators.

Trend: ◀▶

Proposed Actions to Turn the Curve:

- In the quarterly meeting on 9/13, will have a discussion with providers about the race data & its implications on implementation of the model, especially the low completion rate of clients self-identified as Black.
- Working with FBR Services' Director to determine how the 2 Family Stability Project (FSP) teams will be integrated into the QA activities of the 11 FBR teams (such as PIE data reports, quarterly trainings & meetings, etc.).
- The PDOC & FBR Services staff meet quarterly to identify any problem areas & solutions for the 11 contract FBR teams.

Data Development Agenda:

- FBR Services & PDOC will continue to work with supervisors to improve data entry: decreasing the amount of missing data in BMS for outcomes; reconciling data between PIE & BMS, etc.
- The FSP teams have been added to PIE.
- Next annual assessment of staff gender, diversity, & languages spoken occurred on 7/1/17 & a report is forth-coming.