

Structure Fires By Property Use

Created by: Norma Ruiz (CT)

Report Parameters:

Report Period:From 01/01/2014 to 12/31/2014

State:CT

Version:All

Status:All

Released:All

Report FDIDs*:All

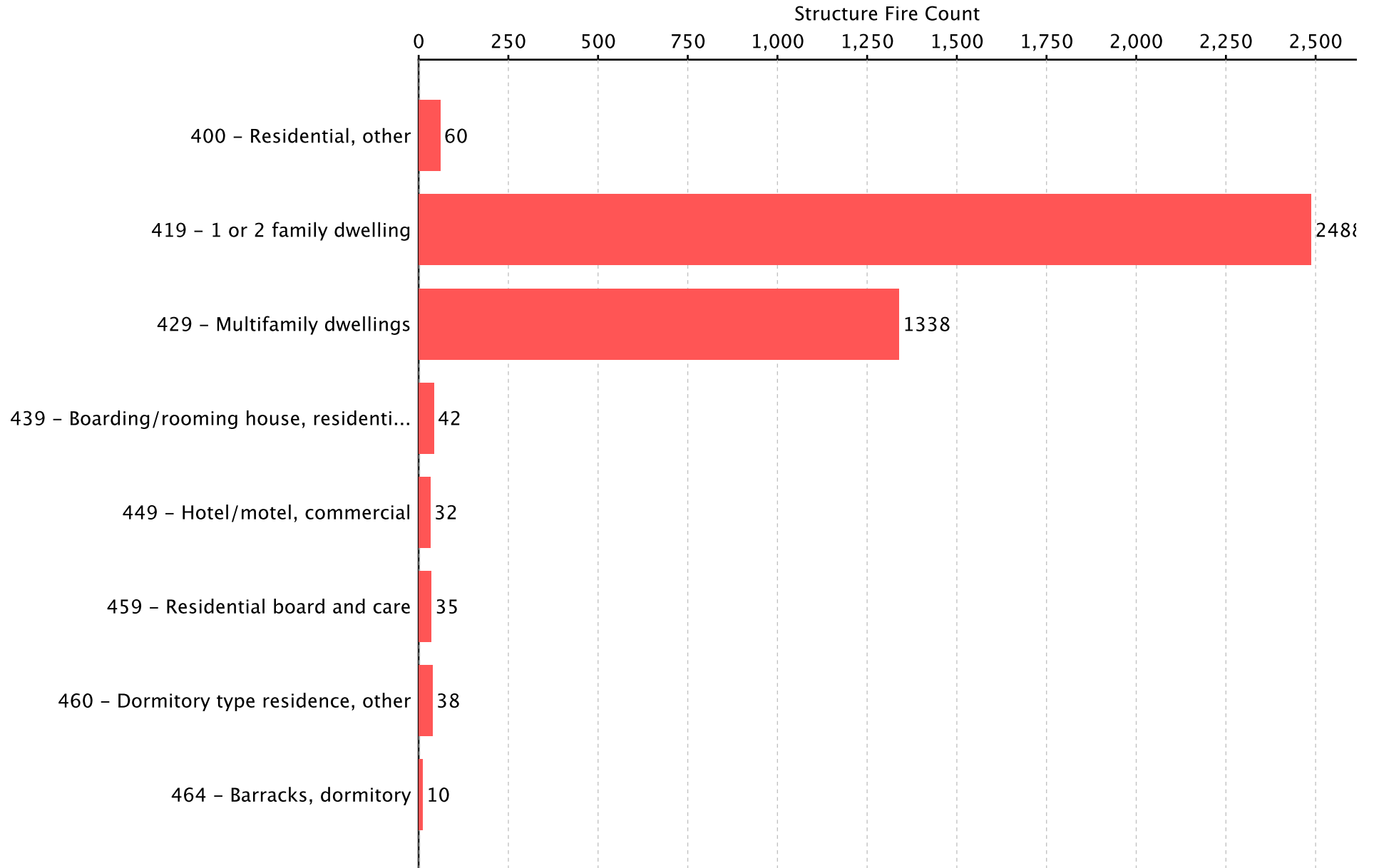
*Data from deactivated fire depts within the list was not included in the report.

Structure Fires By Property Use

Residential Property Use

Report Period: From 01/01/2014 to

Incident Total: 4,043

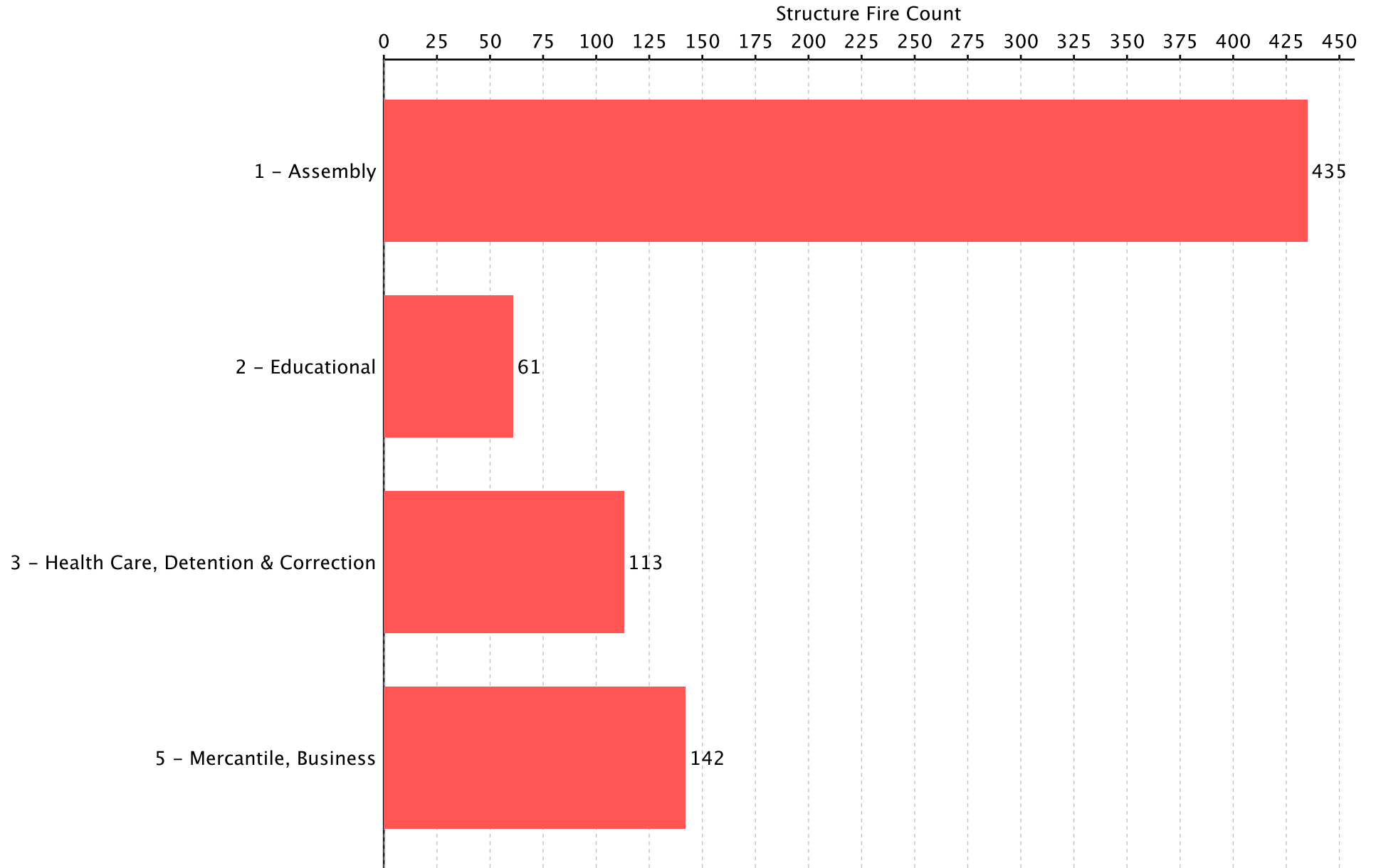


Structure Fires By Property Use

Public Property Uses

Report Period: From 01/01/2014 to

Incident Total: 751

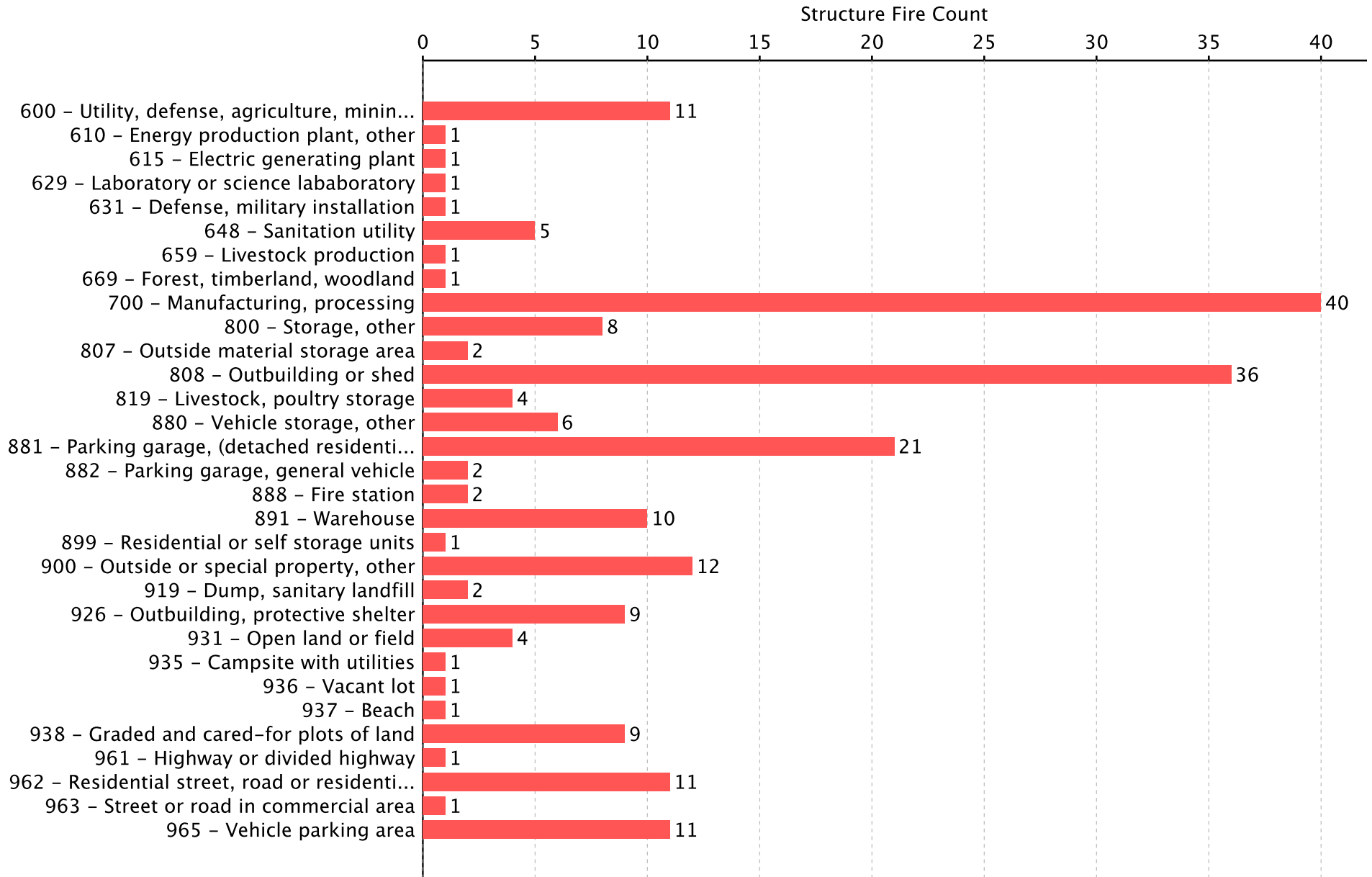


Structure Fires By Property Use

Other Property Uses

Report Period: From 01/01/2014 to

Incident Total: 217



Report Period: From 01/01/2014 to 12/31/2014

Property Type	Fires		Fire Fighter Deaths		Fire Fighter Injuries		Civilian Deaths		Civilian Injuries		Property Loss	
	#	%	#	%	#	%	#	%	#	%	#	%
Dwellings	2,479	61.32 %	0	0.00 %	46	53.49 %	12	60.00 %	66	57.39 %	34,193,794	75.49 %
Apartments	1,338	33.09 %	0	0.00 %	39	45.35 %	8	40.00 %	47	40.87 %	10,702,674	23.63 %
Mobile Homes	9	0.22 %	0	0.00 %	0	0.00 %	0	0.00 %	1	0.87 %	72,000	0.16 %
Hotels, Motels	74	1.83 %	0	0.00 %	1	1.16 %	0	0.00 %	0	0.00 %	202,322	0.45 %
Other Residential	143	3.54 %	0	0.00 %	0	0.00 %	0	0.00 %	1	0.87 %	127,313	0.28 %
Total Residential	4,043	100.00 %	0	0.00 %	86	100.00 %	20	100.00 %	115	100.00 %	45,298,103	100.00 %
Public Assembly	358	47.67 %	0	0.00 %	10	58.82 %	0	0.00 %	0	0.00 %	8,353	0.22 %
Eating, Drinking	77	10.25 %	0	0.00 %	2	11.76 %	0	0.00 %	1	33.33 %	1,185,550	30.97 %
Education	61	8.12 %	0	0.00 %	0	0.00 %	0	0.00 %	0	0.00 %	14,153	0.37 %
Institution	113	15.05 %	0	0.00 %	0	0.00 %	0	0.00 %	1	33.33 %	70,811	1.85 %
Stores, Offices	142	18.91 %	0	0.00 %	5	29.41 %	0	0.00 %	1	33.33 %	2,549,522	66.60 %
Total Public, Merc	751	100.00 %	0	0.00 %	17	100.00 %	0	0.00 %	3	100.00 %	3,828,389	100.00 %
Basic Industry	22	10.14 %	0	0.00 %	0	0.00 %	0	0.00 %	0	0.00 %	35,152,000	93.72 %
Manufacturing	40	18.43 %	0	0.00 %	2	28.57 %	0	0.00 %	0	0.00 %	107,382	0.29 %
Residential Garage	21	9.68 %	0	0.00 %	0	0.00 %	0	0.00 %	3	75.00 %	242,064	0.65 %
Storage	71	32.72 %	0	0.00 %	5	71.43 %	0	0.00 %	1	25.00 %	2,433,626	6.49 %
Construction	0	0.00 %	0	0.00 %	0	0.00 %	0	0.00 %	0	0.00 %	0	0.00 %
Non-Billing Structures	63	29.03 %	0	0.00 %	0	0.00 %	0	0.00 %	0	0.00 %	71,518	0.19 %
Total Industry, etc	217	100.00 %	0	0.00 %	7	100.00 %	0	0.00 %	4	100.00 %	37,506,590	100.00 %