

## Activity 1

# Connecticut Core Standards for English Language Arts and Literacy



Grades 6–12

*Systems of Professional Learning*

### **Connecticut Core Standards Systems of Professional Learning**

The material in this guide was developed by Public Consulting Group in collaboration with staff from the Connecticut State Department of Education and the RESC Alliance. The development team would like to specifically thank Ellen Cohn, Charlene Tate Nichols, and Jennifer Webb from the Connecticut State Department of Education; Leslie Abbatiello from ACES; and Robb Geier, Elizabeth O'Toole, and Cheryl Liebling from Public Consulting Group.

The Systems of Professional Learning project includes a series of professional learning experiences for Connecticut Core Standards District Coaches in English Language Arts, Mathematics, Humanities, Science, Technology, Engineering, Mathematics (STEM), and Student/Educator Support Staff (SESS).

Participants will have continued support for the implementation of the new standards through virtual networking opportunities and online resources to support the training of educators throughout the state of Connecticut.

Instrumental in the design and development of the Systems of Professional Learning materials from PCG were: Sharon DeCarlo, Debra Berlin, Jennifer McGregor, Michelle Wade, Nora Kelley, Diane Stump, and Melissa Pierce.

**Published 2014. Available online at <http://ctcorestandards.org/>**



Activity 1

## Activity 1: Examining the Vertical Progressions of the 6–12 CCS-ELA

### DESCRIPTION

In mixed grade table groups, pairs of coaches will select a standard within a particular strand to explore: Reading, Writing, Language, Speaking and Listening. Table groups should ensure that at least one standard from each of the strands is chosen. Pairs will trace the standard from grade-to-grade, examine grade level expectations, think about how the grade level expectations lead to the Anchor Standard and discuss implications for curriculum and instruction. Pairs will share what they learned at their tables, and volunteers will share with the whole group.

### RESOURCE

- Connecticut Core Standards English Language Arts, 6–12 Standards Progression
- Activity Template

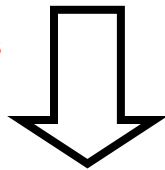
### DIRECTIONS

1. Using the Connecticut Core Standards English Language Arts, 6–12 Standards Progression handout, pairs select one College and Career Readiness (CCR) Anchor Standard (identified below) for the focus of their investigation. Using the template on the following page as a guide, pairs specify key verbs and phrases to trace the changes in the grade level expectations leading to proficiency on the CCR Anchor Standard. Select one of the following standards:
  - a. Reading: Literature – RL.2, RL.3, RL.5, RL.6, RL.7, RL.8, or RL.9
  - b. Reading: Informational Text – RI.2, RI.3, RI.5, RI.6, RI.7, RI.8, or RI.9
  - c. Foundational Skills – Any standard in Phonics and Word Recognition
  - d. Speaking and Listening – Any Speaking and Listening standard
  - e. Language – L.4 or L.5
  - f. Writing – W.1, W.2, W.3, W.6, W.7, W.8, or W.9 (W.9 applies to only grades 4 and above)
2. Identify a group recorder. Pairs share examples of the vertical alignment for each of the strands. Using the suggested discussion prompts, discuss the implications of the changes in grade level expectations for curriculum, instruction, and assessment at your school. Recorder captures the group's comments on chart paper.
3. Volunteers share with the whole group examples of a significant change in grade level expectations and the implications for instruction at their school.


**Activity Template:** Examining the Vertical Progressions of the 6-12 CCS-ELA  
Specify standards by strand, cluster, and number.

**College and Career Readiness Anchor Standard**


- **Highlight grade level changes**
  - **Action verbs**
  - **Key content**



**Grade 11–12**



**Grade 9–10**



**Grade 6–8**

## Suggested Discussion Prompts

---

Relative to the College and Career Readiness Anchor Standard by strand, cluster, and number, what are the implications of the changes in the related grade level standards for curriculum and instruction?

---

Example: “Relative to the CCR Anchor Standard, implications of R.L.1 from grade 6 grade to grade 12 ... students will need to grow in their ability from providing text-based answers, both explicit and inferentially, to providing text-based answers, both explicit and inferential, and including determining where the text leaves matters uncertain.”

---

Relative to the identified College and Career Readiness Anchor Standard by strand, cluster, and number, what are the implications of the changes in the related grade level standards for curriculum-based assessment?

---

Example: “Relative to the CCR Anchor Standard, implications of RL.9-10 are that assessment will need to include rich authentic text, and students will be asked to support answers with evidence from the text including those which are explicit and those which are inferential.”

## References

- ACT. (2006). Reading between the lines: What the ACT reveals about college readiness in reading. Available from [http://www.act.org/research/policymakers/pdf/reading\\_summary.pdf](http://www.act.org/research/policymakers/pdf/reading_summary.pdf)
- Alberti, S. (December 2012/January 2013). Making the shifts. *Educational Leadership*, 70(4), 24-27.
- Aspen Institute. Education & Society Program (2012). *Tools for teachers: Implementing key shifts in the Common Core State Standards*.
- Anthology Alignment Project (2012). Available from <http://www.achievethecore.org/>. See also <http://www.edmodo.com/>.
- Beck, I. L., McKeown, M. G. & Kucan, L. (2013). *Bringing words to life: Robust vocabulary instruction*. 2<sup>nd</sup> Edition. NY: Guilford Press.
- Blackburn, B. R. (2014). *Five Myths about Rigor and the Common Core*, by Little Switzerland, NC: MiddleWeb.com. Copyright 2014 by Barbara R. Blackburn. Reprinted with permission. Retrieved from <http://www.middleweb.com/12318/five-myths-rigor-common-core/> (website link: barbarablackburnonline.com)
- Brown, S., & Kappes, L (2012). *Implementing the Common Core State Standards: A primer on close reading of text*. Available from <http://www.aspeninstitute.org/publications/tools-teachers-implementing-key-shifts-common-core-state-standards//>
- Cappiello, M. A., & Dawes, E. T. (2013). *Teaching with text sets*. Huntington Beach, CA: Shell Education.
- CCSSO & NGA. (2010). Common Core State Standards for English Language Arts & Literacy in History/Social Studies, Science, and Technical Subjects. Washington, DC. Author, p. 5. Available from <http://www.corestandards.org/>
- Common Core shifts: a 2-page summary. Available from <http://www.achievethecore.org/>
- Complete College America (2011). Time is the enemy. Available from [http://www.completecollege.org/docs/Time\\_is\\_the\\_Enemy.pdf](http://www.completecollege.org/docs/Time_is_the_Enemy.pdf)
- Dounay Zinth, J., & Christie, K. (2012, January). *12 for 2012: Issues to move education forward in 2012*. Denver, CO: Education Commission of the States.
- Fisher, D., Frey, N., & Lapp, D. (2012). *Text complexity: Raising rigor in reading*. Newark, DE: International Reading Association.
- Gates Foundation (2012). Strategy scorecard: 2012 College ready strategy review. Bellevue, WA: Gates Foundation.

- Guide to Creating Questions for Close Analytic Reading. Available from <http://www.achievethecore.org/steal-these-tools/text-dependent-questions/>.
- Hiebert, E. H. (2012). Unique Words Require Unique Instruction. Available from <http://www.textproject.org/text-matters/>.
- [http://nationsreportcard.gov/reading\\_2011/summary.asp](http://nationsreportcard.gov/reading_2011/summary.asp)
- [http://parccmdfelaliteracyAugust2012\\_Final.pdf](http://parccmdfelaliteracyAugust2012_Final.pdf).
- <http://www.aspeninstitute.org/publications/implementing-common-core-state-standards-primer-close-reading-text/>.
- Introduction to the ELA/Literacy Shifts. Available from <http://www.achievethecore.org/steal-these-tools/professional-development-modules/introduction-to-the-ela-literacy-shifts>
- Kamil, M. L., Borma, G. D., Dole, J., Kral, C. C., Salinger, T., & Torgesen, J. (2008). *Improving Adolescent Literacy: Effective Classroom and Intervention Practices: A Practice Guide (NCEE#2008-027)*. Washington, DC: National Center for Education Evaluation and Regional Assistance, Institute of Education Sciences, U.S. Department of education. Retrieved from <http://ies.ed.gov/ncee/wwc/>
- Liebling, C., & Meltzer, J. (2011). Making a difference in student achievement using the Common Core State Standards for English language arts: What school and district leaders need to know. *A PCG Education White Paper*. Portsmouth, NH: Public Consulting Group.
- Loveless, T. (2011, February). How well are American students learning? *The 2010 Brown Center report on American Education*, 11(3). Washington, DC: Brown Center on Education Policy at Brookings.
- Model Content Frameworks – ELA/Literacy. <http://www.parcconline.org/mcf/ela/parcc-model-content-frameworks-browser>
- Mullis, I. V. S., Martin, M. O., Foy, P., & Drucker, K. T. (2012). *PIRLS 2011 International Results in Reading*. Chestnut Hill, MA: TIMSS & PIRLS International Study Center, Boston, College. Available from <http://timssandpirls.bc.edu/pirls2011/international-results-pirls.html>.
- Nagy, W., & Townsend, D. (2012). Words as tools: Learning Academic Vocabulary as Language Acquisition. *Reading Research Quarterly*, 47(1), 91-108.
- National Assessment of Educational Progress (2011). The Nation's Report Card. [http://nationsreportcard.gov/reading\\_2011/](http://nationsreportcard.gov/reading_2011/)
- National Governors Association Center for Best Practices & Council of Chief State School Officers (2012). Supplemental information for Appendix A of the Common Core State Standards for English language arts and literacy: New research on text complexity. Retrieved from <http://achievethecore.org/steal-these-tools/>



National Governors Association Center for Best Practices & Council of Chief State School Officers (2010). *Common Core State Standard for English Language Arts and Literacy in History/Social Studies, Science, and Technical Subjects*. Washington, D.C.: Authors. Retrieved from <http://www.corestandards.org/ELA-Literacy/>; National Governors Association Center for Best Practices & Council of Chief State School Officers (2012). See Appendix B: Text Exemplars and Sample Performance Tasks. [http://www.corestandards.org/assets/Appendix\\_B.pdf](http://www.corestandards.org/assets/Appendix_B.pdf)

National Governors Association Center for Best Practices & Council of Chief State School Officers (2010). *Common Core State Standard for English Language Arts and Literacy in History/Social Studies, Science, and Technical Subjects*. Washington, D.C.: Authors. See also Appendices A, B, and C. Retrieved from <http://www.corestandards.org/ELA-Literacy/>

National Governors Association Center for Best Practices & Council of Chief State School Officers (2012). Supplemental information for Appendix A of the Common Core State Standards for English language arts and literacy: New research on text complexity. Retrieved from <http://achievethecore.org/steal-these-tools/>

OECD. (2010). PISA 2009 results: Executive Summary. Available from <http://www.oecd.org/pisa/pisaproducts/pisa2009/>.

Orter, W., Riley, R., Towne, L., Hightower, A.M., Lloyd, S.C., et al. (2012, January). *Preparing for change: A national perspective on Common Core State Standards implementation planning*. Seattle, WA: Education First and Bethesda, MD: Editorial Projects in Education, Inc.

Shanahan, T. (December, 2012/January, 2013). The Common Core ate my baby and other urban legends. *Educational Leadership*, 70(4), pp.10-16. Available from <http://www.ascd.org/publications/educational-leadership/dec12/vol70/num04/The-Common-Core-Ate-My-Baby-And-Other-Urban-Legends.aspx>.

Student Achievement Partners. Available from [www.achievethecore.org/downloads/EO702\\_Description\\_of\\_the\\_Common\\_Core\\_Shifts.pdf](http://www.achievethecore.org/downloads/EO702_Description_of_the_Common_Core_Shifts.pdf).

Student Achievement Partners. See professional development modules on the instructional shifts. Retrieved from <http://achievethecore.org/steal-these-tools/professional-development-modules/introduction-to-the-ela-literacy-shifts?>

## Videos

“Declaration of Independence”, History/Social Studies, grade 8:  
<http://commoncore.americaachieves.org/module/5>

“I Hear the Wail of Millions” (Feaser), Grade 10: English:  
<http://commoncore.americaachieves.org/module/14>

## **Websites for Quantitative Text Analyzers**

ATOS Analyzer – Renaissance Learning. Available from <http://www.renlearn.com/ar/overview/atos/>

Degrees of Reading Power – Questar. Available from <http://www.questarai.com>

Lexile Framework – MetaMetrix. Available from <http://www.lexile.com/analyzer/>

Coh-Metrix Easability Tool. Available from <http://141.225.42.101/cohmetrixgates/Hoes.aspx?Login=1>

Nelson, J., Perfetti, C., Liben, D., & Liben, M. (2012). Measures of text difficulty: Testing their predictive value for grade levels and student performance. Report Submitted to the Gates Foundation. Available from <http://achievethecore.org/text-complexity> for this paper and more information about text complexity.

# CONNECTICUT CORE STANDARDS ENGLISH LANGUAGE ARTS, 6–12 STANDARDS PROGRESSION

---

## Table of Contents

Strand: 6-12 Reading Standards for Literature (RL) .....	1
Strand: Reading Standards for Literature (RL) .....	1
Strand: Reading Standards for Literature (RL) .....	1
Cluster 1: Key Ideas and Details .....	1
Strand: 6-12 Reading Standards for Informational Text (RI).....	5
Strand: 6-12 Writing Standards (W) .....	10
Strand: Writing Standards (W) .....	11
Cluster 1: Text Types and Purposes .....	11
Strand: 6-12 Speaking and Listening Standards (SL) .....	19
Strand: 6-12 Language Standards (L) .....	23
Strand: Language Standards (L) .....	24
Cluster 1: Conventions of Standard English.....	24
Strand: Language Standards (L) .....	24
Cluster 2: Knowledge of Language .....	24

# CCS-ELA, 6–12

## Literature

<b>Strand: 6-12 Reading Standards for Literature (RL)</b>	
<b>Cluster 1: Key Ideas and Details</b>	
<b>CCR Anchor Standard for Reading 1</b>	Read closely to determine what the text says explicitly and to make logical inferences from it; cite specific textual evidence when writing or speaking to support conclusions drawn from the text.
<b>RL.11-12.1</b>	Cite strong and thorough textual evidence to support analysis of what the text says explicitly as well as inferences drawn from the text, including determining where the text leaves matters uncertain.
<b>RL.9-10.1</b>	Cite strong and thorough textual evidence to support analysis of what the text says explicitly as well as inferences drawn from the text.
<b>RL.8.1</b>	Cite the textual evidence that most strongly supports an analysis of what the text says explicitly as well as inferences drawn from the text.
<b>RL.7.1</b>	Cite several pieces of textual evidence to support analysis of what the text says explicitly as well as inferences drawn from the text.
<b>RL.6.1</b>	Cite textual evidence to support analysis of what the text says explicitly as well as inferences drawn from the text.
<b>Strand: Reading Standards for Literature (RL)</b>	
<b>Cluster 1: Key Ideas and Details</b>	
<b>CCR Anchor Standard for Reading 2</b>	Determine central ideas or themes of a text and analyze their development; summarize the key supporting details and ideas.
<b>RL.11-12.2</b>	Determine two or more themes or central ideas of a text and analyze their development over the course of the text, including how they interact and build on one another to produce a complex account; provide an objective summary of the text.
<b>RL.9-10.2</b>	Determine a theme or central idea of a text and analyze in detail its development over the course of the text, including how it emerges and is shaped and refined by specific details; provide an objective summary of the text.
<b>RL.8.2</b>	Determine a theme or central idea of a text and analyze its development over the course of the text, including its relationship to the characters, setting, and plot; provide an objective summary of the text.
<b>RL.7.2</b>	Determine a theme or central idea of a text and analyze its development over the course of the text; provide an objective summary of the text.
<b>RL.6.2</b>	Determine a theme or central idea of a text and how it is conveyed through particular details; provide a summary of the text distinct from personal opinions or judgments.
<b>Strand: Reading Standards for Literature (RL)</b>	
<b>Cluster 1: Key Ideas and Details</b>	
<b>CCR Anchor Standard for Reading 3</b>	Analyze how and why individuals, events, and ideas develop and interact over the course of a text.

<b>RL.11-12.3</b>	Analyze the impact of the author’s choices regarding how to develop and relate elements of a story or drama (e.g., where a story is set, how the action is ordered, how the characters are introduced and developed).
<b>RL.9-10.3</b>	Analyze how complex characters (e.g., those with multiple or conflicting motivations) develop over the course of a text, interact with other characters, and advance the plot or develop the theme.
<b>RL.8.3</b>	Analyze how particular lines of dialogue or incidents in a story or drama propel the action, reveal aspects of a character, or provoke a decision.
<b>RL.7.3</b>	Analyze how particular elements of a story or drama interact (e.g., how setting shapes the characters or plot).
<b>RL.6.3</b>	Describe how a particular story’s or drama’s plot unfolds in a series of episodes as well as how the characters respond or change as the plot moves toward a resolution.

**Strand: Reading Standards for Literature (RL)**

**Cluster 2: Craft and Structure**

<b>CCR Anchor Standard for Reading 4</b>	Interpret words and phrases as they are used in a text, including determining technical, connotative, and figurative meanings, and analyze how specific word choices shape meaning or tone
<b>RL.11-12.4</b>	Determine the meaning of words and phrases as they are used in the text, including figurative and connotative meanings; analyze the impact of specific word choices on meaning and tone, including words with multiple meanings or language that is particularly fresh, engaging, or beautiful. (Include Shakespeare as well as other authors.)
<b>RL.9-10.4</b>	Determine the meaning of words and phrases as they are used in the text, including figurative and connotative meanings; analyze the cumulative impact of specific word choices on meaning and tone (e.g., how the language evokes a sense of time and place; how it sets a formal or informal tone).
<b>RL.8.4</b>	Determine the meaning of words and phrases as they are used in a text, including figurative and connotative meanings; analyze the impact of specific word choices on meaning and tone, including analogies or allusions to other texts.
<b>RL.7.4</b>	Determine the meaning of words and phrases as they are used in a text, including figurative and connotative meanings; analyze the impact of rhymes and other repetitions of sounds (e.g., alliteration) on a specific verse or stanza of a poem or section of a story or drama.
<b>RL.6.4</b>	Determine the meaning of words and phrases as they are used in a text, including figurative and connotative meanings; analyze the impact of a specific word choice on meaning and tone.

**Strand: Reading Standards for Literature (RL)**

**Cluster 2: Craft and Structure**

<b>CCR Anchor Standard for Reading 5</b>	Analyze the structure of texts, including how specific sentences, paragraphs, and larger portions of the text (e.g., a section, chapter, scene, or stanza) relate to each other and the whole.
<b>RL.11-12.5</b>	Analyze how an author’s choices concerning how to structure specific parts of a text (e.g., the choice of where to begin or end a story, the choice to provide a comedic or tragic resolution) contribute to its overall structure and meaning as well as its aesthetic impact.
<b>RL.9-10.5</b>	Analyze how an author’s choices concerning how to structure a text, order events within it (e.g., parallel plots), and manipulate time (e.g., pacing, flashbacks) create such effects as mystery, tension, or surprise.
<b>RL.8.5</b>	Compare and contrast the structure of two or more texts and analyze how the differing structure of each text contributes to its meaning and style.

<b>RL.7.5</b>	Analyze how a drama’s or poem’s form or structure (e.g., soliloquy, sonnet) contributes to its meaning.
<b>RL.6.5</b>	Analyze how a particular sentence, chapter, scene, or stanza fits into the overall structure of a text and contributes to the development of the theme, setting, or plot.
<b>Strand: Reading Standards for Literature (RL)</b>	
<b>Cluster 2: Craft and Structure</b>	
<b>CCR Anchor Standard for Reading 6</b>	Assess how point of view or purpose shapes the content and style of a text.
<b>RL.11-12.6</b>	Analyze a case in which grasping a point of view requires distinguishing what is directly stated in a text from what is really meant (e.g., satire, sarcasm, irony, or understatement).
<b>RL.9-10.6</b>	Analyze a particular point of view or cultural experience reflected in a work of literature from outside the United States, drawing on a wide reading of world literature.
<b>RL.8.6</b>	Analyze how differences in the points of view of the characters and the audience or reader (e.g., created through the use of dramatic irony) create such effects as suspense or humor.
<b>RL.7.6</b>	Analyze how an author develops and contrasts the points of view of different characters or narrators in a text.
<b>RL.6.6</b>	Explain how an author develops the point of view of the narrator or speaker in a text.
<b>Strand: Reading Standards for Literature (RL)</b>	
<b>Cluster 3: Integration of Knowledge and Ideas</b>	
<b>CCR Anchor Standard for Reading 7</b>	Integrate and evaluate content presented in diverse media and formats, including visually and quantitatively, as well as in words. (See also “Research to Build Knowledge” in Writing and “Comprehension and Collaboration” in Speaking and Listening for related standards.)
<b>RL.11-12.7</b>	Analyze multiple interpretations of a story, drama, or poem (e.g., recorded or live production of a play or recorded novel or poetry), evaluating how each version interprets the source text. (Include at least one play by Shakespeare and one play by an American dramatist.)
<b>RL.9-10.7</b>	Analyze the representation of a subject or a key scene in two different artistic mediums, including what is emphasized or absent in each treatment (e.g., Auden’s “Musée des Beaux Arts” and Breughel’s <i>Landscape with the Fall of Icarus</i> ).
<b>RL.8.7</b>	Analyze the extent to which a filmed or live production of a story or drama stays faithful to or departs from the text or script, evaluating the choices made by the director or actors.
<b>RL.7.7</b>	Compare and contrast a written story, drama, or poem to its audio, filmed, staged, or multimedia version, analyzing the effects of techniques unique to each medium (e.g., lighting, sound, color, or camera focus and angles in a film).
<b>RL.6.7</b>	Compare and contrast the experience of reading a story, drama, or poem to listening to or viewing an audio, video, or live version of the text, including contrasting what they “see” and “hear” when reading the text to what they perceive when they listen or watch.
<b>Strand: Reading Standards for Literature (RL)</b>	
<b>Cluster 3: Integration of Knowledge and Ideas</b>	
<b>CCR Anchor Standard for Reading 8</b>	Delineate and evaluate the argument and specific claims in a text, including the validity of the reasoning as well as the relevance and sufficiency of the evidence. (NA to literature).

<b>Strand: Reading Standards for Literature (RL)</b>	
<b>Cluster 3: Integration of Knowledge and Ideas</b>	
<b>CCR Anchor Standard for Reading 9</b>	Analyze how two or more texts address similar themes or topics in order to build knowledge or to compare the approaches the authors take.
<b>RL.11-12.9</b>	Demonstrate knowledge of eighteenth-, nineteenth- and early-twentieth-century foundational works of American literature, including how two or more texts from the same period treat similar themes or topics.
<b>RL.9-10.9</b>	Analyze how an author draws on and transforms source material in a specific work (e.g., how Shakespeare treats a theme or topic from Ovid or the Bible or how a later author draws on a play by Shakespeare).
<b>RL.8.9</b>	Analyze how a modern work of fiction draws on themes, patterns of events, or character types from myths, traditional stories, or religious works such as the Bible, including describing how the material is rendered new.
<b>RL.7.9</b>	Compare and contrast a fictional portrayal of a time, place, or character and a historical account of the same period as a means of understanding how authors of fiction use or alter history.
<b>RL.6.9</b>	Compare and contrast texts in different forms or genres (e.g., stories and poems; historical novels and fantasy stories) in terms of their approaches to similar themes and topics.
<b>Strand: Reading Standards for Literature (RL)</b>	
<b>Cluster 4: Range of Reading and Level of Text Complexity</b>	
<b>CCR Anchor Standard for Reading 10</b>	Read and comprehend complex literary and informational texts independently and proficiently.
<b>RL.11-12.10</b>	By the end of grade 11, read and comprehend literature, including stories, dramas, and poems, in the grades 11-CCR text complexity band proficiently, with scaffolding as needed at the high end of the range. By the end of grade 12, read and comprehend literature, including stories, dramas, and poems, at the high end of the grades 11-CCR text complexity band independently and proficiently.
<b>RL.9-10.10</b>	By the end of grade 9, read and comprehend literature, including stories, dramas, and poems, in the grades 9-10 text complexity band proficiently, with scaffolding as needed at the high end of the range. By the end of grade 10, read and comprehend literature, including stories, dramas, and poems, at the high end of the grades 9-10 text complexity band independently and proficiently.
<b>RL.8.10</b>	By the end of the year, read and comprehend literature, including stories, dramas, and poems, at the high end of grades 6–8 text complexity band independently and proficiently.
<b>RL.7.10</b>	By the end of the year, read and comprehend literature, including stories, dramas, and poems, in the grades 6–8 text complexity band proficiently, with scaffolding as needed at the high end of the range.
<b>RL.6.10</b>	By the end of the year, read and comprehend literature, including stories, dramas, and poems, in the grades 6–8 text complexity band proficiently, with scaffolding as needed at the high end of the range.

# CCS-ELA, 6–12

## *Informational Text*

<b>Strand: 6-12 Reading Standards for Informational Text (RI)</b>	
<b>Cluster 1: Key Ideas and Details</b>	
<b>CCR Anchor Standard for Reading 1</b>	Read closely to determine what the text says explicitly and to make logical inferences from it; cite specific textual evidence when writing or speaking to support conclusions drawn from the text.
<b>RI.11-12.1</b>	Cite strong and thorough textual evidence to support analysis of what the text says explicitly as well as inferences drawn from the text, including determining where the text leaves matters uncertain.
<b>RI.9-10.1</b>	Cite strong and thorough textual evidence to support analysis of what the text says explicitly as well as inferences drawn from the text.
<b>RI.8.1</b>	Cite the textual evidence that most strongly supports an analysis of what the text says explicitly as well as inferences drawn from the text.
<b>RI.7.1</b>	Cite several pieces of textual evidence to support analysis of what the text says explicitly as well as inferences drawn from the text.
<b>RI.6.1</b>	Cite textual evidence to support analysis of what the text says explicitly as well as inferences drawn from the text.
<b>Strand: Reading Standards for Informational Text (RI)</b>	
<b>Cluster 1: Key Ideas and Details</b>	
<b>CCR Anchor Standard for Reading 2</b>	Determine central ideas or themes of a text and analyze their development; summarize the key supporting details and ideas.
<b>RI.11-12.2</b>	Determine two or more central ideas of a text and analyze their development over the course of the text, including how they interact and build on one another to provide a complex analysis; provide an objective summary of the text.
<b>RI.9-10.2</b>	Determine a central idea of a text and analyze its development over the course of the text, including how it emerges and is shaped and refined by specific details; provide an objective summary of the text.
<b>RI.8.2</b>	Determine a central idea of a text and analyze its development over the course of the text, including its relationship to supporting ideas; provide an objective summary of the text.
<b>RI.7.2</b>	Determine two or more central ideas in a text and analyze their development over the course of the text; provide an objective summary of the text.
<b>RI.6.2</b>	Determine a central idea of a text and how it is conveyed through particular details; provide a summary of the text distinct from personal opinions or judgments.



<b>Strand: Reading Standards for Informational Text (RI)</b>	
<b>Cluster 1: Key Ideas and Details</b>	
<b>CCR Anchor Standard for Reading 3</b>	Analyze how and why individuals, events, and ideas develop and interact over the course of a text.
<b>RI.11-12.3</b>	Analyze a complex set of ideas or sequence of events and explain how specific individuals, ideas, or events interact and develop over the course of the text.
<b>RI.9-10.3</b>	Analyze how the author unfolds an analysis or series of ideas or events, including the order in which the points are made, how they are introduced and developed, and the connections that are drawn between them.
<b>RI.8.3</b>	Analyze how a text makes connections among and distinctions between individuals, ideas, or events (e.g., through comparisons, analogies, or categories).
<b>RI.7.3</b>	Analyze the interactions between individuals, events, and ideas in a text (e.g., how ideas influence individuals or events, or how individuals influence ideas or events).
<b>RI.6.3</b>	Analyze in detail how a key individual, event, or idea is introduced, illustrated, and elaborated in a text (e.g., through examples or anecdotes).
<b>Strand: Reading Standards for Informational Text (RI)</b>	
<b>Cluster 2: Craft and Structure</b>	
<b>CCR Anchor Standard for Reading 4</b>	Interpret words and phrases as they are used in a text, including determining technical, connotative, and figurative meanings, and analyze how specific word choices shape meaning or tone
<b>RI.11-12.4</b>	Determine the meaning of words and phrases as they are used in a text, including figurative, connotative, and technical meanings; analyze how an author uses and refines the meaning of a key term or terms over the course of a text (e.g., how Madison defines <i>faction</i> in <i>Federalist</i> No. 10).
<b>RI.9-10.4</b>	Determine the meaning of words and phrases as they are used in a text, including figurative, connotative, and technical meanings; analyze the cumulative impact of specific word choices on meaning and tone (e.g., how the language of a court opinion differs from that of a newspaper).
<b>RI.8.4</b>	Determine the meaning of words and phrases as they are used in a text, including figurative, connotative, and technical meanings; analyze the impact of specific word choices on meaning and tone, including analogies or allusions to other texts.
<b>RI.7.4</b>	Determine the meaning of words and phrases as they are used in a text, including figurative, connotative, and technical meanings; analyze the impact of a specific word choice on meaning and tone.
<b>RI.6.4</b>	Determine the meaning of words and phrases as they are used in a text, including figurative, connotative, and technical meanings.
<b>Strand: Reading Standards for Informational Text (RI)</b>	
<b>Cluster 2: Craft and Structure</b>	
<b>CCR Anchor Standard for Reading 5</b>	Analyze the structure of texts, including how specific sentences, paragraphs, and larger portions of the text (e.g., a section, chapter, scene, or stanza) relate to each other and the whole.
<b>RI.11-12.5</b>	Analyze and evaluate the effectiveness of the structure an author uses in his or her exposition or argument, including whether the structure makes points clear, convincing, and engaging.

<b>RI.9-10.5</b>	Analyze in detail how an author’s ideas or claims are developed and refined by particular sentences, paragraphs, or larger portions of a text (e.g., a section or chapter).
<b>RI.8.5</b>	Analyze in detail the structure of a specific paragraph in a text, including the role of particular sentences in developing and refining a key concept.
<b>RI.7.5</b>	Analyze the structure an author uses to organize a text, including how the major sections contribute to the whole and to the development of the ideas.
<b>RI.6.5</b>	Analyze how a particular sentence, paragraph, chapter, or section fits into the overall structure of a text and contributes to the development of the ideas.
<b>Strand: Reading Standards for Informational Text (RI)</b>	
<b>Cluster 2: Craft and Structure</b>	
<b>CCR Anchor Standard for Reading 6</b>	Assess how point of view or purpose shapes the content and style of a text.
<b>RI.11-12.6</b>	Determine an author’s point of view or purpose in a text in which the rhetoric is particularly effective, analyzing how style and content contribute to the power, persuasiveness or beauty of the text.
<b>RI.9-10.6</b>	Determine an author’s point of view or purpose in a text and analyze how an author uses rhetoric to advance that point of view or purpose.
<b>RI.8.6</b>	Determine an author’s point of view or purpose in a text and analyze how the author acknowledges and responds to conflicting evidence or viewpoints.
<b>RI.7.6</b>	Determine an author’s point of view or purpose in a text and analyze how the author distinguishes his or her position from that of others.
<b>RI.6.6</b>	Determine an author’s point of view or purpose in a text and explain how it is conveyed in the text.
<b>Strand: Reading Standards for Informational Text (RI)</b>	
<b>Cluster 3: Integration of Knowledge and Ideas</b>	
<b>CCR Anchor Standard for Reading 7</b>	Integrate and evaluate content presented in diverse media and formats, including visually and quantitatively, as well as in words. (See also “Research to Build Knowledge” in Writing and “Comprehension and Collaboration” in Speaking and Listening for related standards.)
<b>RI.11-12.7</b>	Integrate and evaluate multiple sources of information presented in different media or formats (e.g., visually, quantitatively) as well as in words in order to address a question or solve a problem.
<b>RI.9-10.7</b>	Analyze various accounts of a subject told in different mediums (e.g., a person’s life story in both print and multimedia), determining which details are emphasized in each account.
<b>RI. 8.7</b>	Evaluate the advantages and disadvantages of using different mediums (e.g., print or digital text, video, multimedia) to present a particular topic or idea.
<b>RI.7.7</b>	Compare and contrast a text to an audio, video, or multimedia version of the text, analyzing each medium’s portrayal of the subject (e.g., how the delivery of a speech affects the impact of the words).
<b>RI.6.7</b>	Integrate information presented in different media or formats (e.g., visually, quantitatively) as well as in words to develop a coherent understanding of a topic or issue.

**Strand: Reading Standards for Informational Text (RI)**

**Cluster 3: Integration of Knowledge and Ideas**

<b>CCR Anchor Standard for Reading 8</b>	Delineate and evaluate the argument and specific claims in a text, including the validity of the reasoning as well as the relevance and sufficiency of the evidence.
<b>RI.11-12.8</b>	Delineate and evaluate the reasoning in seminal U.S. texts, including the application of constitutional principles and use of legal reasoning (e.g., in U.S. Supreme Court majority opinions and dissents) and the premises, purposes, and arguments in works of public advocacy (e.g., <i>The Federalist</i> , presidential addresses).
<b>RI.9-10.8</b>	Delineate and evaluate the argument and specific claims in a text, assessing whether the reasoning is valid and the evidence is relevant and sufficient; identify false statements and fallacious reasoning.
<b>RI.8.8</b>	Delineate and evaluate the argument and specific claims in a text, assessing whether the reasoning is sound and the evidence is relevant and sufficient; recognize when irrelevant evidence is introduced.
<b>RI.7.8</b>	Trace and evaluate the argument and specific claims in a text, assessing whether the reasoning is sound and the evidence is relevant and sufficient to support the claims.
<b>RI.6.8</b>	Trace and evaluate the argument and specific claims in a text, distinguishing claims that are supported by reasons and evidence from claims that are not.

**Strand: Reading Standards for Informational Text (RI)**

**Cluster 3: Integration of Knowledge and Ideas**

<b>CCR Anchor Standard for Reading 9</b>	Analyze how two or more texts address similar themes or topics in order to build knowledge or to compare the approaches the authors take.
<b>RI.11-12.9</b>	Analyze seventeenth-, eighteenth-, and nineteenth-century foundational U.S. documents of historical and literary significance (including The Declaration of Independence, the Preamble to the Constitution, the Bill of Rights, and Lincoln’s Second Inaugural Address) for their themes, purposes, and rhetorical features.
<b>RI.9-10.9</b>	Analyze seminal U.S. documents of historical and literary significance (e.g., Washington’s Farewell Address, the Gettysburg Address, Roosevelt’s Four Freedoms speech, King’s “Letter from Birmingham Jail”), including how they address related themes and concepts.
<b>RI.8.9</b>	Analyze a case in which two or more texts provide conflicting information on the same topic and identify where the texts disagree on matters of fact or interpretation.
<b>RI.7.9</b>	Analyze how two or more authors writing about the same topic shape their presentations of key information by emphasizing different evidence or advancing different interpretations of facts.
<b>RI.6.9</b>	Compare and contrast one author’s presentation of events with that of another (e.g., a memoir written by and a biography on the same person).

**Strand: Reading Standards for Informational Text (RI)**

**Cluster 4: Range of Reading and Level of Text Complexity**

<b>CCR Anchor Standard for Reading 10</b>	Read and comprehend complex literary and informational texts independently and proficiently.
---	--

<b>RI.11-12.10</b>	By the end of grade 11, read and comprehend literary nonfiction in the grades 11-CCR text complexity band proficiently, with scaffolding as needed at the high end of the range. By the end of grade 12, read and comprehend literary nonfiction at the high end of the grades 11-CCR text complexity band independently and proficiently.
<b>RI.9-10.10</b>	By the end of grade 9, read and comprehend literary nonfiction in the grades 9-10 text complexity band proficiently, with scaffolding as needed at the high end of the range. By the end of grade 10, read and comprehend literary nonfiction at the high end of the grades 9-10 text complexity band independently and proficiently.
<b>RI.8.10</b>	By the end of the year, read and comprehend literary nonfiction at the high end of the grades 6–8 text complexity band independently and proficiently.
<b>RI.7.10</b>	By the end of the year, read and comprehend literary nonfiction in the grades 6–8 text complexity band proficiently, with scaffolding as needed at the high end of the range.
<b>RI.6.10</b>	By the end of the year, read and comprehend literary nonfiction in the grades 6–8 text complexity band proficiently, with scaffolding as needed at the high end of the range.

# CCS-ELA, 6–12

## Writing

<b>Strand: 6-12 Writing Standards (W)</b>	
<b>Cluster 1: Text Types and Purposes</b>	
<b>CCR Anchor Standard for Writing 1</b>	Write arguments to support claims in an analysis of substantive topics or texts, using valid reasoning and relevant and sufficient evidence.
<b>W.11-12.1</b>	Write arguments to support claims in an analysis of substantive topics or texts, using valid reasoning and relevant and sufficient evidence.
<b>W.11-12.1a</b>	Introduce precise, knowledgeable claim(s), establish the significance of the claim(s), distinguish the claim(s) from alternate or opposing claims, and create an organization that logically sequences claim(s), counterclaims, reasons, and evidence.
<b>W.11-12.1b</b>	Develop claim(s) and counterclaims fairly and thoroughly, supplying the most relevant evidence for each while pointing out the strengths and limitations of both in a manner that anticipates the audience’s knowledge level, concerns, values, and possible biases.
<b>W.11-12.1c</b>	Use words, phrases, and clauses as well as varied syntax to link the major sections of the text, create cohesion, and clarify the relationships between claim(s) and reasons, between reasons and evidence, and between claim(s) and counterclaims.
<b>W.11-12.1d</b>	Establish and maintain a formal style and objective tone while attending to the norms and conventions of the discipline in which they are writing.
<b>W.11-12.1e</b>	Provide a concluding statement or section that follows from and supports the argument presented.
<b>W.9-10.1</b>	Write arguments to support claims in an analysis of substantive topics or texts, using valid reasoning and relevant and sufficient evidence.
<b>W.9-10.1a</b>	Introduce precise claim(s), distinguish the claim(s) from alternate or opposing claims, and create an organization that establishes clear relationships among claim(s), counterclaims, reasons, and evidence.
<b>W.9-10.1b</b>	Develop claim(s) and counterclaims fairly, supplying evidence for each while pointing out the strengths and limitations of both in a manner that anticipates the audience’s knowledge level and concerns.
<b>W.9-10.1c</b>	Use words, phrases, and clauses to link the major sections of the text, create cohesion, and clarify the relationships between claim(s) and reasons, between reasons and evidence, and between claim(s) and counterclaims.
<b>W.9-10.1d</b>	Establish and maintain a formal style and objective tone while attending to the norms and conventions of the discipline in which they are writing.
<b>W.9-10.1e</b>	Provide a concluding statement or section that follows from and supports the argument presented.
<b>W.8.1</b>	Write arguments to support claims with clear reasons and relevant evidence.
<b>W.8.1a</b>	Introduce claim(s), acknowledge and distinguish the claim(s) from alternate or opposing claims, and organize the reasons and evidence logically.
<b>W.8.1b</b>	Support claim(s) with logical reasoning and relevant evidence, using accurate, credible sources and demonstrating an understanding of the topic or text.
<b>W.8.1c</b>	Use words, phrases, and clauses to create cohesion and clarify the relationships among claim(s), counterclaims, reasons, and evidence.

<b>W.8.1d</b>	Establish and maintain a formal style.
<b>W.8.1e</b>	Provide a concluding statement or section that follows from and supports the argument presented.
<b>W.7.1</b>	Write arguments to support claims with clear reasons and relevant evidence.
<b>W.7.1a</b>	Introduce claim(s), acknowledge alternate or opposing claims, and organize the reasons and evidence logically.
<b>W.7.1b</b>	Support claim(s) with logical reasoning and relevant evidence, using accurate, credible sources and demonstrating an understanding of the topic or text.
<b>W.7.1c</b>	Use words, phrases, and clauses to create cohesion and clarify the relationships among claim(s), reasons, and evidence.
<b>W.7.1d</b>	Establish and maintain a formal style.
<b>W.7.1e</b>	Provide a concluding statement or section that follows from and supports the argument presented.
<b>W.6.1</b>	Write arguments to support claims with clear reasons and relevant evidence.
<b>W.6.1a</b>	Introduce claim(s) and organize the reasons and evidence clearly.
<b>W.6.1b</b>	Support claim(s) with clear reasons and relevant evidence, using credible sources and demonstrating an understanding of the topic or text.
<b>W.6.1c</b>	Use words, phrases, and clauses to clarify the relationships among claim(s) and reasons.
<b>W.6.1d</b>	Establish and maintain a formal style.
<b>W.6.1e</b>	Provide a concluding statement or section that follows from the argument presented.
<b>Strand: Writing Standards (W)</b>	
<b>Cluster 1: Text Types and Purposes</b>	
<b>CCR Anchor Standard for Writing 2</b>	Write informative/explanatory texts to examine and convey complex ideas and information clearly and accurately through the effective selection, organization, and analysis of content.
<b>W.11-12.2</b>	Write informative/explanatory texts to examine and convey complex ideas, concepts, and information clearly and accurately through the effective selection, organization, and analysis of content.
<b>W.11-12.2a</b>	Introduce a topic; organize complex ideas, concepts, and information so that each new element builds on that which precedes it to create a unified whole; include formatting (e.g., headings), graphics (e.g., figures, tables), and multimedia when useful to aiding comprehension.
<b>W.11-12.2b</b>	Develop the topic thoroughly by selecting the most significant and relevant facts, extended definitions, concrete details, quotations, or other information and examples appropriate to the audience’s knowledge of the topic.
<b>W.11-12.2c</b>	Use appropriate and varied transitions and syntax to link the major sections of the text, create cohesion, and clarify the relationships among complex ideas and concepts.
<b>W.11-12.2d</b>	Use precise language, domain-specific vocabulary, and techniques such as metaphor, simile, and analogy to manage the complexity of the topic.
<b>W.11-12.2e</b>	Establish and maintain a formal style and objective tone while attending to the norms and conventions of the discipline in which they are writing.
<b>W.11-12.2f</b>	Provide a concluding statement or section that follows from and supports the information or explanation presented (e.g., articulating implications or the significance of the topic).
<b>W.9-10.2</b>	Write informative/explanatory texts to examine and convey complex ideas, concepts, and information clearly and accurately through the effective selection, organization, and analysis of content.

<b>W.9-10.2a</b>	Introduce a topic; organize complex ideas, concepts, and information to make important connections and distinctions; include formatting (e.g., headings), graphics (e.g., figures, tables), and multimedia when useful to aiding comprehension.
<b>W.9-10.2b</b>	Develop the topic with well-chosen, relevant, and sufficient facts, extended definitions, concrete details, quotations, or other information and examples appropriate to the audience’s knowledge of the topic.
<b>W.9-10.2c</b>	Use appropriate and varied transitions to link the major sections of the text, create cohesion, and clarify the relationships among complex ideas and concepts.
<b>W.9-10.2d</b>	Use precise language and domain-specific vocabulary to manage the complexity of the topic.
<b>W.9-10.2e</b>	Establish and maintain a formal style and objective tone while attending to the norms and conventions of the discipline in which they are writing.
<b>W.9-10.2f</b>	Provide a concluding statement or section that follows from and supports the information or explanation presented (e.g., articulating implications or the significance of the topic).
<b>W.8.2</b>	Write informative/explanatory texts to examine a topic and convey ideas, concepts, and information through the selection, organization, and analysis of relevant content.
<b>W.8.2a</b>	Introduce a topic clearly, previewing what is to follow; organize ideas, concepts, and information into broader categories; include formatting (e.g., headings), graphics (e.g., charts, tables), and multimedia when useful to aiding comprehension.
<b>W.8.2b</b>	Develop the topic with relevant, well-chosen facts, definitions, concrete details, quotations, or other information and examples.
<b>W.8.2c</b>	Use appropriate and varied transitions to create cohesion and clarify the relationships among ideas and concepts.
<b>W.8.2d</b>	Use precise language and domain-specific vocabulary to inform about or explain the topic.
<b>W.8.2e</b>	Establish and maintain a formal style.
<b>W.8.2f</b>	Provide a concluding statement or section that follows from and supports the information or explanation presented.
<b>W.7.2</b>	Write informative/explanatory texts to examine a topic and convey ideas, concepts, and information through the selection, organization, and analysis of relevant content.
<b>W.7.2a</b>	Introduce a topic clearly, previewing what is to follow; organize ideas, concepts, and information, using strategies such as definition, classification, comparison/contrast, and cause/effect; include formatting (e.g., headings), graphics (e.g., charts, tables), and multimedia when useful to aiding comprehension.
<b>W.7.2b</b>	Develop the topic with relevant facts, definitions, concrete details, quotations, or other information and examples.
<b>W.7.2c</b>	Use appropriate transitions to create cohesion and clarify the relationships among ideas and concepts.
<b>W.7.2d</b>	Use precise language and domain-specific vocabulary to inform about or explain the topic.
<b>W.7.2e</b>	Establish and maintain a formal style.
<b>W.7.2f</b>	Provide a concluding statement or section that follows from and supports the information or explanation presented.
<b>W.6.2</b>	Write informative/explanatory texts to examine a topic and convey ideas, concepts, and information through the selection, organization, and analysis of relevant content.

<b>W.6.2a</b>	Introduce a topic; organize ideas, concepts, and information, using strategies such as definition, classification, comparison/contrast, and cause/effect; include formatting (e.g., headings), graphics (e.g., charts, tables), and multimedia when useful to aiding comprehension.
<b>W.6.2b</b>	Develop the topic with relevant facts, definitions, concrete details, quotations, or other information and examples.
<b>W.6.2c</b>	Use appropriate transitions to clarify the relationships among ideas and concepts.
<b>W.6.2d</b>	Use precise language and domain-specific vocabulary to inform about or explain the topic.
<b>W.6.2e</b>	Establish and maintain a formal style.
<b>W.6.2f</b>	Provide a concluding statement or section that follows from the information or explanation presented.
<b>Strand: Writing Standards (W)</b>	
<b>Cluster 1: Text Types and Purposes</b>	
<b>CCR Anchor Standard for Writing 3</b>	Write narratives to develop real or imagined experiences or events using effective technique, well-chosen details, and well-structured event sequences.
<b>W.11-12.3</b>	Write narratives to develop real or imagined experiences or events using effective technique, well-chosen details, and well-structured event sequences.
<b>W.11-12.3a</b>	Engage and orient the reader by setting out a problem, situation, or observation and its significance, establishing one or multiple point(s) of view, and introducing a narrator and/or characters; create a smooth progression of experiences or events.
<b>W.11-12.3b</b>	Use narrative techniques, such as dialogue, pacing, description, reflection, and multiple plot lines, to develop experiences, events, and/or characters.
<b>W.11-12.3c</b>	Use a variety of techniques to sequence events so that they build on one another to create a coherent whole and build toward a particular tone and outcome (e.g., a sense of mystery, suspense, growth, or resolution).
<b>W.11-12.3d</b>	Use precise words and phrases, telling details, and sensory language to convey a vivid picture of the experiences, events, setting, and/or characters.
<b>W.11-12.3e</b>	Provide a conclusion that follows from and reflects on what is experienced, observed, or resolved over the course of the narrative.
<b>W.9-10.3</b>	Write narratives to develop real or imagined experiences or events using effective technique, well-chosen details, and well-structured event sequences.
<b>W.9-10.3a</b>	Engage and orient the reader by setting out a problem, situation, or observation, establishing one or multiple point(s) of view, and introducing a narrator and/or characters; create a smooth progression of experiences or events.
<b>W.9-10.3b</b>	Use narrative techniques, such as dialogue, pacing, description, reflection, and multiple plot lines, to develop experiences, events, and/or characters.
<b>W.9-10.3c</b>	Use a variety of techniques to sequence events so that they build on one another to create a coherent whole.
<b>W.9-10.3d</b>	Use precise words and phrases, telling details, and sensory language to convey a vivid picture of the experiences, events, setting, and/or characters.
<b>W.9-10.3e</b>	Provide a conclusion that follows from and reflects on what is experienced, observed, or resolved over the course of the narrative.
<b>W.8.3</b>	Write narratives to develop real or imagined experiences or events using effective technique, relevant descriptive details, and well-structured event sequences.



<b>W.8.3a</b>	Engage and orient the reader by establishing a context and point of view and introducing a narrator and/or characters; organize an event sequence that unfolds naturally and logically.
<b>W.8.3b</b>	Use narrative techniques, such as dialogue, pacing, description, and reflection, to develop experiences, events, and/or characters.
<b>W.8.3c</b>	Use a variety of transition words, phrases, and clauses to convey sequence, signal shifts from one time frame or setting to another, and show the relationships among experiences and events.
<b>W.8.3d</b>	Use precise words and phrases, relevant descriptive details, and sensory language to capture the action and convey experiences and events.
<b>W.8.3e</b>	Provide a conclusion that follows from and reflects on the narrated experiences or events.
<b>W.7.3</b>	Write narratives to develop real or imagined experiences or events using effective technique, relevant descriptive details, and well-structured event sequences.
<b>W.7.3a</b>	Engage and orient the reader by establishing a context and point of view and introducing a narrator and/or characters; organize an event sequence that unfolds naturally and logically.
<b>W.7.3b</b>	Use narrative techniques, such as dialogue, pacing, and description, to develop experiences, events, and/or characters.
<b>W.7.3c</b>	Use a variety of transition words, phrases, and clauses to convey sequence and signal shifts from one time frame or setting to another.
<b>W.7.3d</b>	Use precise words and phrases, relevant descriptive details, and sensory language to capture the action and convey experiences and events.
<b>W.7.3e</b>	Provide a conclusion that follows from and reflects on the narrated experiences or events.
<b>W.6.3</b>	Write narratives to develop real or imagined experiences or events using effective technique, relevant descriptive details, and well-structured event sequences.
<b>W.6.3a</b>	Engage and orient the reader by establishing a context and introducing a narrator and/or characters; organize an event sequence that unfolds naturally and logically.
<b>W.6.3b</b>	Use narrative techniques, such as dialogue, pacing, and description, to develop experiences, events, and/or characters.
<b>W.6.3c</b>	Use a variety of transition words, phrases, and clauses to convey sequence and signal shifts from one time frame or setting to another.
<b>W.6.3d</b>	Use precise words and phrases, relevant descriptive details, and sensory language to convey experiences and events.
<b>W.6.3e</b>	Provide a conclusion that follows from the narrated experiences or events.
<b>Strand: Writing Standards (W)</b>	
<b>Cluster 2: Production and Distribution of Writing</b>	
<b>CCR Anchor Standard for Writing 4</b>	Produce clear and coherent writing in which the development, organization, and style are appropriate to task, purpose, and audience.
<b>W.11-12.4</b>	Produce clear and coherent writing in which the development, organization, and style are appropriate to task, purpose, and audience. (Grade-specific expectations for writing types are defined in standards 1–3 above.)
<b>W.9-10.4</b>	Produce clear and coherent writing in which the development, organization, and style are appropriate to task, purpose, and audience. (Grade-specific expectations for writing types are defined in standards 1–3 above.)

<b>W.8.4</b>	Produce clear and coherent writing in which the development, organization, and style are appropriate to task, purpose, and audience. (Grade-specific expectations for writing types are defined in standards 1–3 above.)
<b>W.7.4</b>	Produce clear and coherent writing in which the development, organization, and style are appropriate to task, purpose, and audience. (Grade-specific expectations for writing types are defined in standards 1–3 above.)
<b>W.6.4</b>	Produce clear and coherent writing in which the development, organization, and style are appropriate to task, purpose, and audience. (Grade-specific expectations for writing types are defined in standards 1–3 above.)

**Strand: Writing Standards (W)**

**Cluster 2: Production and Distribution of Writing**

<b>CCR Anchor Standard for Writing 5</b>	Develop and strengthen writing as needed by planning, revising, editing, rewriting, or trying a new approach.
<b>W.11-12.5</b>	Develop and strengthen writing as needed by planning, revising, editing, rewriting, or trying a new approach, focusing on addressing what is most significant for a specific purpose and audience.
<b>W.9-10.5</b>	Develop and strengthen writing as needed by planning, revising, editing, rewriting, or trying a new approach, focusing on addressing what is most significant for a specific purpose and audience.
<b>W.8.5</b>	With some guidance and support from peers and adults, develop and strengthen writing as needed by planning, revising, editing, rewriting, or trying a new approach, focusing on how well purpose and audience have been addressed.
<b>W.7.5</b>	With some guidance and support from peers and adults, develop and strengthen writing as needed by planning, revising, editing, rewriting, or trying a new approach, focusing on how well purpose and audience have been addressed.
<b>W.6.5</b>	With some guidance and support from peers and adults, develop and strengthen writing as needed by planning, revising, editing, rewriting, or trying a new approach.

**Strand: Writing Standards (W)**

**Cluster 2: Production and Distribution of Writing**

<b>CCR Anchor Standard for Writing 6</b>	Use technology, including the Internet, to produce and publish writing and to interact and collaborate with others.
<b>W.11-12.6</b>	Use technology, including the Internet, to produce, publish, and update individual or shared writing products in response to ongoing feedback, including new arguments or information.
<b>W.9-10.6</b>	Use technology, including the Internet, to produce, publish, and update individual or shared writing products, taking advantage of technology’s capacity to link to other information and to display information flexibly and dynamically.
<b>W.8.6</b>	Use technology, including the Internet, to produce and publish writing and present the relationships between information and ideas efficiently as well as to interact and collaborate with others.
<b>W.7.6</b>	Use technology, including the Internet, to produce and publish writing and link to and cite sources as well as to interact and collaborate with others, including linking to and citing sources.
<b>W.6.6</b>	Use technology, including the Internet, to produce and publish writing as well as to interact and collaborate with others; demonstrate sufficient command of keyboarding skills to type a minimum of three pages in a single sitting.

**Strand: Writing Standards (W)**

**Cluster 3: Research to Build and Present Knowledge**

<b>CCR Anchor Standard for Writing 7</b>	Conduct short as well as more sustained research projects based on focused questions, demonstrating understanding of the subject under investigation.
<b>W.11-12.7</b>	Conduct short as well as more sustained research projects to answer a question (including a self-generated question) or solve a problem; narrow or broaden the inquiry when appropriate; synthesize multiple sources on the subject, demonstrating understanding of the subject under investigation.
<b>W.9-10.7</b>	Conduct short as well as more sustained research projects to answer a question (including a self-generated question) or solve a problem; narrow or broaden the inquiry when appropriate; synthesize multiple sources on the subject, demonstrating understanding of the subject under investigation.
<b>W.8.7</b>	Conduct short research projects to answer a question (including a self-generated question), drawing on several sources and generating additional related, focused questions that allow for multiple avenues of exploration.
<b>W.7.7</b>	Conduct short research projects to answer a question, drawing on several sources and generating additional related, focused questions for further research and investigation.
<b>W.6.7</b>	Conduct short research projects to answer a question, drawing on several sources and refocusing the inquiry when appropriate.

**Strand: Writing Standards (W)**

**Cluster 3: Research to Build and Present Knowledge**

<b>CCR Anchor Standard for Writing 8</b>	Gather relevant information from multiple print and digital sources, assess the credibility and accuracy of each source, and integrate the information while avoiding plagiarism.
<b>W.11-12.8</b>	Gather relevant information from multiple authoritative print and digital sources, using advanced searches effectively; assess the strengths and limitations of each source in terms of the task, purpose, and audience; integrate information into the text selectively to maintain the flow of ideas, avoiding plagiarism and overreliance on any one source and following a standard format for citation.
<b>W.9-10.8</b>	Gather relevant information from multiple authoritative print and digital sources, using advanced searches effectively; assess the usefulness of each source in answering the research question; integrate information into the text selectively to maintain the flow of ideas, avoiding plagiarism and following a standard format for citation.
<b>W.8.8</b>	Gather relevant information from multiple print and digital sources, using search terms effectively; assess the credibility and accuracy of each source; and quote or paraphrase the data and conclusions of others while avoiding plagiarism and following a standard format for citation.
<b>W.7.8</b>	Gather relevant information from multiple print and digital sources, using search terms effectively; assess the credibility and accuracy of each source; and quote or paraphrase the data and conclusions of others while avoiding plagiarism and following a standard format for citation.
<b>W.6.8</b>	Gather relevant information from multiple print and digital sources; assess the credibility of each source; and quote or paraphrase the data and conclusions of others while avoiding plagiarism and providing basic bibliographic information for sources.

<b>Strand: Writing Standards (W)</b>	
<b>Cluster 3: Research to Build and Present Knowledge</b>	
<b>CCR Anchor Standard for Writing 9</b>	Draw evidence from literary or informational texts to support analysis, reflection, and research.
<b>W.11-12.9</b>	Draw evidence from literary or informational texts to support analysis, reflection, and research.
<b>W.11-12.9a</b>	Apply <i>grades 11–12 Reading standards</i> to literature (e.g., “Demonstrate knowledge of eighteenth-, nineteenth- and early-twentieth-century foundational works of American literature, including how two or more texts from the same period treat similar themes or topics”).
<b>W.11-12.9b</b>	Apply <i>grades 11–12 Reading standards</i> to literary nonfiction (e.g., “Delineate and evaluate the reasoning in seminal U.S. texts, including the application of constitutional principles and use of legal reasoning [e.g., in U.S. Supreme Court Case majority opinions and dissents] and the premises, purposes, and arguments in works of public advocacy [e.g., <i>The Federalist</i> , presidential addresses]”).
<b>W.9-10.9</b>	Draw evidence from literary or informational texts to support analysis, reflection, and research.
<b>W.9-10.9a</b>	Apply <i>grades 9–10 Reading standards</i> to literature (e.g., “Analyze how an author draws on and transforms source material in a specific work [e.g., how Shakespeare treats a theme or topic from Ovid or the Bible or how a later author draws on a play by Shakespeare]”).
<b>W.9-10.9b</b>	Apply <i>grades 9–10 Reading standards</i> to literary nonfiction (e.g., “Delineate and evaluate the argument and specific claims in a text, assessing whether the reasoning is valid and the evidence is relevant and sufficient; identify false statements and fallacious reasoning”).
<b>W.8.9</b>	Draw evidence from literary or informational texts to support analysis, reflection, and research.
<b>W.8.9a</b>	Apply <i>grade 8 Reading standards</i> to literature (e.g., “Analyze how a modern work of fiction draws on themes, patterns of events, or character types from myths, traditional stories, or religious works such as the Bible, including describing how the material is rendered new”).
<b>W.8.9b</b>	Apply <i>grade 8 Reading standards</i> to literary nonfiction (e.g., “Delineate and evaluate the argument and specific claims in a text, assessing whether the reasoning is sound and the evidence is relevant and sufficient; recognize when irrelevant evidence is introduced”).
<b>W.7.9</b>	Draw evidence from literary or informational texts to support analysis, reflection, and research.
<b>W.7.9a</b>	Apply <i>grade 7 Reading standards</i> to literature (e.g. “Compare and contrast a fictional portrayal of a time, place, or character and a historical account of the same period as a means of understanding how authors of fiction use or alter history”).
<b>W.7.9b</b>	Apply <i>grade 7 Reading standards</i> to literary nonfiction (e.g. “Trace and evaluate the argument and specific claims in a text, assessing whether the reasoning is sound and the evidence is relevant and sufficient to support the claims”).
<b>W.6.9</b>	Draw evidence from literary or informational texts to support analysis, reflection, and research.
<b>W.6.9a</b>	Apply <i>grade 6 Reading standards</i> to literature (e.g., “Compare and contrast texts in different forms or genres [e.g., stories and poems; historical novels and fantasy stories] in terms of their approaches to similar themes and topics”).

<b>W.6.9b</b>	Apply <i>grade 6 Reading standards</i> to literary nonfiction (e.g., “Trace and evaluate the argument and specific claims in a text, distinguishing claims that are supported by reasons and evidence from claims that are not”).
<b>Strand: Writing Standards (W)</b>	
<b>Cluster 4: Range of Writing</b>	
<b>CCR Anchor Standard for Writing 10</b>	Write routinely over extended time frames (time for research, reflection, and revision) and shorter time frames (a single sitting or a day or two) for a range of tasks, purposes, and audiences.
<b>W.11-12.10</b>	Write routinely over extended time frames (time for research, reflection, and revision) and shorter time frames (a single sitting or a day or two) for a range of tasks, purposes, and audiences.
<b>W.9-10.10</b>	Write routinely over extended time frames (time for research, reflection, and revision) and shorter time frames (a single sitting or a day or two) for a range of tasks, purposes, and audiences.
<b>W.8.10</b>	Write routinely over extended time frames (time for research, reflection, and revision) and shorter time frames (a single sitting or a day or two) for a range of discipline-specific tasks, purposes, and audiences.
<b>W.7.10</b>	Write routinely over extended time frames (time for research, reflection, and revision) and shorter time frames (a single sitting or a day or two) for a range of discipline-specific tasks, purposes, and audiences.
<b>W.6.10</b>	Write routinely over extended time frames (time for research, reflection, and revision) and shorter time frames (a single sitting or a day or two) for a range of discipline-specific tasks, purposes, and audiences.

# CCS-ELA, 6–12

## *Speaking and Listening*

<b>Strand: 6-12 Speaking and Listening Standards (SL)</b>	
<b>Cluster 1: Comprehension and Collaboration</b>	
<b>CCR Anchor Standard for Speaking and Listening 1</b>	Prepare for and participate effectively in a range of conversations and collaborations with diverse partners, building on others’ ideas and expressing their own clearly and persuasively.
<b>SL.11-12.1</b>	Initiate and participate effectively in a range of collaborative discussions (one-on-one, in groups, and teacher-led) with diverse partners on grades 11–12 topics, texts, and issues, building on others’ ideas and expressing their own clearly and persuasively.
<b>SL.11-12.1a</b>	Come to discussions prepared, having read and researched material under study; explicitly draw on that preparation by referring to evidence from texts and other research on the topic or issue to stimulate a thoughtful, well-reasoned exchange of ideas.
<b>SL.11-12.1b</b>	Work with peers to promote civil, democratic discussions and decision-making, set clear goals and deadlines, and establish individual roles as needed
<b>SL.11-12.1c</b>	Propel conversations by posing and responding to questions that probe reasoning and evidence; ensure a hearing for a full range of positions on a topic or issue; clarify, verify, or challenge ideas and conclusions; and promote divergent and creative perspectives.
<b>SL.11-12.1d</b>	Respond thoughtfully to diverse perspectives; synthesize comments, claims, and evidence made on all sides of an issue; resolve contradictions when possible; and determine what additional information or research is required to deepen the investigation or complete the task.
<b>SL.9-10.1</b>	Initiate and participate effectively in a range of collaborative discussions (one-on-one, in groups, and teacher-led) with diverse partners on grades 9–10 topics, texts, and issues, building on others’ ideas and expressing their own clearly and persuasively.
<b>SL.9-10.1a</b>	Come to discussions prepared, having read and researched material under study; explicitly draw on that preparation by referring to evidence from texts and other research on the topic or issue to stimulate a thoughtful, well-reasoned exchange of ideas.
<b>SL.9-10.1b</b>	Work with peers to set rules for collegial discussions and decision-making (e.g., informal consensus, taking votes on key issues, presentation of alternate views), clear goals and deadlines, and individual roles as needed.
<b>SL.9-10.1c</b>	Propel conversations by posing and responding to questions that relate the current discussion to broader themes or larger ideas; actively incorporate others into the discussion; and clarify, verify, or challenge ideas and conclusions.
<b>SL.9-10.1d</b>	Respond thoughtfully to diverse perspectives, summarize points of agreement and disagreement, and, when warranted, qualify or justify their own views and understanding and make new connections in light of the evidence and reasoning presented.
<b>SL.8.1</b>	Engage effectively in a range of collaborative discussions (one-on-one, in groups, and teacher-led) with diverse partners on grade 8 topics, texts, and issues, building on others’ ideas and expressing their own clearly.

<b>SL.8.1a</b>	Come to discussions prepared, having read or researched material under study; explicitly draw on that preparation by referring to evidence on the topic, text, or issue to probe and reflect on ideas under discussion.
<b>SL.8.1b</b>	Follow rules for collegial discussions and decision-making, track progress toward specific goals and deadlines, and define individual roles as needed.
<b>SL.8.1c</b>	Pose questions that connect the ideas of several speakers and respond to others' questions and comments with relevant evidence, observations, and ideas.
<b>SL.8.1d</b>	Acknowledge new information expressed by others, and, when warranted, qualify or justify their own views in light of the evidence presented.
<b>SL.7.1</b>	Engage effectively in a range of collaborative discussions (one-on-one, in groups, and teacher-led) with diverse partners on grade 7 topics, texts, and issues, building on others' ideas and expressing their own clearly.
<b>SL.7.1a</b>	Come to discussions prepared, having read or researched material under study; explicitly draw on that preparation by referring to evidence on the topic, text, or issue to probe and reflect on ideas under discussion.
<b>SL.7.1b</b>	Follow rules for collegial discussions, track progress toward specific goals and deadlines, and define individual roles as needed.
<b>SL.7.1c</b>	Pose questions that elicit elaboration and respond to others' questions and comments with relevant observations and ideas that bring the discussion back on topic as needed.
<b>SL.7.1d</b>	Acknowledge new information expressed by others and, when warranted, modify their own views.
<b>SL.6.1</b>	Engage effectively in a range of collaborative discussions (one-on-one, in groups, and teacher-led) with diverse partners on grade 6 topics, texts, and issues, building on others' ideas and expressing their own clearly.
<b>SL.6.1a</b>	Come to discussions prepared, having read or studied required material; explicitly draw on that preparation by referring to evidence on the topic, text, or issue to probe and reflect on ideas under discussion.
<b>SL.6.1b</b>	Follow rules for collegial discussions, set specific goals and deadlines, and define individual roles as needed.
<b>SL.6.1c</b>	Pose and respond to specific questions with elaboration and detail by making comments that contribute to the topic, text, or issue under discussion.
<b>SL.6.1d</b>	Review the key ideas expressed and demonstrate understanding of multiple perspectives through reflection and paraphrasing.

**Strand: Speaking and Listening Standards (SL)**

**Cluster 1: Comprehension and Collaboration**

<b>CCR Anchor Standard for Speaking and Listening 2</b>	Integrate and evaluate information presented in diverse media and formats, including visually, quantitatively, and orally.
<b>SL.11-12.2</b>	Integrate multiple sources of information presented in diverse formats and media (e.g., visually, quantitatively, orally) in order to make informed decisions and solve problems, evaluating the credibility and accuracy of each source and noting any discrepancies among the data.
<b>SL.9-10.2</b>	Integrate multiple sources of information presented in diverse media or formats (e.g., visually, quantitatively, orally) evaluating the credibility and accuracy of each source.

<b>SL.8.2</b>	Analyze the purpose of information presented in diverse media and formats (e.g., visually, quantitatively, orally) and evaluate the motives (e.g., social, commercial, political) behind its presentation.
<b>SL.7.2</b>	Analyze the main ideas and supporting details presented in diverse media and formats (e.g., visually, quantitatively, orally) and explain how the ideas clarify a topic, text, or issue under study.
<b>SL.6.2</b>	Interpret information presented in diverse media and formats (e.g., visually, quantitatively, orally) and explain how it contributes to a topic, text, or issue under study.

**Strand: Speaking and Listening Standards (SL)**

**Cluster 1: Comprehension and Collaboration**

<b>CCR Anchor Standard for Speaking and Listening 3</b>	Evaluate a speaker’s point of view, reasoning, and use of evidence and rhetoric.
<b>SL.11-12.3</b>	Evaluate a speaker’s point of view, reasoning, and use of evidence and rhetoric, assessing the stance, premises, links among ideas, word choice, points of emphasis, and tone used.
<b>SL.9-10.3</b>	Evaluate a speaker’s point of view, reasoning, and use of evidence and rhetoric, identifying any fallacious reasoning or exaggerated or distorted evidence.
<b>SL.8.3</b>	Delineate a speaker’s argument and specific claims, evaluating the soundness of the reasoning and relevance and sufficiency of the evidence and identifying when irrelevant evidence is introduced.
<b>SL.7.3</b>	Delineate a speaker’s argument and specific claims, evaluating the soundness of the reasoning and the relevance and sufficiency of the evidence.
<b>SL.6.3</b>	Delineate a speaker’s argument and specific claims, distinguishing claims that are supported by reasons and evidence from claims that are not.

**Strand: Speaking and Listening Standards (SL)**

**Cluster 2: Presentation of Knowledge and Ideas**

<b>CCR Anchor Standard for Speaking and Listening 4</b>	Present information, findings, and supporting evidence such that listeners can follow the line of reasoning and the organization, development, and style are appropriate to task, purpose, and audience.
<b>SL.11-12.4</b>	Present information, findings, and supporting evidence, conveying a clear and distinct perspective, such that listeners can follow the line of reasoning, alternative or opposing perspectives are addressed, and the organization, development, substance, and style are appropriate to purpose, audience, and a range of formal and informal tasks.
<b>SL.9-10.4</b>	Present information, findings, and supporting evidence clearly, concisely, and logically such that listeners can follow the line of reasoning and the organization, development, substance, and style are appropriate to purpose, audience, and task.
<b>SL.8.4</b>	Present claims and findings, emphasizing salient points in a focused, coherent manner with relevant evidence, sound valid reasoning, and well-chosen details; use appropriate eye contact, adequate volume, and clear pronunciation.
<b>SL.7.4</b>	Present claims and findings, emphasizing salient points in a focused, coherent manner with pertinent descriptions, facts, details, and examples; use appropriate eye contact, adequate volume, and clear pronunciation.



<b>SL.6.4</b>	Present claims and findings, sequencing ideas logically and using pertinent descriptions, facts, and details to accentuate main ideas or themes; use appropriate eye contact, adequate volume, and clear pronunciation.
---------------	---

**Speaking and Listening Standards (SL)**

**Cluster 2: Presentation of Knowledge and Ideas**

<b>CCR Anchor Standard for Speaking and Listening 5</b>	Make strategic use of digital media and visual displays of data to express information and enhance understanding of presentations.
<b>SL.11-12.5</b>	Make strategic use of digital media (e.g., textual, graphical, audio, visual, and interactive elements) in presentations to enhance understanding of findings, reasoning, and evidence and to add interest.
<b>SL.9-10.5</b>	Make strategic use of digital media (e.g., textual, graphical, audio, visual, and interactive elements) in presentations to enhance understanding of findings, reasoning, and evidence and to add interest.
<b>SL.8.5</b>	Integrate multimedia and visual displays into presentations to clarify information, strengthen claims and evidence, and add interest.
<b>SL.7.5</b>	Include multimedia components and visual displays in presentations to clarify claims and findings and emphasize salient points.
<b>SL.6.5</b>	Include multimedia components (e.g., graphics, images, music, sound) and visual displays in presentations to clarify information.

**Strand: Speaking and Listening Standards (SL)**

**Cluster 2: Presentation of Knowledge and Ideas**

<b>CCR Anchor Standard for Speaking and Listening 6</b>	Adapt speech to a variety of contexts and communicative tasks, demonstrating command of formal English when indicated or appropriate
<b>SL.11-12.6</b>	Adapt speech to a variety of contexts and tasks, demonstrating a command of formal English when indicated or appropriate. (See grades 11-12 Language standards 1 and 3 for specific expectations.)
<b>SL.9-10.6</b>	Adapt speech to a variety of contexts and tasks, demonstrating command of formal English when indicated or appropriate. (See grades 9-10 Language standards 1 and 3 for specific expectations.)
<b>SL.8.6</b>	Adapt speech to a variety of contexts and tasks, demonstrating command of formal English when indicated or appropriate. (See grade 8 Language standards 1 and 3 for specific expectations.)
<b>SL.7.6</b>	Adapt speech to a variety of contexts and tasks, demonstrating command of formal English when indicated or appropriate. (See grade 7 Language standards 1 and 3 for specific expectations.)
<b>SL.6.6</b>	Adapt speech to a variety of contexts and tasks, demonstrating command of formal English when indicated or appropriate. (See grade 6 Language standards 1 and 3 for specific expectations.)

# CCS-ELA, 6–12

## Language

<b>Strand: 6-12 Language Standards (L)</b>	
<b>Cluster 1: Conventions of Standard English</b>	
<b>CCR Anchor Standard for Language 1</b>	Demonstrate command of the conventions of standard English grammar and usage when writing or speaking.
<b>L.11-12.1</b>	Demonstrate command of the conventions of standard English grammar and usage when writing or speaking.
<b>L.11-12.1a</b>	Apply the understanding that usage is a matter of convention, can change over time, and is sometimes contested.
<b>L.11-12.1b</b>	Resolve issues of complex or contested usage, consulting references (e.g., <i>Merriam-Webster's Dictionary of English Usage</i> , <i>Garner's Modern American Usage</i> ) as needed.
<b>L.9-10.1</b>	Demonstrate command of the conventions of standard English grammar and usage when writing or speaking.
<b>L.9-10.1a</b>	Use parallel structure.
<b>L.9-10.1b</b>	Use various types of phrases (noun, verb, adjectival, adverbial, participial, prepositional, absolute) and clauses (independent, dependent; noun, relative, adverbial) to convey specific meanings and add variety and interest to writing or presentations.
<b>L.8.1</b>	Demonstrate command of the conventions of standard English grammar and usage when writing or speaking.
<b>L.8.1a</b>	Explain the function of verbals (gerunds, participles, infinitives) in general and their function in particular sentences.
<b>L.8.1b</b>	Form and use verbs in the active and passive voice.
<b>L.8.1c</b>	Form and use verbs in the indicative, imperative, interrogative, conditional, and subjunctive mood.
<b>L.8.1d</b>	Recognize and correct inappropriate shifts in verb voice and mood.
<b>L.7.1</b>	Demonstrate command of the conventions of standard English grammar and usage when writing or speaking.
<b>L.7.1a</b>	Explain the function of phrases and clauses in general and their function in specific sentences.
<b>L.7.1b</b>	Choose among simple, compound, complex, and compound-complex sentences to signal differing relationships among ideas.
<b>L.7.1c</b>	Place phrases and clauses within a sentence, recognizing and correcting misplaced and dangling modifiers.
<b>L.6.1</b>	Demonstrate command of the conventions of standard English grammar and usage when writing or speaking.
<b>L.6.1a</b>	Ensure that pronouns are in the proper case (subjective, objective, possessive).
<b>L.6.1b</b>	Use intensive pronouns (e.g., <i>myself</i> , <i>ourselves</i> ).
<b>L.6.1c</b>	Recognize and correct inappropriate shifts in pronoun number and person.
<b>L.6.1d</b>	Recognize and correct vague pronouns (i.e., ones with unclear or ambiguous antecedents).
<b>L.6.1e</b>	Recognize variations from standard English in their own and others' writing and speaking, and identify and use strategies to improve expression in conventional language.

**Strand: Language Standards (L)**

**Cluster 1: Conventions of Standard English**

<b>CCR Anchor Standard for Language 2</b>	Demonstrate command of the conventions of standard English capitalization, punctuation, and spelling when writing.
<b>L.11-12.2</b>	Demonstrate command of the conventions of standard English capitalization, punctuation, and spelling when writing.
<b>L.11-12.2a</b>	Observe hyphenation conventions.
<b>L.11-12.2b</b>	Spell correctly.
<b>L.9-10.2</b>	Demonstrate command of the conventions of standard English capitalization, punctuation, and spelling when writing.
<b>L.9-10.2a</b>	Use a semicolon (and perhaps a conjunctive adverb) to link two or more closely related independent clauses.
<b>L.9-10.2b</b>	Use a colon to introduce a list or quotation.
<b>L.9-10.2c</b>	Spell correctly.
<b>L.8.2</b>	Demonstrate command of the conventions of standard English capitalization, punctuation, and spelling when writing.
<b>L.8.2a</b>	Use punctuation (comma, ellipsis, dash) to indicate a pause or break.
<b>L.8.2b</b>	Use an ellipsis to indicate an omission.
<b>L.8.2c</b>	Spell correctly.
<b>L.7.2</b>	Demonstrate command of the conventions of standard English capitalization, punctuation, and spelling when writing.
<b>L.7.2a</b>	Use a comma to separate coordinate adjectives (e.g., <i>It was a fascinating, enjoyable movie</i> but not <i>He wore an old[,] green shirt</i> ).
<b>L.7.2b</b>	Spell correctly.
<b>L.6.2</b>	Demonstrate command of the conventions of standard English capitalization, punctuation, and spelling when writing.
<b>L.6.2a</b>	Use punctuation (commas, parentheses, dashes) to set off nonrestrictive/parenthetical elements.
<b>L.6.2b</b>	Spell correctly.

**Strand: Language Standards (L)**

**Cluster 2: Knowledge of Language**

<b>CCR Anchor Standard for Language 3</b>	Apply knowledge of language to understand how language functions in different contexts, to make effective choices for meaning or style, and to comprehend more fully when reading or listening.
<b>L.11-12.3</b>	Apply knowledge of language to understand how language functions in different contexts, to make effective choices for meaning or style, and to comprehend more fully when reading or listening.
<b>L.11-12.3a</b>	Vary syntax for effect, consulting references (e.g., <i>Tufte’s Artful Sentences</i> ) for guidance as needed; apply an understanding of syntax to the study of complex texts when reading.
<b>L.9-10.3</b>	Apply knowledge of language to understand how language functions in different contexts, to make effective choices for meaning or style, and to comprehend more fully when reading or listening.
<b>L.9-10.3a</b>	Write and edit work so that it conforms to the guidelines in a style manual (e.g., <i>MLA Handbook</i> , <i>Turabian’s Manual for Writers</i> ) appropriate for the discipline and writing type.

<b>L.8.3</b>	Use knowledge of language and its conventions when writing, speaking, reading, or listening.
<b>L.8.3a</b>	Use verbs in the active and passive voice and in the conditional and subjunctive mood to achieve particular effects (e.g., emphasizing the actor or the action; expressing uncertainty or describing a state contrary to fact).
<b>L.7.3</b>	Use knowledge of language and its conventions when writing, speaking, reading, or listening.
<b>L.7.3a</b>	Choose language that expresses ideas precisely and concisely, recognizing and eliminating wordiness and redundancy.
<b>L.6.3</b>	Use knowledge of language and its conventions when writing, speaking, reading, or listening.
<b>L.6.3a</b>	Vary sentence patterns for meaning, reader/listener interest, and style.
<b>L.6.3b</b>	Maintain consistency in style and tone.
<b>Strand: Language Standards (L)</b>	
<b>Cluster 3: Vocabulary Acquisition and Use</b>	
<b>CCR Anchor Standard for Language 4</b>	Determine or clarify the meaning of unknown and multiple-meaning words and phrases by using context clues, analyzing meaningful word parts, and consulting general and specialized reference materials, as appropriate.
<b>L.11-12.4</b>	Determine or clarify the meaning of unknown and multiple-meaning words and phrases based on <i>grades 11–12 reading and content</i> , choosing flexibly from a range of strategies.
<b>L.11-12.4a</b>	Use context (e.g., the overall meaning of a sentence, paragraph, or text; a word’s position or function in a sentence) as a clue to the meaning of a word or phrase.
<b>L.11-12.4b</b>	Identify and correctly use patterns of word changes that indicate different meanings or parts of speech (e.g., <i>conceive, conception, conceivable</i> ).
<b>L.11-12.4c</b>	Consult general and specialized reference materials (e.g., dictionaries, glossaries, thesauruses), both print and digital, to find the pronunciation of a word or determine or clarify its precise meaning, its part of speech, its etymology, or its standard usage.
<b>L.11-12.4d</b>	Verify the preliminary determination of the meaning of a word or phrase (e.g., by checking the inferred meaning in context or in a dictionary).
<b>L.9-10.4</b>	Determine or clarify the meaning of unknown and multiple-meaning words and phrases based on <i>grades 9–10 reading and content</i> , choosing flexibly from a range of strategies.
<b>L.9-10.4a</b>	Use context (e.g., the overall meaning of a sentence, paragraph, or text; a word’s position or function in a sentence) as a clue to the meaning of a word or phrase.
<b>L.9-10.4b</b>	Identify and correctly use patterns of word changes that indicate different meanings or parts of speech (e.g., <i>analyze, analysis, analytical; advocate, advocacy</i> ).
<b>L.9-10.4c</b>	Consult general and specialized reference materials (e.g., dictionaries, glossaries, thesauruses), both print and digital, to find the pronunciation of a word or determine or clarify its precise meaning, its part of speech, or its etymology.
<b>L.9-10.4d</b>	Verify the preliminary determination of the meaning of a word or phrase (e.g., by checking the inferred meaning in context or in a dictionary).
<b>L.8.4</b>	Determine or clarify the meaning of unknown and multiple-meaning words or phrases based on <i>grade 8 reading and content</i> , choosing flexibly from a range of strategies.
<b>L.8.4a</b>	Use context (e.g., the overall meaning of a sentence or paragraph; a word’s position or function in a sentence) as a clue to the meaning of a word or phrase.
<b>L.8.4b</b>	Use common, grade-appropriate Greek or Latin affixes and roots as clues to the meaning of a word (e.g., <i>precede, recede, secede</i> ).

<b>L.8.4c</b>	Consult general and specialized reference materials (e.g., dictionaries, glossaries, thesauruses), both print and digital, to find the pronunciation of a word or determine or clarify its precise meaning or its part of speech.
<b>L.8.4d</b>	Verify the preliminary determination of the meaning of a word or phrase (e.g., by checking the inferred meaning in context or in a dictionary).
<b>L.7.4</b>	Determine or clarify the meaning of unknown and multiple-meaning words and phrases based on <i>grade 7 reading and content</i> , choosing flexibly from a range of strategies.
<b>L.7.4a</b>	Use context (e.g., the overall meaning of a sentence or paragraph; a word’s position or function in a sentence) as a clue to the meaning of a word or phrase.
<b>L.7.4b</b>	Use common, grade-appropriate Greek or Latin affixes and roots as clues to the meaning of a word (e.g., <i>belligerent, bellicose, rebel</i> ).
<b>L.7.4c</b>	Consult general and specialized reference materials (e.g., dictionaries, glossaries, thesauruses), both print and digital, to find the pronunciation of a word or determine or clarify its precise meaning or its part of speech.
<b>L.7.4d</b>	Verify the preliminary determination of the meaning of a word or phrase (e.g., by checking the inferred meaning in context or in a dictionary).
<b>L.6.4</b>	Determine or clarify the meaning of unknown and multiple-meaning words and phrases based on <i>grade 6 reading and content</i> , choosing flexibly from a range of strategies.
<b>L.6.4a</b>	Use context (e.g., the overall meaning of a sentence or paragraph; a word’s position or function in a sentence) as a clue to the meaning of a word or phrase.
<b>L.6.4b</b>	Use common, grade-appropriate Greek or Latin affixes and roots as clues to the meaning of a word (e.g., <i>audience, auditory, audible</i> ).
<b>L.6.4c</b>	Consult reference materials (e.g., dictionaries, glossaries, thesauruses), both print and digital, to find the pronunciation of a word or determine or clarify its precise meaning or its part of speech.
<b>L.6.4d</b>	Verify the preliminary determination of the meaning of a word or phrase (e.g., by checking the inferred meaning in context or in a dictionary).

**Strand: Language Standards (L)**

**Cluster 3: Vocabulary Acquisition and Use**

<b>CCR Anchor Standard for Language 5</b>	Demonstrate understanding of figurative language, word relationships, and nuances in word meanings.
<b>L.11-12.5</b>	Demonstrate understanding of figurative language, word relationships, and nuances in word meanings.
<b>L.11-12.5a</b>	Interpret figures of speech (e.g., hyperbole, paradox) in context and analyze their role in the text.
<b>L.11-12.5b</b>	Analyze nuances in the meaning of words with similar denotations.
<b>L.9-10.5</b>	Demonstrate understanding of figurative language, word relationships, and nuances in word meanings.
<b>L.9-10.5a</b>	Interpret figures of speech (e.g., euphemism, oxymoron) in context and analyze their role in the text.
<b>L.9-10.5b</b>	Analyze nuances in the meaning of words with similar denotations.
<b>L.8.5</b>	Demonstrate understanding of figurative language, word relationships, and nuances in word meanings.
<b>L.8.5a</b>	Interpret figures of speech (e.g. verbal irony, puns) in context.
<b>L.8.5b</b>	Use the relationship between particular words to better understand each of the words.

<b>L.8.5c</b>	Distinguish among the connotations (associations) of words with similar denotations (definitions) (e.g., <i>bullheaded, willful, firm, persistent, resolute</i> ).
<b>L.7.5</b>	Demonstrate understanding of figurative language, word relationships, and nuances in word meanings.
<b>L.7.5a</b>	Interpret figures of speech (e.g., literary, biblical, and mythological allusions) in context.
<b>L.7.5b</b>	Use the relationship between particular words (e.g., synonym/antonym, analogy) to better understand each of the words.
<b>L.7.5c</b>	Distinguish among the connotations (associations) of words with similar denotations (definitions) (e.g., <i>refined, respectful, polite, diplomatic, condescending</i> ).
<b>L.6.5</b>	Demonstrate understanding of figurative language, word relationships, and nuances in word meanings.
<b>L.6.5a</b>	Interpret figures of speech (e.g., personification) in context.
<b>L.6.5b</b>	Use the relationship between particular words (e.g., cause/effect, part/whole, item/category) to better understand each of the words.
<b>L.6.5c</b>	Distinguish among the connotations (associations) of words with similar denotations (definitions) (e.g., <i>stingy, scrimping, economical, unwasteful, thrifty</i> ).
<b>Strand: Language Standards (L)</b>	
<b>Cluster 3: Vocabulary Acquisition and Use</b>	
<b>CCR Anchor Standard for Language 6</b>	Acquire and use accurately a range of general academic and domain-specific words and phrases sufficient for reading, writing, speaking, and listening at the college and career readiness level; demonstrate independence in gathering vocabulary knowledge when considering a word or phrase important to comprehension or expression.
<b>L.11-12.6</b>	Acquire and use accurately general academic and domain-specific words and phrases, sufficient for reading, writing, speaking, and listening at the college and career readiness level; demonstrate independence in gathering vocabulary knowledge when considering a word or phrase important to comprehension or expression.
<b>L.9-10.6</b>	Acquire and use accurately general academic and domain-specific words and phrases, sufficient for reading, writing, speaking, and listening at the college and career readiness level; demonstrate independence in gathering vocabulary knowledge when considering a word or phrase important to comprehension or expression.
<b>L.8.6</b>	Acquire and use accurately grade-appropriate general academic and domain-specific words and phrases; gather vocabulary knowledge when considering a word or phrase important to comprehension or expression.
<b>L.7.6</b>	Acquire and use accurately grade-appropriate general academic and domain-specific words and phrases; gather vocabulary knowledge when considering a word or phrase important to comprehension or expression.
<b>L.6.6</b>	Acquire and use accurately grade-appropriate general academic and domain-specific words and phrases; gather vocabulary knowledge when considering a word or phrase important to comprehension or expression.