



STATE OF CONNECTICUT
Office of Policy and Management

DRAFT

**State Strategic Plan
2019 JAG Application**

May 2019

**Wednesday, May 15, 2019
Office of Policy and Management
Criminal Justice Policy and Planning Division
450 Capitol Avenue Hartford, CT 06106**

Table of Contents

Content	Page
1. The Connecticut Criminal Justice System and the State Administrative Agency (SAA)	3
2. Statement of Need	3
Table 1: Budgeted Entities and Organizations Of the Connecticut Criminal Justice System	4
3. How the State Allocates JAG Program Funding	5
Chart 1: Connecticut Criminal Justice System: Monthly Counts and Flows	6
4. Consultation with Connecticut Criminal Justice Stakeholders	7
A. Criminal Justice Stakeholder Policy and Planning Groups	7
B. Public Access to Criminal Justice Public Policy Decision-making	7
C. The Criminal Justice Policy Advisory Commission (CJPAC)	7
D. Criminal Justice Information System (CJIS) Governing Board	8
E. Connecticut Sentencing Commission	9
F. Juvenile Justice Policy and Oversight Committee (JJPOC)	10
G. Racial Profiling Prohibition Project Advisory Board	10
5. Data Gathering to Support Evidence Based Program Funding	11
A. Statutory Foundation for Data Collection and Analysis in Connecticut	11
B. Criminal Justice Policy and Planning Division Research Unit and Statistics Analysis Center	11
C. Criminal Justice Information System/CISS Development	12
D. Senate Bill 880: An Act Increasing Fairness and Transparency in the Criminal Justice System	12
E. NCHIP Investment in Critical State Criminal History Repositories	13
Table 2 National Criminal History Improvement Program (NCHIP) Awards 2014-2018	14
6. How Grants Will Be Used to Improve the Administration of the Criminal Justice System	14
A. Priority JAG Policy, Planning and Program Areas	14
Appendix A: Monthly Indicators Report	18
Appendix B: Criminal Justice Policy Advisory Commission	23
Appendix C: Criminal Justice Policy and Planning Division Research Unit and Statistical Analysis Center	28
Appendix D: The Connecticut Opioid Crisis	32

1. The Connecticut Criminal Justice System and the State Administrative Agency (SAA)

The State of Connecticut has a centralized and unified criminal justice system. Connecticut is divided into 169 municipalities. There is no county government. There is no overlap of functions such as might arise with county government or a multi-tier court system. The Judicial Branch operates a single tier, unified court system with an intermediate appellate court and a supreme court. With the exception of local police services in the larger communities, all criminal justice functions are provided by state agencies.

All of the criminal and juvenile justice formula grant programs emanating from the U. S. Department of Justice, except the Victims of Crime Act, are administered by the same unit within the Criminal Justice Policy and Planning Division of the Office of Policy and Management (OPM). The Office of Policy and Management, the state administrative agency (SAA) for the JAG Grant, is well positioned to coordinate JAG Grant activities with other federal and state initiatives given that it is the state's budget and planning agency.

In addition to serving as the SAA for the JAG grant, the Criminal Justice Policy and Planning Division (CJPPD) of OPM is statutorily required to develop strategic plans to improve the outcomes and operation of the criminal justice system. The CJPPD collaborates with the state criminal justice agencies and local governments in assessing and analyzing existing functions and identifying opportunities for improvements in services to promote greater public safety. The CJPPD Undersecretary serves as the chair of the **Criminal Justice Policy Advisory Commission (CJPAC)**. By statute (Sec. 4. Section 18-87j), the CJPAC is directed to:

- (1) Develop and recommend policies for preventing prison and jail overcrowding;
- (2) Examine the impact of statutory provisions and current administrative policies on prison and jail overcrowding and recommend legislation to the Governor and the General Assembly;
- (3) Research and gather relevant statistical data and other information concerning the impact of efforts to prevent prison and jail overcrowding and make such information available to criminal justice agencies and members of the General Assembly;
- (4) Advise the undersecretary of the Criminal Justice Policy and Planning Division on policies and procedures to promote more effective and cohesive state criminal justice and juvenile justice systems and to develop and implement the offender reentry strategy.

2. Statement of Need

The totality of the service needs of the Connecticut criminal justice system can best be demonstrated through the examination of the of the budgeted entities and organizations of Connecticut state agencies and organizations, municipal law enforcement agencies and the non-profit community sector serving offenders and victims. **Table 1** provides a comprehensive list of the budgeted entities that make up the Connecticut criminal justice system.

Table 1
Budgeted Entities and Organizations
Of the Connecticut Criminal Justice System

Entity/Organization	Proposed Gov's Budget FY 2020
<u>Courts/Probation/Juvenile Justice</u>	
Judicial Branch	\$516,227,000.00
Court Support Services Division (included in JUD above)	
<u>State Law Enforcement/Prosecution</u>	
Chief State's Attorney	\$51,147,000.00
Department of Emergency Services and Public Protection (DESPP)	\$253,281,000.00
State University Police Forces (UCONN, ECSU, CCSU, SCSU, WCSU) (estimated salaries - sworn staff only)	\$9,590,000.00
<u>Defender Services</u>	
Chief Public Defender	\$66,773,000.00
<u>Adult Corrections</u>	
Department of Correction	\$616,477,000.00
Board of Pardons and Paroles (included in DOC above)	
<u>Mental Health and Addiction Services</u>	
Department of Mental Health and Addiction Services (DMHAS)	\$698,697,000.00
<u>Juvenile Delinquency and Child Protective Services</u>	
Department of Children and Families (DCF)	\$788,802,000.00
Office of the Child Advocate	\$670,000.00
<u>Victim Advocacy</u>	
Office of the Victim Advocate	\$406,000.00
<u>Forensic Services</u>	
Office of the Chief Medical Examiner	\$7,015,000.00
<u>Data/Research/Planning and Policy/System Improvement</u>	
Office of Policy and Management	
Criminal Justice Policy and Planning Division (estimated salary expense)	\$1,600,000.00
Grand Total State Government	\$3,010,685,000.00
<u>CT Municipal Law Enforcement</u>	
CT Municipal Law Enforcement Agencies (estimated salaries - sworn staff only)	\$490,000,000.00
Grand Total Municipal Government	\$490,000,000.00
<u>Services in Private/Non-profit community</u>	
Offender Services in private/non-profit community	N/A
Victim Services in private/non-profit community	N/A
Grand Total Private/Non-profit Community	N/A
Grant Total Connecticut Criminal Justice System	\$3,500,685,000.00

3. How the State Allocates JAG Program Funding

Connecticut's allocation of its annual JAG allocation of \$1.6 to \$1.7 million dollars is generally dependent upon an analysis of which agency/entity may be requesting/requiring funding, what is the nature of the project being proposed, does the project have performance metrics that can be adequately measured, and how, and at what decision point, will the criminal justice system be measurably impacted through increased process flow efficiencies, firm/sustainable cost reductions and outright diversion from the criminal system.

Those allocation decisions may be further impacted by current Administration criminal justice priorities, current or unforeseen violent crime events, Federal mandates, issue areas and priorities emanating from the Connecticut General Assembly or the wide variety of criminal justice policy and planning groups that are meeting regularly to examine criminal justice issues in Connecticut.

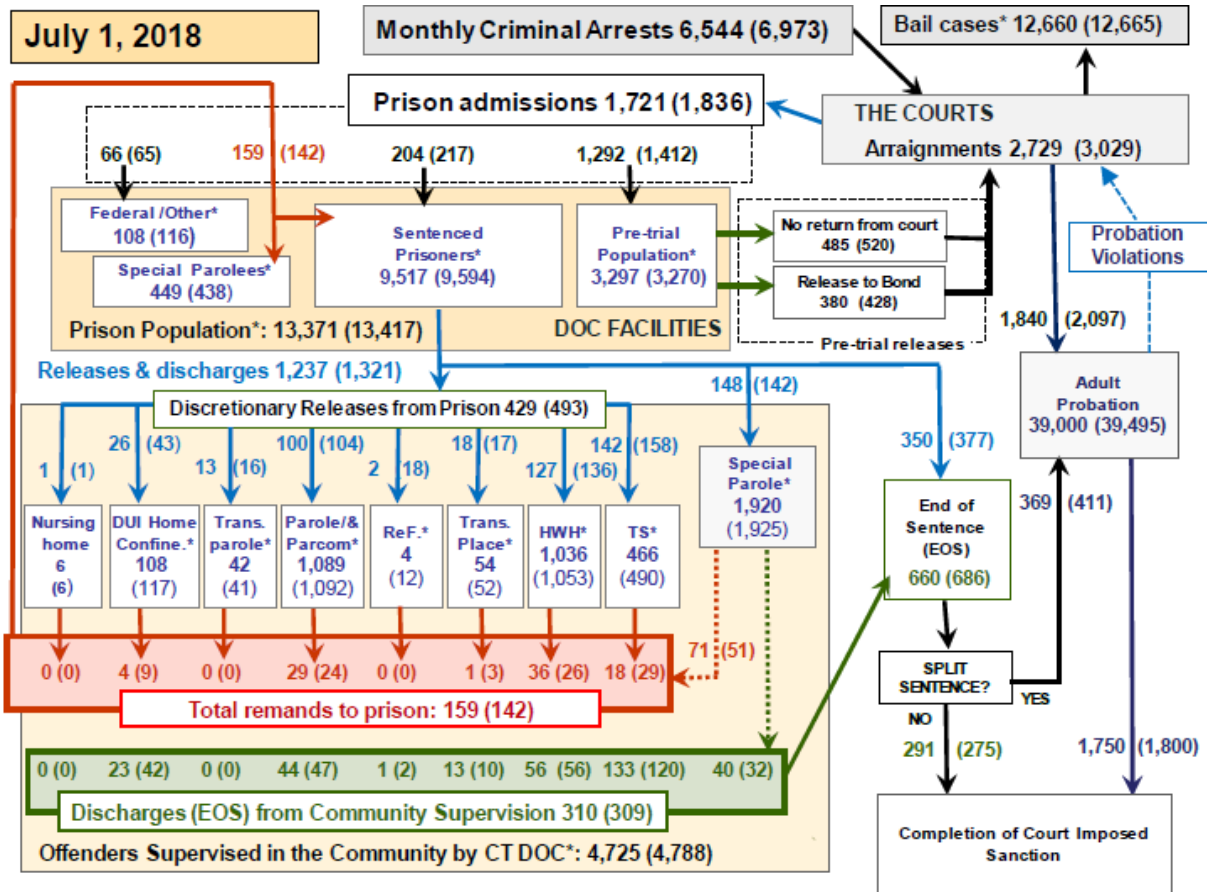
The Criminal Justice Policy and Planning Division of the Office of Policy and Management holds a unique place in the Connecticut criminal justice system owing to its enabling legislation in 2005 (see Public Act 05-249 and codified in [Sec. 4-68m through 4-68r of the Connecticut General Statutes](#)). The Criminal Justice Policy and Planning Division (CJPPD) has been given deep and broad statutory authority and mandates to coordinate criminal justice policy, planning and data collection activities across the Executive and Judicial branches of government.

The State of Connecticut is well placed to be a national leader in its data driven criminal justice policy, planning and program evaluation analyses owing to its statutory mandates to produce (1) a monthly indicator document of system variables (which have been tracked since 2006), (2) an annual prison population forecast report and (3) an annual recidivism study of Connecticut offenders.

Chart 1 below (e.g., the process flow and systemic decision points in the Connecticut criminal Justice System) presents the monthly input and output model designed to explain the flow of offenders through the Connecticut criminal justice system – from arrest to admissions status to release status and discharge. These statistics are adjusted every month (and published regularly) based on actual counts of offender movements through the system.

The state of Connecticut will continue to use this input/output model and its more comprehensive monthly indicators report (see **Appendix A: Monthly Indicators Report**) to analyze and evaluate project proposals put forth under the JAG program for potential funding.

Chart 1: Connecticut Criminal Justice System: Monthly Counts and Flows



Source: July 2018 Monthly Indicator Report (July 2018). I. Kuzyk, K. Baudoin, K. Bobula, Office of Policy and Management, Criminal Justice Policy and Planning Division

4. Consultation with Connecticut Criminal Justice Stakeholders

A. Criminal Justice Stakeholder Policy and Planning Groups

It is important to understand the absolute number and breadth of Criminal Justice Stakeholder Policy and Planning Groups that meet regularly to analyze and evaluate the state of the Connecticut criminal justice system from unique and alternative points of view. Project proposals for the use of JAG funds can, and often do, emanate from the deliberations of these statewide criminal justice policy and planning groups.

B. Public Access to Criminal Justice Public Policy Decision-making

It is also important to note the majority of these statewide criminal justice policy and planning meetings are televised via streaming media and dedicated cable television channels found throughout Connecticut. The Connecticut Network (CT-N) is funded by the Connecticut General Assembly and represents itself as the citizen's source for complete and balanced television and webcast coverage of Connecticut state government and public policy.

"It is the mission of the Connecticut Network to provide Connecticut's citizens with access to unbiased information about state government deliberations and public policy events through noncommercial television coverage and other relevant technologies in order to educate the public and advance the public's understanding of political processes and the development of public policy."

The Connecticut Network (CT-N) web page can be found at this [web address](#).

C. The Criminal Justice Policy Advisory Commission (CJPAC)

The Criminal Justice Policy Advisory Commission, commonly referred to as CJPAC, is the principle cross-branch, interagency planning group that meets regularly to address strategic planning and policy issues affecting the Connecticut Criminal Justice system. By statute, the CJPAC is chaired by the Undersecretary for Criminal Justice Policy and Planning Division of the Office of Policy and Management.

CJPAC includes the following state and local government agencies and non-profit community-based organizations. Each of the organizations listed below is [hyperlinked](#) to their home page to provide for a more detailed evaluation and analysis of their core criminal justice functions in Connecticut State government and the non-profit community.

- [Department of Correction \(DOC\)](#)
All jails and prisons in Connecticut are operated under authority of DOC.
- [Judicial Branch Courts \(JUD\)](#)
All criminal courts in Connecticut are operated under authority of the Judicial Branch.
- [Judicial Branch Court Support Services Division \(JB CSSD\)](#)

The Court Support Services Division (CSSD) oversees pretrial services, family services, divorce and domestic violence, probation supervision of adults and juveniles as well as juvenile residential centers including Juvenile Detention. CSSD also administers a network of statewide contracted community providers that deliver treatment and other support services

- **Department of Mental Health and Addiction Services (DMHAS)**
DMHAS is responsible for publicly funded mental health and substance abuse services statewide. DMHAS Forensic Division (DMHAS DFS) funds services and housing for people with mental illness and/or addictions who are justice involved.
- **Department of Emergency Services and Public Protection (DESPP)**
DESPP includes the Division of State Police and serves as the local law enforcement agency for sixty-eight small local government jurisdictions.
- **Division of Public Defender Services (DPDS)**
DPDS provides legal counsel to “indigent” accused adults and juveniles state-wide.
- **Division of Criminal Justice (DCJ) (Prosecutors)**
All criminal matters in Connecticut are prosecuted under authority of DCJ.
- **Connecticut Police Chiefs Association (CPCA)**
Represents local government law enforcement perspective of policy reform.
- **Connecticut Coalition Against Domestic Violence (CCADV) (victim advocacy organization)**
CCADV is a non-profit organization which advocates for policy reforms to protect victims of domestic violence.
- **Connecticut Alliance to End Sexual Violence (CAESV) (victim advocacy organization)**
CAESV is a non-profit organization which advocates for policy reforms to protect victims of sexual violence.
- **Public Members**

CJPAC has met regularly, virtually every month, since 2006. CPAC’s member list, agendas, meeting minutes, presentations and meeting videos are available at this [web address](#). **Appendix B, Criminal Justice Policy Advisory Commission**, of this document includes those same items for the 22 month period June 2017 to April 2019.

D. Criminal Justice Information System (CJIS) Governing Board

The CJIS Governing Board, created by Public Act 99-14, in 1999 was charged with the following: "design and implement a comprehensive, state-wide system to facilitate the immediate, seamless and comprehensive sharing of information between all state agencies, departments, boards and commissions having any cognizance over matters relating to law enforcement and criminal justice, and organized local police departments and law enforcement officials."

Additionally, P.A. 08-01 expanded the membership of the governing board and added provisions for an executive director and staff to fulfill the requirements of the statutory mandates. The new system was established as the Connecticut Information Sharing System (CISS). CISS is the technical capability to be used by agencies with criminal justice responsibilities to improve the sharing of actionable information to those agencies involved in the management of crime data and criminal offenders.

CJIS Governing Board stakeholder agencies include the following State agencies and organizations. Each of the organizations listed below is hyperlinked to their home page to provide for a more detailed evaluation and analysis of their core criminal justice functions in Connecticut State government.

- [Department of Emergency Services and Public Protection](#)
- Judicial Branch's [Office of Chief Court Administrator](#)
- Judicial Branch's [Court Support Services Division](#)
- Judicial Branch's [Superior Court Operations](#)
- Division of Criminal Justice, [Office of the Chief State's Attorney](#)
- Division of Public Defender Services, [Office of Chief Public Defender](#)
- [Department of Correction](#)
- [Board of Pardons and Paroles](#)
- [Department of Motor Vehicles](#)
- [Office of Victim Advocate](#)
- Office of Policy and Management, [Criminal Justice Policy and Planning Division](#)
- [Department of Administrative Services](#) IT Services
- [Connecticut Police Chiefs Association](#)

A more complete and comprehensive explanation of the CJIS Governing Board is available at this [web address](#).

E. Connecticut Sentencing Commission

The Connecticut Sentencing Commission has been established by Connecticut General Statutes Sec. 54-300.

The mission of the organization is also articulated within the enabling statute:

“the mission of the commission shall be to review the existing criminal sentencing structure in the state and any proposed changes thereto, including existing statutes, proposed criminal justice legislation and existing and proposed sentencing policies and practices and make recommendations to the Governor, the General Assembly and appropriate criminal justice agencies.”

The Commission is made up of members from the Judicial Branch, Executive Branch criminal justice stakeholder agencies, police chiefs, private sector citizens and includes the Undersecretary of Criminal Justice Policy and Planning Division of the Office of Policy and Management. The complete membership list is available at this [web address](#).

A more complete and comprehensive explanation of the Connecticut Sentencing Commission is available at this [web address](#).

F. Juvenile Justice Policy and Oversight Committee (JJPOC)

The Juvenile Justice Policy and Oversight Committee (JJPOC) was established by Section 79, of Public Act 14-217 "to evaluate policies related to the Juvenile Justice system and the expansion of juvenile jurisdiction to include persons sixteen and seventeen years of age".

The JJPOC has met regularly (every 4-6 weeks), beginning in October of 2014. In addition, the JJPOC includes 4 major working groups encompassing approximately 100 participants across all the major juvenile justice stakeholder agencies and Connecticut child advocacy organizations: 1) Cross Agency Data Sharing Workgroup; 2) Recidivism Reduction Work Group; 3) Incarceration Work Group and 4) Diversion Work Group. The work of the committee is facilitated by its research partner: Tow Youth Justice Institute at the University of New Haven Henry C. Lee College of Criminal Justice and Forensic Sciences.

A more complete and comprehensive explanation of the Juvenile Justice Policy and Oversight Committee (JJPOC), the membership list, agendas, meeting minutes, presentations and meeting videos are available at this [web address](#).

G. Racial Profiling Prohibition Project Advisory Board

The Alvin W. Penn Racial Profiling Prohibition Act (Public Act 99-198) was first enacted in 1999 in the State of Connecticut. The law prohibits any law enforcement agency in the state from stopping, detaining, or searching motorists when the stop is motivated solely by considerations of the race, color, ethnicity, age, gender, or sexual orientation of that individual (Connecticut General Statutes Sections 54-1l and 54-1m).

In 2012, the Racial Profiling Prohibition Project Advisory Board was established to advise the Office of Policy and Management (OPM) in adopting the law's standardized methods and guidelines. The Institute for Municipal and Regional Policy (IMRP) at Central Connecticut State University was tasked to help oversee the design, evaluation, and management of the racial profiling study mandated by Public Act No. 12-74 and Public Act No. 13-75, "An Act Concerning Traffic Stop Information." The project staff worked with the state's Criminal Justice Information System (CJIS) to develop a system to collect consistent and universal traffic stop information and submit it to CJIS electronically on a monthly basis.

The Advisory Board is made up of members from Executive Branch criminal justice stakeholder agencies, the Connecticut Department of Motor Vehicles, the Connecticut Department of Transportation, police chiefs, members of the Connecticut General Assembly and human rights and opportunities advocacy organizations - both internal and external to state government. The complete membership list is available at this [web address](#).

A more complete and comprehensive explanation of the Connecticut Racial Profiling Prohibition Project, its annual reports and data repositories is available at this [web address](#).

5. Data Gathering to Support Evidence Based Program Funding

The state of Connecticut has a multitude of existing and proposed processes for gathering data and developing and using evidence-based and evidence-gathering approaches in support of funding decisions.

A. Statutory Foundation for Data Collection and Analysis in Connecticut

The enabling statutes (see Public Act 05-249 and codified in [Sec. 4-68m through 4-68r of the Connecticut General Statutes](#)) for the Criminal Justice Policy and Planning Division provides for comprehensive access to criminal justice system data across the Judicial Branch and key criminal justice stakeholder agencies:

Sec. 68 m (C.G.S)

(e) (1) At the request of the division, the Department of Correction, the Board of Pardons and Paroles, the Department of Mental Health and Addiction Services, the Department of Emergency Services and Public Protection, the Chief Court Administrator, the executive director of the Court Support Services Division of the Judicial Branch, the Chief State's Attorney and the Chief Public Defender shall provide the division with information and data needed by the division to perform its duties under subsection (b) of this section.

(2) The division shall have access to individualized records maintained by the Judicial Branch and the agencies specified in subdivision (1) of this subsection as needed for research purposes. The division, in collaboration with the Judicial Branch and the agencies specified in subdivision (1) of this subsection, shall develop protocols to protect the privacy of such individualized records consistent with state and federal law. The division shall use such individualized records for statistical analyses only and shall not use such records in any other manner that would disclose the identity of individuals to whom the records pertain.

The results of having this kind of comprehensive access to criminal justice system data is clearly demonstrated in the portfolio of research products developed by the **Research Unit** of the Criminal Justice Policy and Planning Division (see next).

B. Criminal Justice Policy and Planning Division Research Unit and Statistics Analysis Center

The Criminal Justice Policy and Planning Division (CJPPD) contains a 3 person Research Unit – led by the director of the state Statistical Analysis Center (SAC). The work of the unit is generally defined by (1) regular (mandated) scheduled reports and (2) special studies and statistical analyses - generally original research - aimed at (1) identifying critical policy and planning issues through the examination of the demographics or criminogenic behaviors or risk factors of a particular cohort of the incarcerated (or paroled, etc.) inmate population or, (2) endeavoring to understand baseline business process flows of the stakeholder agencies within the Connecticut criminal justice system and the impact of those business process flows on the efficient movement of offenders into and out of the system.

The work of the Research unit can be found (or referenced) on the home page of the Criminal Justice Policy and Planning Division at this [web address](#).

Additional geospatial analyses can be found on the [CT Statistical Analyses Center website](#).

Specific links to a representative sample of the Research unit's work can be found in **Appendix C: Criminal Justice Policy and Planning Division Research Unit and Statistical Analysis Center**.

C. Criminal Justice Information System/CISS Development

The Connecticut Criminal Justice Information System (CJIS) was established to design and implement an information technology system to be used by Connecticut Criminal Justice and Law Enforcement Agencies (LEAs) to share Criminal Justice information in a secure environment, thereby enhancing informed decision-making.

As part of the changes put forth by P.A. 08-01 (later codified as CGS 54-142s), the CJIS Governing Board was charged with designing and implementing a comprehensive, State-wide system to facilitate the sharing of information between all Criminal Justice Agencies. A plan for a new information sharing system, the Connecticut Information Sharing System (CISS), was established.

Now operational, the Connecticut Information Sharing System (CISS) is a comprehensive, state-wide criminal justice information technology system that provides the ability to electronically share offender information within Connecticut's criminal justice community. CISS will take data input from criminal justice databases and make it searchable to law enforcement and justice officials with the proper security clearance and credentials. This information includes data capture of offender violations, as well as the retrieval of judicial, criminal offender, and DMV information. Data can be in text, audio, video, and graphical format. Connecticut's criminal justice community consists of eleven criminal justice agencies with over 23,000 staff members and utilizes fifty-two information systems to support its business needs.

A comprehensive presentation of the benefits of this system is available at this [web address](#).

The development of this project has been supported by a \$60 million investment of State bond funds.

D. Senate Bill 880: An Act Increasing Fairness and Transparency in the Criminal Justice System

A current data development activity in Connecticut, sponsored by Governor Ned Lamont, is centered on the passage of Senate Bill 880: An Act Increasing Fairness and Transparency in the Criminal Justice System.

According to the bill language, the Division of Criminal Justice (the state's prosecuting attorneys), in consultation with the Judicial Branch, the Department of Correction and the criminal Justice Information System Governing Board, shall collect:

- (1) Arrests, including data on citations, summonses, custody arrests, warrants and on-site arrests;
- (2) Arraignments of individuals in custody;

- (3) Continuances;
- (4) Diversionary programs, including data on program applications, program diversions, successful completions by defendants of such programs, failures by defendants to complete such programs and people in diversion on the first of the month;
- (5) Contact between victims and prosecutorial officials, including data on cases involving victims;
- (6) Dispositions, including data on pending cases and cases disposed of;
- (7) Nonjudicial sanctions, including data on nonjudicial sanctions applied, successful completion of nonjudicial sanctions, failure of nonjudicial sanctions and persons on nonjudicial sanction status on the first of the month;
- (8) Plea agreements, including data on total plea agreements, agreements involving probation, agreements involving prison, other agreements and prosecutor's last best offer;
- (9) Cases going to trial, including data on cases added per month, pending trial cases, plea offers accepted by the court per month, plea offers rejected by the court per month, disposition by trial, disposition involving probation, disposition involving prison and other dispositions;
- (10) Demographics, including data on race, sex, ethnicity and age;
- (11) Court fees or fines, including those imposed by the court at the disposition of the defendant's case and any outstanding balance the defendant may have on such fees or fines;
- (12) Restitution amounts ordered pursuant to subsection (c) of 56 section 53a-28 of the general statutes, including any amount collected by the court and any amount paid to a victim; and
- (13) The zip code of the defendant's primary residence.

Per the bill, the Office of Policy and Management must make a presentation of their findings to the Connecticut Criminal Justice Commission regarding their findings based upon an analysis of this data.

The complete bill language is available at this [web address](#).

E. NCHIP Investment in Critical State Criminal History Repositories

The Office of Policy and Management is also the prime recipient of National Criminal History Improvement Program (NCHIP) grant funds from the Department of Justice. This grant funds are being used to both enhance and rebuild the two major criminal history repositories in the Connecticut criminal justice system:

- The **Criminal Motor Vehicle System (CRMVS)** - a statewide Judicial Branch Criminal and Motor Vehicle Court Case Management application.
- The **Computerized Criminal History (CCH)** database system managed by the Department of Emergency Management and Public Protection

Among many NCHIP projects implemented over the years, this funding stream has been used to respond to NCHIP goals and objectives for improving Connecticut's criminal history system, enhancing participation in the Interstate Identification Index (III), interfacing with NICS, implementing a sex offender registry, providing additional offender data involving stalking and child, disabled, or elder abuse, implementing the National Crime Prevention and Privacy Compact, and enhancing capability to respond to the Brady Act and National Child Protection Act requirements.

Table 2
National Criminal History Improvement Program
(NCHIP)
Awards 2014-2018

Year		NCHIP Award
2014		\$1,931,188.00
2015		\$2,170,386.00
2016		\$2,157,495.00
2017		\$1,606,122.00
2018		\$3,342,734.00
	Total	\$11,207,925.00

6. How Grants Will Be Used to Improve the Administration of the Criminal Justice System

A. Priority JAG Policy, Planning and Program Areas

The State of Connecticut will utilize Federal JAG grant funds received to analyze, evaluate and/or implement evidenced based programming to address one or more of the following activities relative to improving and enhancing the Connecticut criminal justice system:

- Advise and assist the General Assembly in developing plans, programs for improving the effectiveness of the Connecticut criminal justice system;
- Determine the long-range needs of the Connecticut criminal justice system and recommend policy priorities for the system;
- Identify critical problems in the Connecticut criminal justice system and recommend strategies to solve those problems;
- Determine long-range information needs of the Connecticut criminal justice system and acquire that information;
- Analyze and assess the cost-effectiveness of the use of state and local funds in the Connecticut criminal justice system;
- provide for the support of victim advocacy and enhanced victim resources to provide more transparent and understandable information
- Fund, analyze , evaluate and measure the success of community-based services and programs in reducing recidivism in the Connecticut criminal justice system;
- Fund, analyze, evaluate and measure services and programs to build and implement a comprehensive reentry strategy for Connecticut criminal justice system;

- Fund, analyze, evaluate and measure services and programs to address the opioid and heroin addiction epidemic within the Connecticut Criminal Justice system;
- Fund, analyze , evaluate and measure services and programs to ensure community safety and prevent gun violence through the support of multi-jurisdictional Task Forces to ensure community safety and prevent gun violence through enforcement of firearms laws and reduction in trafficking of illegal firearms; support evidence-based gun violence intervention and prevention strategies;
- Fund, analyze, evaluate and measure services and programs to address the National Incident-Based Reporting System (NIBRS) promulgated by the FBI in order to achieve compliance by the nation Year 2020 deadline.

Program Priority #1: Support the Criminal Justice Policy and Planning Division (CJPPD) in continuing to coordinate and lead the development of criminal justice policy and planning in the State of Connecticut.

Objectives

1. Advise and assist the General Assembly in developing plans, programs for improving the effectiveness of the Connecticut criminal justice system;
2. Determine the long-range needs of the Connecticut criminal justice system and recommend policy priorities for the system;
3. Identify critical problems in the Connecticut criminal justice system and recommend strategies to solve those problems;
4. Determine long-range information needs of the Connecticut criminal justice system and acquire that information;
5. Analyze and assess the cost-effectiveness of the use of state and local funds in the Connecticut criminal justice system;

Priority #2: Developing and Implementing programs that provide assistance to victims of crimes

1. provide for the support of victim advocacy and enhanced victim resources to provide more transparent and understandable information on the following issues: the criminal justice process; victimization; victims' legal rights and protections; crisis intervention; emotional support to victims; safety planning; helping victims submit comments to courts and parole boards; helping victims find shelter and transportation; providing referrals for other services for victims; crime prevention.
2. provide for the capability to establish and maintain accountability for participants in the criminal justice system as it relates to evidence collection and analysis.

Priority #3: Fund, analyze, evaluate and measure services and programs to address the opioid and heroin addiction epidemic within the Connecticut Criminal Justice system;

BJA Area of Emphasis: Responding to the Opioid Crisis

Objectives

1. Collaborate with the Department of Mental Health and Addiction Services to provide technical assistance to implement OJP promising practices for street-level police intervention and diversion;
2. Collaborate with local police agencies to improve awareness and engage in statewide initiatives to provide access and resources for in-state training for local law enforcement response to the heroin and opioid epidemic.
3. Collaborate with the Department of Correction to continue to implement the evidence based medication assisted treatment (MAT) for incarcerated offenders. Connecticut's MAT program is a component of the Governor's Second Chance Society Initiative that provides offenders with services to help avoid future re-arrest and re-incarceration;

Priority #4: Fund, analyze, evaluate and measure services and programs to build and implement a comprehensive reentry strategy for Connecticut criminal justice system;

Objectives

1. Support initiatives to reduce recidivism and provide low-risk offenders with opportunities to be productive members of society;
2. Assess and evaluate a statewide, multiagency system that assesses the risk and needs of each offender, targets those needs through provision of evidence based programs and interventions, then employs management and supervision techniques in accordance with identified risks requirements of offenders.
3. Identify and address barriers to the successful transition of offenders from incarceration to the community;
4. Encourage and provide facilitation for Connecticut criminal justice stakeholder agencies and community partners to work collaboratively to ensure that offenders in the criminal justice system successfully reintegrate into their home communities.

Priority #5: Fund, analyze, evaluate and measure the success of institutional and community-based services and programs in reducing recidivism in the Connecticut criminal justice system;

Objectives

1. Support initiatives to reduce recidivism and provide low-risk offenders with opportunities to be productive members of society;
2. Expand interventions and treatment options for women offenders held in jail and prison facilities as well as women offenders in a community-based corrections program. Reduce risk of recidivism through evidence-based protocols and practices ;

3. Assess and evaluate programs that are tailored specifically to the individual, or cohorts with a similar criminogenic profile, that comprehensively addresses their recidivism risk factors,

Priority #6: Fund, analyze, evaluate and measure services and programs through the support of approximately 100 local police agencies and 2 to 3 multi-jurisdictional Task Forces to ensure community safety, to target sources of controlled and illegal substances and to prevent gun violence through enforcement of firearms laws and reduction in trafficking of illegal firearms; support evidence-based gun violence intervention and prevention strategies;

BJA Area of Emphasis: Reducing Violent Crime

BJA Area of Emphasis: Officer Safety and Wellness

Objectives

1. Continue to fund the ongoing DESPP-led Statewide Narcotics Task Force; facilitate the provision of local office stipends to sustain local police department participation;
2. Continue to use the JAG Variable Pass-through (VPT) and “Less than 10K” allocations to fund local police agency initiatives designed to ensure community safety, prevent gun violence
3. (Within available funding) Fund one or more multi-jurisdictional Task Forces who are engaged in activities designed to ensure community safety and prevent gun violence;

Priority #7: Fund, analyze, evaluate and measure services and programs to address the National Incident-Based Reporting System (NIBRS) promulgated by the FBI in order to achieve compliance by the nation Year 2021 deadline.

Objectives

1. Collaborate with the Crimes Analysis unit at the Department of Emergency Services and Public Protection to facilitate and ensure their crime data repository is National Incident-Based Reporting System (NIBRS) compliant by the Federal mandated deadline of 2021;
2. Identify and collaborate with non-NIBRS compliant local police departments to facilitate and ensure their crime data reporting and local crime data repositories are National Incident-Based Reporting System (NIBRS) compliant by the Federal mandated deadline of 2021;

Appendix A

Monthly Indicators Report

OPM - Criminal Justice Policy & Planning Division Monthly Indicators Report

Highlights

- On April 1st there were 13,220 inmates in Connecticut prisons and jails, down 1% from March 1st. The decline predominantly resulted from a drop in the pretrial population.
- With the legislative session in full swing, this paper thought that it would be helpful to remind readers about some recent legislative changes and the impact, intended and otherwise on the pretrial population at the CT DOC. By restricting the court's use of cash-only bonds, legislation enacted in 2017 may have reconfigured the bond landscape among pretrial detainees at the CT DOC. See chart 2a for more.
- Following up on our Women in Jail study released last year, we have published a qualitative addendum to that report. Included, interested readers will find survey results based on thirty-three, in-depth interviews conducted by our staff at York CI. The report is available at the wonky url below: https://portal.ct.gov/-/media/OPM/CJPPD/CJAbout/SAC-Documents-from-2018-and-2019/Women-in-Jail-Interview-Notes_FINAL-_20190319KSB.pdf?la=en
- For the first time since May 1997 the total number of offenders under the CT DOC's supervision (which includes all inmates in facilities as well as those supervised in the community) is below 18,000. Remarkably, this is possible in spite of roughly 2,400 special parolees under DOC supervision. Special parole legislation was passed in 1998.

Prison Population Forecast

Last month, the prison population shrank slightly faster than OPM predicted in its February 2019 forecast. The month of April was once an inflection point on annual trendlines of the prison population. Prior to 2016, the prison population declined from its peak in early February through the end of March. It was relatively uncommon to see the prison population either grow or contract dramatically between April and September. Since 2016 the trendlines have fallen throughout the calendar year with an abrupt change in June 2018.

Chart 1 illustrates the actual prison population trendline during 2018. Falling through spring, as predicted, the prison population kept dropping from its peak in February until stymied in June.

The hard stop in June 2018 is directly related to a sudden slowing in the sentenced population's decline. Last April, the sentenced population was 8 percent lower than in 2017. This April, it has only fallen about 3 percent, year-on-year.

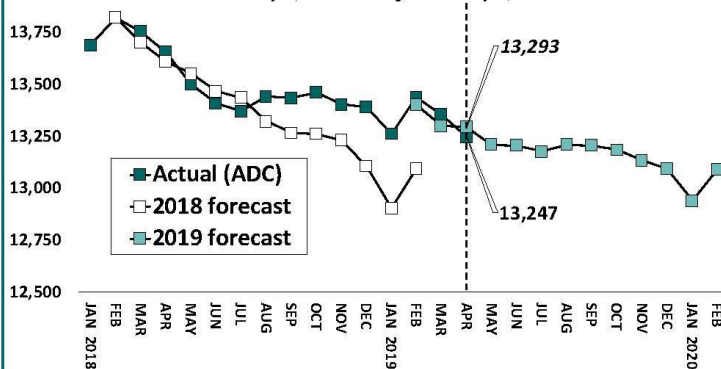
TABLE 1 – Prison Population Forecast

	Avg. Daily Count	OPM 2019 Forecast	Inmate difference
JAN '19	13,259	-	-
FEB	13,436	13,400	-
MAR	13,352	13,298	-54
APR	13,247	13,293	46
MAY		13,208	-
JUN		13,205	-
JUL		13,177	-
AUG		13,207	-
SEP		13,204	-
OCT		13,183	-
NOV		13,131	-
DEC		13,094	-
JAN '20		12,940	-
FEB		13,090	-

Avg. Daily Count (ADC) for 1st week of month

The decline in the sentenced population now more directly reflects the decline visible in most criminal justice metrics. This suggests a system operating in a stable manner. OPM's prior forecasts, 2016 and 2017 specifically assumed the system would operate in a stable manner, but underestimated the impacts of internal, hard to quantify changes that shortened the length of stay of sentenced offenders.

Chart 1 – Actual prison population against the OPM forecasts
 January 1, 2017 through February 1, 2019



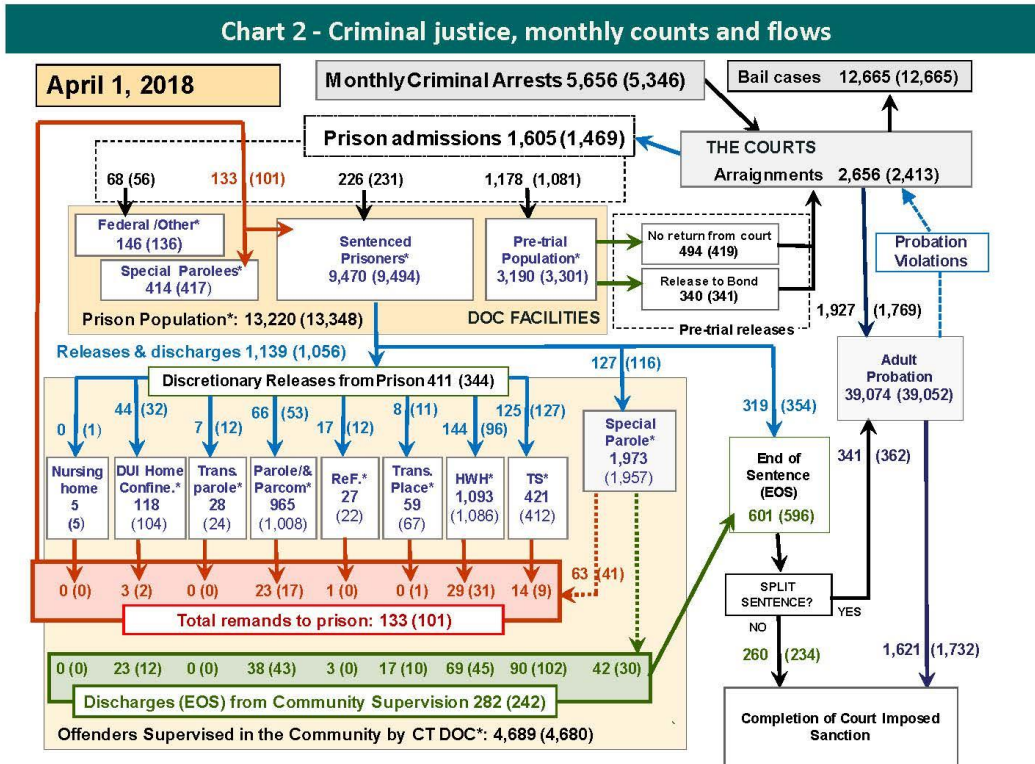
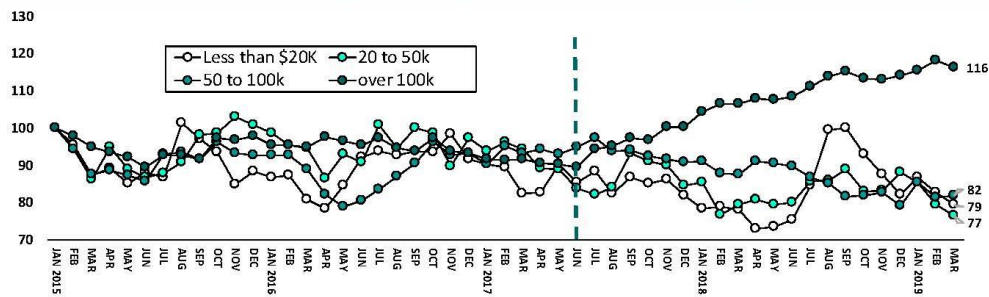


Chart 2 contains monthly operations data for March 2019 and daily counts reported on Apr. 1, 2019. Asterisks (*) indicate the daily count on Apr. 1st. Figures for last month are enclosed by parentheses. Sources: Arrests – CRMVS, Court and probation data - CSSD, all other data - CT DOC. Note: Some Judicial Branch data this month is estimated.

Chart 2a – Changes to bail policy and the pretrial population



Public Act 17-145 took effect on July 2017. The legislation sought to reduce the number of pretrial offenders held in the DOC on relatively low, cash-only bonds. The chart above reflects the change since January 2015 in the number of pretrial detainees by bond amount. The dashed vertical line shows when changes to bond policy went into effect. Prior to the change in policy, different bond ranges moved roughly in the same pattern.

assumes that the growth reflects courts adapting to change. Where, under the old rules, a defendant would be held on a \$20,000 - cash only - bond, now a similar defendant would be held on a \$200,000 surety bond.

One lingering question, did the change to bail policy reduce the number of pretrial detainees held on bond at the DOC? Here is one statistic. Pretrial offenders held on bond - July 2017 – 3,150 vs April 2019 – 3,190.

Since the policy change, those held on higher bonds has grown steadily. OPM

Table 2 - First-of-month totals

	2018			2019			% Change	
	Feb. 1	Mar. 1	Apr. 1	Apr. 1	Monthly	Annual		
DOC Facilities								
Federsl/Other	118	136	146	123	7.4%	18.7%		
Sentenced	9,534	9,494	9,470	9,818	-0.3%	-3.5%		
Special Parole	428	417	414	460	-0.7%	-10.0%		
Pre-trial	3,365	3,301	3,190	3,255	-3.4%	-2.0%		
Total	13,445	13,348	13,220	13,656	-1.0%	-3.2%		
DOC Community								
Transfer Parole	14	24	28	20	16.7%	40.0%		
Parole/ Parcom Total	1,024	1,003	965	1,088	-3.8%	-11.3%		
Parole	857	835	795	927	-4.8%	-14.2%		
Parcom @ CT	167	168	170	161	1.2%	5.6%		
Furlough	15	22	27	9	-	-		
Trans Placement	68	67	59	58	-11.9%	1.7%		
DUI/Home confine.	88	104	118	86	13.5%	37.2%		
Halfway House Total	1,061	1,086	1,093	1,062	0.6%	2.9%		
Comm Release	514	510	525	527	2.9%	-0.4%		
TS	28	35	33	54	-5.7%	-38.9%		
Parole	163	148	157	151	6.1%	4.0%		
Transfer Parole	2	3	2	1	-	-		
Special Parole	354	390	376	329	-3.6%	14.3%		
TS	419	412	421	493	2.2%	-14.6%		
Nursing home	5	5	5	7	-	-		
Special Parole	1,959	1,957	1,973	1,824	0.8%	8.2%		
Total	4,653	4,680	4,689	4,650	0.2%	0.8%		

Table 2a - Monthly admissions, releases & discharges

	2018			2019			% Change	
	Jan.	Feb.	Mar.	Mar.	Monthly	Annual		
Admissions								
Federsl/Other	73	56	68	65	21.4%	4.6%		
Remands	133	101	133	148	31.7%	-10.1%		
DUI	2	2	3	5	-	-		
Parole	21	17	23	28	35.3%	-17.9%		
Trans Plac/Furlough	3	1	0	2	-	-		
HWH	27	31	29	33	-6.5%	-12.1%		
TS	26	9	14	22	55.6%	-36.4%		
Special Parole	54	41	63	58	53.7%	8.6%		
New Sentence	399	231	226	236	-2.2%	-4.2%		
VOP	101	66	62	72	-6.1%	-13.9%		
Pre-trial	1,332	1,081	1,178	1,284	9.0%	-8.3%		
Total	1,937	1,469	1,605	1,733	9.3%	-7.4%		
Releases and discharges								
Transfer Parole	6	12	7	17	-	-		
Parole	96	53	66	97	24.5%	-32.0%		
Furlough	12	12	17	10	-	-		
Trans. Placement	18	11	8	25	-27.3%	-68.0%		
Home Confinement DUI	28	32	44	39	37.5%	12.8%		
HWH	118	96	144	130	50.0%	10.8%		
TS	136	127	125	159	-1.6%	-21.4%		
Special Parole	132	116	127	137	9.5%	-7.3%		
Nursing home	0	1	0	0	-	-		
End of Sentence	549	596	601	700	0.8%	-14.1%		
Total	1,095	1,056	1,139	1,314	7.9%	-13.3%		
Pre-trial Releases*								
From Court	509	419	494	448	17.9%	10.3%		
Release to Bond	357	341	340	389	-0.3%	-12.6%		

* Totals reflect events, not individual offenders

DOC - Community Release Unit (CRU)

Table 3 - Case reviews and release metrics

	Cases				Approval Rate
	Reviewed	Approved	Denied	Continued	
Jan. '19	695	332	106	101	48%
Feb.	636	290	85	97	46%
Mar.	737	341	113	115	46%
Mar. '18	713	344	101	107	48%

Board of Pardons and Paroles

Table 4 - Parole hearings, new cases

	Parole Hearings	Paroles granted	Grant rate	Paroles granted, 2017	Paroles granted, 2016
Jan. '19	117	65	56%	87	77
Feb.	138	83	60%	77	100
Mar.	134	71	53%	91	95

Table 4a - Other BOPP actions

	Reparole from revocation	Reparole from rescission	Closed interest cases	Special parole cases	Transfer parole cases
Jan. '19	43	2	28	18	15
Feb.	30	1	15	34	10
Mar.	52	0	33	22	26
Mar. '18	43	4	26	34	11

The pre-trial population

Table 5 - Bond ranges for pre-trial detainees

Bond amount	Feb. 1, 2019	Mar. 1, 2019	Apr. 1, 2019	Apr. 1, 2018
Less than \$20K	531	510	498	468
\$20K to <\$50K	467	450	428	475
\$50K to <\$100K	630	635	605	705
\$100K or higher	1,858	1,829	1,782	1,699
Persons w/bonds	3,486	3,424	3,313	3,347
Over \$1M	196	198	204	192

Table 5a - Pre-trial, weeks since admission

Weeks since last DOC admit	Feb. 1, 2019	Mar. 1, 2019	Apr. 1, 2019	Apr. 1, 2018
< 1 week	368	367	387	448
1 to < 3 weeks	331	277	319	313
3 to < 10 weeks	852	799	695	744
10 to < 30 weeks	1,008	1,026	994	924
30 wks or more	933	959	919	918
Pre-trial prisoners	3,492	3,428	3,314	3,347

Table 5b - Pre-trial admits, new offenders

	Jan. 2019	Feb. 2019	Mar. 2019	Mar. 2018
Arraignments	2,884	2,413	2,656	2,565
Pre-trial Admits	1,332	1,081	1,178	1,284
New to DOC	380	295	299	345
% New	29%	27%	25%	27%

Court Support Services Division

Table 6 - The Jail Re-interview Program

	Pre-trial admissions	Offender interviews	Offenders released	Released last year
Jan. '19	1,332	973	324	301
Feb.	1,081	827	325	311
Mar.	1,178	784	328	333

Table 6a - Pre-trial bail and probation caseloads

	Pre-trial Bail Case Starts	Client Supv. Starts	Split Sentence Starts	Pre-trial bail cases
Jan. '19	2,050*	2,101	375	12,665*
Feb.	2,050*	1,769	362	12,665*
Mar.	2,050*	1,927	341	12,665*
Mar. '18	2,085*	1,927	418	12,675*

* CSSD estimates

Note: Figures published here are based on the operational data available at the time of publication. Data in subsequent issues may not agree.

Chart 3 – Prison population

First week of the month, avg. daily count (ADC)

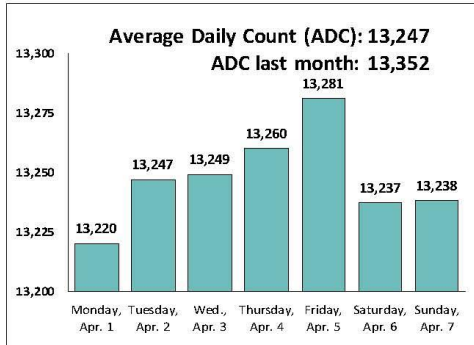


Chart 6 – Monthly DOC Admissions

Feb. 2018 through Mar. 2019

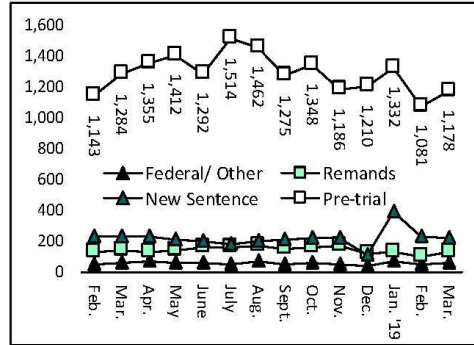


Chart 4 – Prison population, first-of-month

2016, 2017, 2018 and 2019

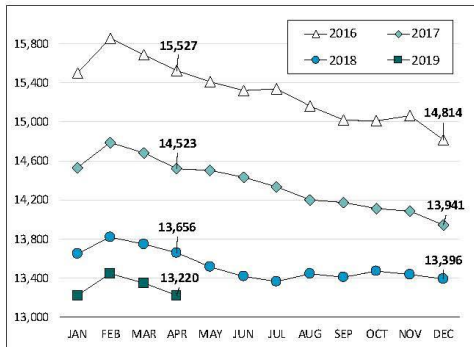


Chart 7 – Remands from community release

March 2019

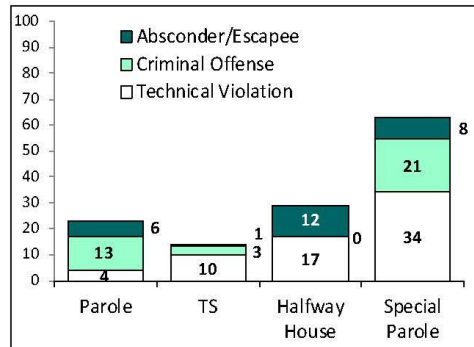


Chart 5 – Statewide criminal arrests

2018 and 2019

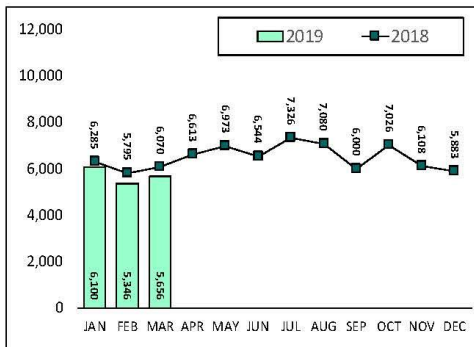
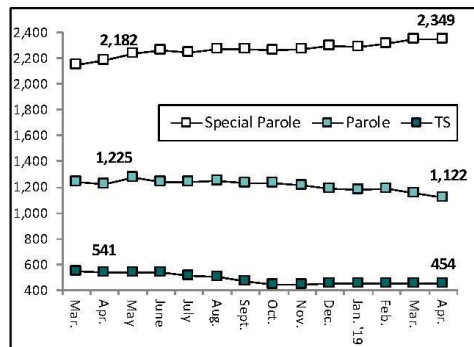


Chart 8 – DOC community supervision

Mar. 1, 2018 through Apr. 1, 2019



Note: Data for all charts, with the exception of Chart 5, was supplied by CT DOC. Data for Chart 5 are for new case starts in the state Criminal Motor Vehicle System (CRMVS). Chart 8 includes offenders in halfway houses.

Appendix B

Criminal Justice Policy Advisory Commission

The Criminal Justice Policy Advisory Commission, commonly referred to as CJPAC was established under [Public Act 06-193](#). It was formerly the Prison and Jail Overcrowding Commission.






CJPAC is chaired by the OPM Undersecretary for the Criminal Justice Policy and Planning Division (CJPPD). The current Undersecretary is [Marc Pelka](#), marc.pelka@ct.gov; (860) 418-6394.

The meeting schedule for Criminal Justice Policy Advisory Commission can be found on this [web page](#):

The meeting schedule for that last State Fiscal year (July 2017 to April 2019) is presented in the table below and includes links to videos of each meeting, which are provided through the web based Connecticut Network (CT-N) and are made available for broader viewing to the general public through cable television public access channels.

<p>April 25, 2019</p>	<p> NEW VIDEO - CJPAC April 2019 Meeting</p> <p>Agenda/ Minutes</p> <p><i>Kendall Bobula and Kyle Baudoin</i>, Research Unit, Criminal Justice Policy and Planning Division, Office of Policy and Management Pre Trial Women at York CI and 2018 Drug Overdose Deaths Interactive Map Presentation</p> <p>Tracy Miller, Director of Post- Conviction Victim Services, CT Alliance to End Sexual Violence and Brian Battista, Chief Probation Officer II, Sex Offender Supervision and Special Projects - Collaborative Post-Conviction Supervision Model Presentation</p>
<p>March 28, 2019</p>	<p> NEW VIDEO - CJPAC March 2019 Meeting</p> <p>Agenda / Minutes</p> <p><i>Karen Jarmoc</i>, Executive Director, CCADV, and <i>Joe DiTunno</i>, Co-chair, CT's DV Offender Program Standards Advisory Council Presentation</p> <p><i>Ivan Kuzyk</i>, Research Unit, OPM, CJPPD, Recidivism Presentation</p>
<p>Feb. 28, 2019</p>	<p>Agenda / Minutes</p> <p><i>Kevin Kane</i>, Chief State's Attorney, Early Screening and Intervention Program Presentation</p> <p><i>Miriam Delphin-Rittmon</i>, Commissioner, DMHAS, Presentation on Federal Opioid Response Grant Presentation and Document</p>

<p>Jan. 31, 2019</p>	<p> VIEW VIDEO - CJPAC January 2019 Meeting</p> <p>Agenda / Minutes</p> <p><i>Ivan Kuzyk</i>, SAC Director, CJPPD OPM, 2019 Prison Projection Forecast Presentation</p> <p><i>Steven Hernandez</i>, Esq. Executive Director, Connecticut Commission on Women, Children, and Seniors, Hope for Success: Returning Home Report and Hope for Success Presentation</p>
<p>Dec. 27, 2018</p>	<p> VIEW VIDEO - CJPAC December 2018 Meeting</p> <p>Agenda / Minutes</p> <p><i>Christine Fortunato</i>, Grants and Contracts Specialist and <i>Maria Pirro-Simmons</i>, USD #1 Superintendent of Schools CT DOC - CT DOC Adult Reentry and Employment Strategic Planning Program Grant IRES Document and DOC RESPT Grant Document</p>
<p>Nov. 29, 2018</p>	<p> VIEW VIDEO - CJPAC November 2018 Meeting</p> <p>Agenda/ Minutes</p>
<p>Oct. 25, 2018</p>	<p> VIEW VIDEO - CJPAC October 2018 Meeting</p> <p>Agenda / Minutes</p> <p><i>Laura Cordes</i>, Executive Director, Connecticut Alliance to End Sexual Violence and <i>Kristin Sasinouski</i>, Deputy Director Forensic Biology and DNA, CT DESPP Division of Scientific Services, Governor's Sexual Assault Kit Working Group: Progress Report on Testing and Reform Presentation</p>
<p>Sept 27, 2018</p>	<p> VIEW VIDEO - CJPAC September 2018 Meeting</p> <p>Agenda/ Minutes</p> <p><i>Humayun Beg</i>, Executive Director, CJIS, CISS Demonstration Presentation</p> <p><i>Ivan Kuzyk</i>, Director, SAC, OPM Pre Trial Women Study Preview Presentation</p>

<p>June 28, 2018</p>	<p> VIEW VIDEO - CJPAC June 2018 Meeting  Agenda / Minutes  Julie Revas, Deborah Fuller, Cathy Foley-Geib, CSSD, Update: Transfer of Juvenile Justice Functions from DCF to the Judicial Branch Presentation</p>
<p>May 31, 2018</p>	<p> VIEW VIDEO - CJPAC May 2018 Meeting  Agenda / Minutes  Fred Hodges, Director of Community Affairs and Jeff Grant, Executive Director, Family Reentry Inc. H.B.No5035Testimony1 , H.B.No5035Testimony2 and Family Reentry Information Packet</p>
<p>April 26, 2018</p>	<p> Agenda / Minutes  Connecticut Department of Education <i>Condition of Education</i> Document  AIC Report Card - CSSD Document</p>
<p>Mar. 29, 2018</p>	<p> VIEW VIDEO - CJPAC March 2018 Meeting  Agenda/ Minutes</p>
<p>Feb. 22, 2018</p>	<p> Agenda / Minutes  Karen Jarmoc, CCADV, Presentation  Ivan Kuzyk and Kyle Baudoin, Statistical Analysis Center, OPM Presentation</p>
<p>Jan. 25, 2018</p>	<p> VIEW VIDEO - CJPAC January 2018 Meeting  Agenda / Minutes  Alex Johnson, CEO, Workforce Partners Presentation  Kyle Baudoin, Statistical Analysis Center, OPM Presentation</p>
<p>Dec 28, 2017</p>	<p> VIEW VIDEO - CJPAC December 2017 Meeting  Agenda / Minutes  Frank Carino, State's Attorney Office Presentation  Susan Hamilton, Public Defenders Office Presentation  Commissioner Dora Schriro and Lt Col Battle, DESPP Presentation  Undersecretary Mike Lawlor, Office of Policy and Management Presentation</p>
<p>Nov 16, 2017</p>	<p> Agenda/ Minutes  Dan Cargill, Karen Jarmoc, and Steve Grant, CCADV, LAP Presentation PowerPoint and Report</p>

<p>Oct 26, 2017</p>	<p> Agenda / Minutes</p>
<p>Sept 28, 2017</p>	<p> VIEW VIDEO - CJPAC September 2017 Meeting  Agenda / Minutes  Ken Barone, IMRP, Briefing on the 2016 Electronic Defense Weapon Report  Kyle Baudoin and Ivan Kuzyk OPM-CJPPD, Trends in the Criminal Justice System</p>
<p>June 29, 2017</p>	<p> VIEW VIDEO - CJPAC June 2017 Meeting  Agenda / Minutes  Mike Lawlor, Ivan Kuzyk, and Kyle Baudoin OPM-CJPPD, Special Topics in Criminal Justice Presentation</p>

Appendix C

Criminal Justice Policy and Planning Division Research Unit and Statistical Analysis Center

The **Research, Analysis & Evaluation Unit** produces research and analysis on a range of criminal justice issues in Connecticut. In addition to its regularly scheduled publications, the Unit also publishes studies on special topics for executive branch criminal justice agencies. The unit, which includes two additional staff members (Kyle Baudoin and Kendall Bobula), is directed by Ivan Kuzyk - who is also the CT Statistical Analysis Center SAC director. Examples of the unit's work, which directly influence the policy and planning decisions of CPAC and its stakeholder agencies, are listed below.

Regularly Scheduled Publications

1. **Monthly Indicators Report:** The Monthly Indicators Report collects and publishes data from a variety of state criminal justice agencies. The primary goals of the Report are to monitor trends in prison admissions and releases and to provide policy makers and the public with a current look at the state's prison system and its prisoners. The Monthly is required by [Public Act 05-249](#). Twelve years of Monthly Indicator Reports are available at this web page address:
 - <https://portal.ct.gov/OPM/CJ-About/CJ-SAC/SAC-Sites/Monthly-Indicators/Monthly-Indicators-2019>
2. **Annual Correctional Population Forecast:** The State of Connecticut Annual Correctional Population Forecast Report is published in response to the statutory requirements outlined in [Public Act 05-249](#) that created the Criminal Justice Policy and Planning Division (CJPPD) within the Office of Policy and Management (OPM) and tasked the Division with developing annual population projections for Connecticut's correctional system for planning purposes. Twelve years of Monthly Indicator Reports are available at this web page address:
 - <https://portal.ct.gov/OPM/CJ-About/CJ-SAC/SAC-Sites/Population-Forecast/Population-Forecast>
3. **Annual Connecticut Recidivism Study:** The State of Connecticut Annual Recidivism Study is generated by the Criminal Justice Policy and Planning Division of the Office of Policy and Management (OPM). Seven years of completed recidivism studies are available at this web page address:
 - <https://portal.ct.gov/OPM/CJ-About/CJ-SAC/SAC-Sites/Recidivism-Study/Recidivism-Study>
4. **Risk Reduction Earned Credit Report:** The Risk Reduction Earned Credit (RREC) Report collects and publishes data from a variety of state criminal justice agencies. The primary goals of the Report are to monitor trends in the RREC Program and provide policy makers and the public with a current look at the state's RREC Program and its participants. The Risk Reduction Earned Credit Report is published by the Connecticut Department of Corrections and Connecticut Office of Policy and Management and is required by Public Act No 15-216. Thirty months of data are available at:
 - <https://portal.ct.gov/OPM/CJ-About/CJ-SAC/SAC-Sites/RREC-2019>

Special Studies

The following are examples of special studies and statistical analyses that have been prepared by the staff of the **Research, Analysis & Evaluation Unit** of the Criminal Justice Policy and Planning Division:

Daily CT Correctional Facility Population Count

<https://portal.ct.gov/OPM/CJ-About/CJ-SAC/SAC-Sites/daily-Population-Counts/LineChart-Total>

Juvenile Detention in CT, (April 2018)

Kuzyk, K. Baudoin, K. Bobula

<https://portal.ct.gov/-/media/OPM/CJPPD/CjAbout/SAC-Documents-from-2008-2017/JUVFACTFACTSHEETfinalpdf.pdf?la=en>

Trends in the (Connecticut) Criminal Justice System (February 2018);

Kuzyk, K. Baudoin, K. Bobula

<https://portal.ct.gov/-/media/OPM/CJPPD/CjAbout/SAC-Documents-from-2018-and-2019/20180227CJTrends2018pdf.pdf?la=en>

Opioids and Criminal Justice in Connecticut - June 2017

I. Kuzyk, K. Baudoin, K. Bobula

<https://connecticutsac.wixsite.com/sac1746/opioid-related-data>

Mortality among Ex-prisoners (March 2018)

Kuzyk, K. Baudoin, K. Bobula

<https://portal.ct.gov/-/media/OPM/CJPPD/CjResearch/MainNav/Prisonermortalityfinal03232018pdf.pdf?la=en>

Violent Crime Rates (September 2017)

I. Kuzyk, K. Baudoin, K. Bobula

<https://portal.ct.gov/-/media/OPM/CJPPD/CjAbout/SAC-Documents-from-2008-2017/20170925IIUSViolentCrimeRateComparison2017pdf.pdf?la=en>

Total Population by Controlling Offense (March 2015)

I. Kuzyk, K. Baudoin, K. Bobula

<https://portal.ct.gov/-/media/OPM/CJPPD/CjAbout/SAC-Documents-from-2008-2017/MainNav/TotalPopbyControllingOffense20150312pdf.pdf?la=en>

Community Supervision Maps

<https://connecticutsac.wixsite.com/sac1746/sac-maps>

K. Bobula

Opioid Epidemic Maps (2014-2017)

<https://connecticutsac.wixsite.com/sac1746/sac-maps>

K. Bobula

School and Day Care Map (2015)

<https://connecticutsac.wixsite.com/sac1746/sac-maps>

K. Bobula

Appendix D

The Connecticut Opioid Crisis

Responding to Opioid and Heroin Epidemic

Connecticut data systems indicate 917 people died of drug overdose in 2016, a 27% increase over the 2015 figure. Detailed analysis indicates 52% of 2016 overdose victims been admitted to the DOC prison system and assigned a DOC inmate number; overdoses are probably the single most common cause of death among prisoners within 60 days of release from prison.

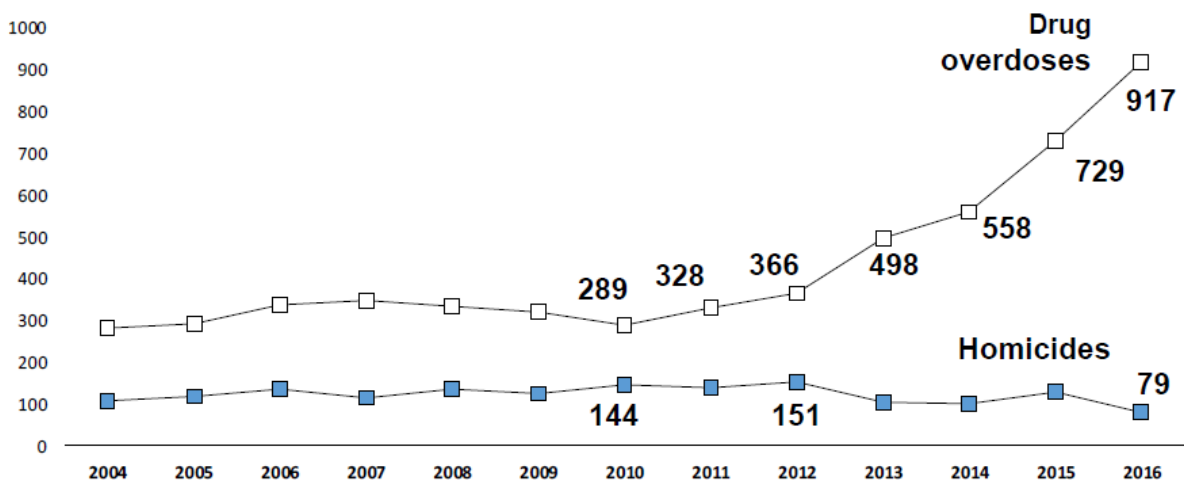
Detailed Data:

<https://portal.ct.gov/-/media/OPM/CJPPD/CjResearch/MonthlyIndicators/2014-2018/2017MonthlyIndicatorsReport/MonthlyIndicatorsReportJUNE2017pdf.pdf?la=en>

<https://portal.ct.gov/-/media/OPM/CJPPD/CjResearch/MonthlyIndicators/2014-2018/2017MonthlyIndicatorsReport/MonthlyIndicatorsReportJULY2017pdf.pdf?la=en>

Chart 3: Overdose Deaths and Homicides in CT, 2004 to 2016

Overdose deaths and homicides in CT, 2004 to 2016

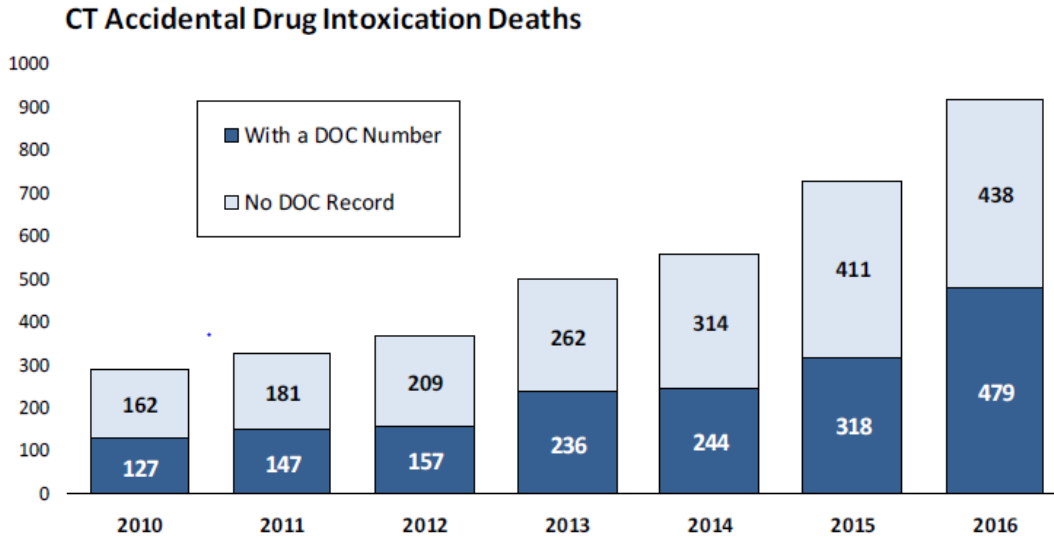


	2004	2005	2006	2007	2008	2009	2010	2011	2012	2013	2014	2015	2016
OD deaths to homicides	2.6	2.5	2.5	3.1	2.5	2.6	2.0	2.4	2.4	4.8	5.5	5.7	11.6

Source: I. Kuzyk, K. Baudoin, K. Bobula, Office of Policy and Management, Criminal Justice Policy and Planning Division (June 2017); Data supplied by Connecticut Office of the Chief Medical Examiner.

Chart 4: Overdose Deaths and the prison System, 2010 to 2016

Overdose deaths and the prison system



CT Accidental Drug Deaths

	2010	2011	2012	2013	2014	2015	2016
Total Drug Deaths	289	328	366	498	558	729	917
With a DOC Number	127	147	157	236	244	318	479
No DOC Record	162	181	209	262	314	411	438
% with a DOC record	44%	45%	43%	47%	44%	44%	52%