

Presentation to the  
Greater Hartford Coalition for Quality Healthcare

Second Annual Educational Program  
*Health Forum on Health Literacy and Racial Disparities*  
Hartford Convention Center  
Hartford, CT  
October 23, 2008

## Health Disparities in Connecticut : Current Surveillance Data

CONNECTICUT DEPARTMENT OF  
PUBLIC HEALTH

*Margaret M. Hynes, Ph.D. M.P.H.*

### **OVERVIEW**

- ❖ Definitions
- ❖ Data Sources
- ❖ Connecticut Population & Demographics
- ❖ Measuring Health Disparities
- ❖ Leading Causes of Death
- ❖ Challenges for the State
- ❖ The Connecticut Health Disparities Project

### **Health Disparities**

- ❖ Eliminating health disparities is a major goal of *Healthy People 2010*, the US Surgeon General's health objectives for the nation.
- ❖ Refer to unfavorable differences in health status between the minority and majority populations.
- ❖ Eliminating health disparities by race, ethnicity, income, gender, sexual orientation are included as objectives for *Healthy People 2010*.

### **Defining Health Disparities in Connecticut**



- ❖ ...Refer to differences ...that exist among specific population groups in CT.
- ❖ ...may be based on race, ethnicity, age, gender, socioeconomic position, immigrant status, sexual minority status, language, disability, homelessness, and geographic area of residence.

### **Defining Health Disparities in Connecticut**



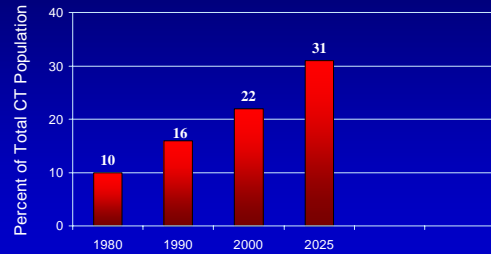
- ❖ ...health disparities refer to those avoidable differences in health that result from cumulative social disadvantages.

Source: Connecticut Department of Public Health, 2007.

### Data Sources

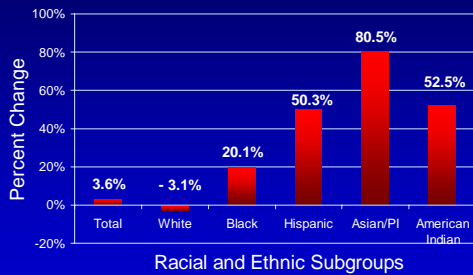
- ❖ U.S. Census 2000
- ❖ U.S. American Community Survey 2005
- ❖ Behavioral Risk Factor Surveillance System
- ❖ Connecticut Death Registry

### Growth in the CT Racial and Ethnic Minority Population, 1980 - 2025



Source: U.S. Bureau of the Census

### Population Growth 1990 - 2000 Connecticut Subgroups



Source: U.S. Bureau of the Census

### Connecticut Population 1990 & 2000

Race/Ethnicity	Change in Number
White	- 84,246
Black	+ 52,708
Hispanic	+ 107,207
Asian / Pacific Islander	+ 39,652
American Indian	+ 3,128

Source: U.S. Bureau of the Census

### Hispanic Population in CT's Largest Cities

	% Hispanic
Statewide	10.9
Hartford	42.6
Bridgeport	32.4
New Britain	31.6
Waterbury	27.5
New Haven	24.1
Norwalk	22.5
Stamford	20.6

Source: U.S. Bureau of the Census, 2005.

### Sociodemographic Factors Influence Health Status

- ❖ Age distribution of the population
- ❖ Educational attainment
- ❖ Income level
- ❖ Neighborhood environment



### CT Residents by Age and Race/Ethnicity Group

Age Group	White NH	Black NH	Hispanic
0-4	5 %	8%	10%
5-19	19 %	26%	27%
20-64	61 %	59%	59%
65+	15%	8%	4%

Source: U.S. Bureau of the Census, 2005.

### Educational Attainment CT Residents 25 years & Older by Race & Ethnicity

Less than a High School diploma:

- ❖ 32% of all Hispanics (all races)
- ❖ 19% of all African Americans/Blacks
- ❖ 11% of all Asians
- ❖ 9% of all White, Non-Hispanics

Source: 2005 U.S. Census (Connecticut Residents)

### Per Capita Income CT Residents by Race & Ethnicity

- ❖ Hispanic (all races): \$18,126
- ❖ African American/Black: \$19,528
- ❖ Asian: \$35,173
- ❖ White, Non-Hispanic: \$38,277

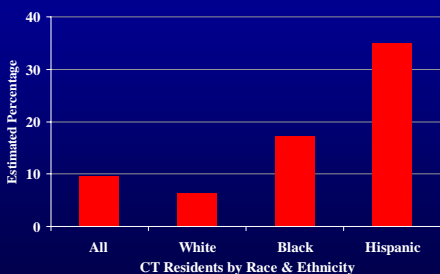
Source: 2005 U.S. Census (Connecticut Residents)

### Percent Living below Poverty Line CT Residents 25 years & Older by Race & Ethnicity

- ❖ 23% of all Hispanics (all races)
- ❖ 19% of all African Americans/Blacks
- ❖ 8% of all Asians
- ❖ 5% of all Whites

Source: 2005 U.S. Census (Connecticut Residents)

### No Health Care Coverage Connecticut Residents, 2004-2006



Connecticut Department of Public Health  
Behavioral Risk Factor Surveillance System

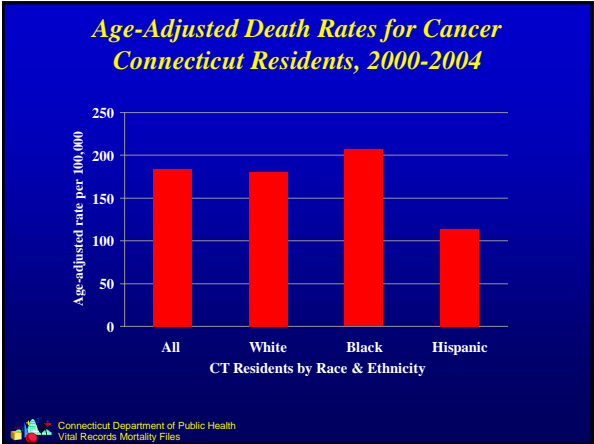
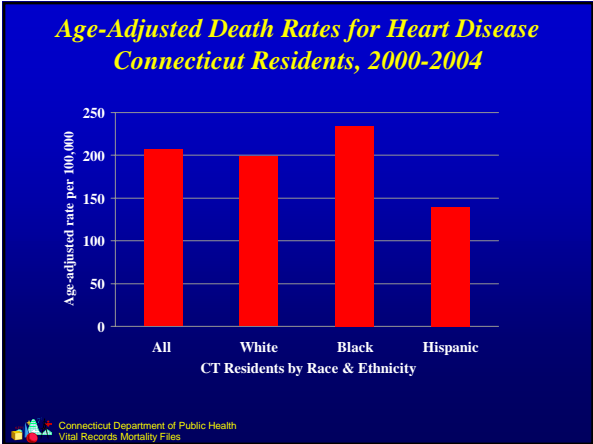
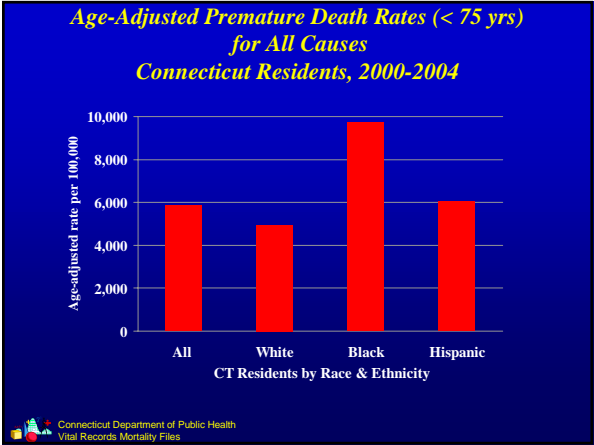
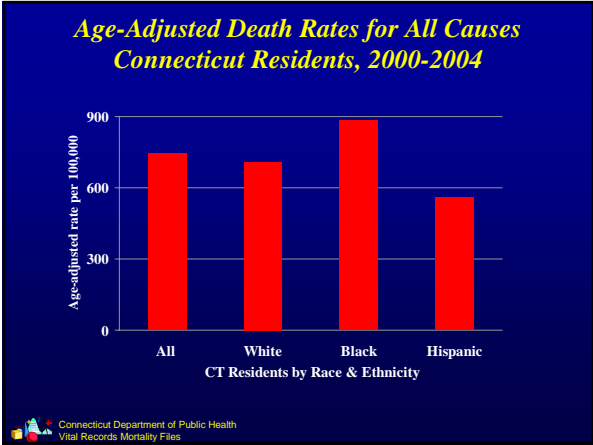
### Challenges in Measuring Disparities

- Reporting accurate statistics due to small numbers for some subpopulation groups.
- The importance of examining trends in disparities over time in order to develop an accurate picture of the problem.
- Missing information on race/ethnicity in some databases.

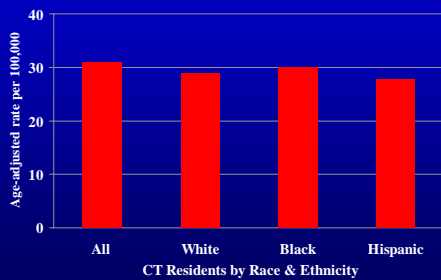
# Leading Causes of Death

## Leading Causes of Death Connecticut Residents, 2002-2004

Rank	All	White NH	Black NH	Hispanic
1	Heart disease	Heart disease	Heart disease	Heart disease
2	Cancer	Cancer	Cancer	Cancer
3	Cerebrovascular Disease	Cerebrovascular Disease	Cerebrovascular Disease	Unintentional Injuries
4	Chronic Lower Respiratory Disease	Chronic Lower Respiratory Disease	Diabetes	HIV
5	Unintentional Injuries	Unintentional Injuries	HIV	Cerebrovascular Disease
6	Pneumonia & Influenza	Pneumonia & Influenza	Unintentional Injuries	Diabetes

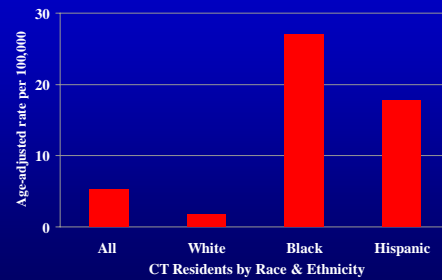


### Age-Adjusted Death Rates for Unintentional Injuries - Connecticut Residents, 2000-2004



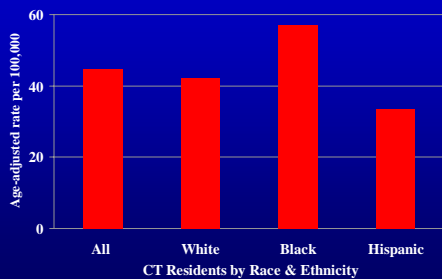
Connecticut Department of Public Health  
Vital Records Mortality Files

### Age-Adjusted Death Rates for HIV Connecticut Residents, 2000-2004



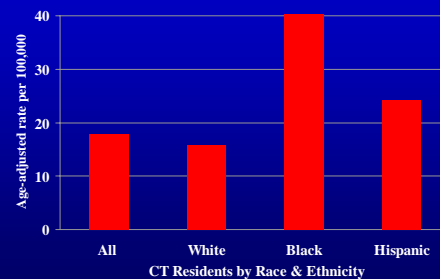
Connecticut Department of Public Health  
Vital Records Mortality Files

### Age-Adjusted Death Rates for Stroke Connecticut Residents, 2000-2004



Connecticut Department of Public Health  
Vital Records Mortality Files

### Age-Adjusted Death Rates for Diabetes Connecticut Residents, 2000-2004



Connecticut Department of Public Health  
Vital Records Mortality Files

### Challenges for the CT DPH

- ❖ On-going surveillance of health needs and status of ethnic and cultural communities in CT
- ❖ Support community-based efforts to identify and eliminate disparities by:
  - meeting with constituent groups to elicit needs;
  - providing relevant data;
  - providing technical assistance;
  - collaborating with public and private partners.

### The Connecticut Health Disparities Project

- ❖ Two-year grant from the Connecticut Health Foundation (2006 – 2008).
- ❖ To improve the statewide infrastructure for documenting, reporting, and addressing health disparities in Connecticut.



## *The Connecticut Health Disparities Project*



### ❖ Objectives

- Evaluate data collection
- Coordinate agency planning objectives
- Publish state health disparities report
- Provide leadership in the development of a statewide network

## *CT Health Disparities Webpage*



- [www.ct.gov/dph](http://www.ct.gov/dph)
- “*Statistics and Research*”
- “*Health Disparities*”

E-mail: [margaret.hynes@ct.gov](mailto:margaret.hynes@ct.gov)

Phone: 509-7662