

### Provider Activity

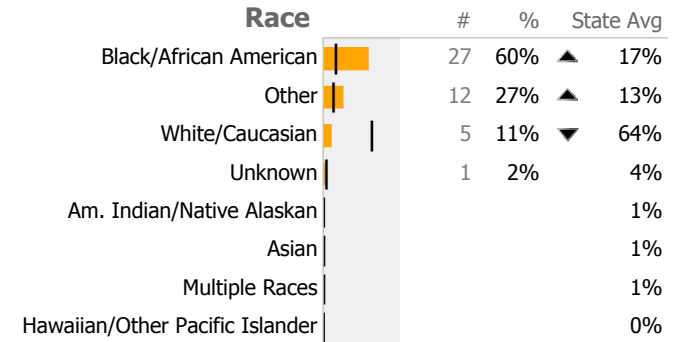

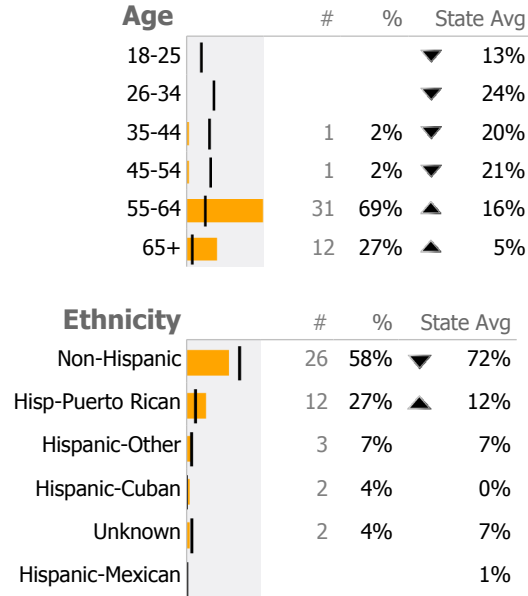
Monthly Trend	Measure	Actual	1 Yr Ago	Variance %
	Unique Clients	45	48	-6%
	Admits		16	-100% ▼
	Discharges		3	-100% ▼
	Service Hours		-	

▲ > 10% Over 1 Yr Ago    ▼ > 10% Under 1Yr Ago

### Clients by Level of Care

Program Type	Level of Care Type	#	%
<b>Addiction</b>	Case Management	45	100.0%

### Client Demographics



Unique Clients | State Avg    ▲ > 10% Over State Avg    ▼ > 10% Under State Avg

Survey Data Not Available

## Senior Services

Community Health Services Inc.

Addiction - Case Management - Standard Case Management

Connecticut Dept of Mental Health and Addiction Services

Program Quality Dashboard

Reporting Period: July 2017 - June 2018 (Data as of Sep 18, 2018)

### Program Activity

Measure	Actual	1 Yr Ago	Variance %
Unique Clients	45	48	-6%
Admits	-	16	-100% ▼
Discharges	-	3	-100% ▼
Service Hours	-	-	

### Discharge Outcomes

	Actual % vs Goal %	Actual	Actual %	Goal %	State Avg	Actual vs Goal
Treatment Completed Successfully		N/A	N/A	50%	70%	N/A

### Recovery

National Recovery Measures (NOMS)	Actual % vs Goal %	Actual	Actual %	Goal %	State Avg	Actual vs Goal
Employed		1	2%	20%	24%	-18% ▼
Stable Living Situation		13	29%	80%	78%	-51% ▼
Self Help		0	0%	60%	65%	-60% ▼

### Service Utilization

	Actual % vs Goal %	Actual	Actual %	Goal %	State Avg	Actual vs Goal
Clients Receiving Services		0	0%	90%	81%	N/A ▼

### Data Submission Quality

Data Entry	Actual	State Avg
Valid NOMS Data		N/A 98%

On-Time Periodic	Actual	State Avg
6 Month Updates		0% 28%

### Data Submitted to DMHAS by Month

	Jul	Aug	Sep	Oct	Nov	Dec	Jan	Feb	Mar	Apr	May	Jun	% Months Submitted
Admissions													0%
Discharges													0%
Services													0%

1 or more Records Submitted to DMHAS

> 10% Over < 10% Under

Actual Goal Goal Met Below Goal

\* State Avg based on 14 Active Standard Case Management Programs