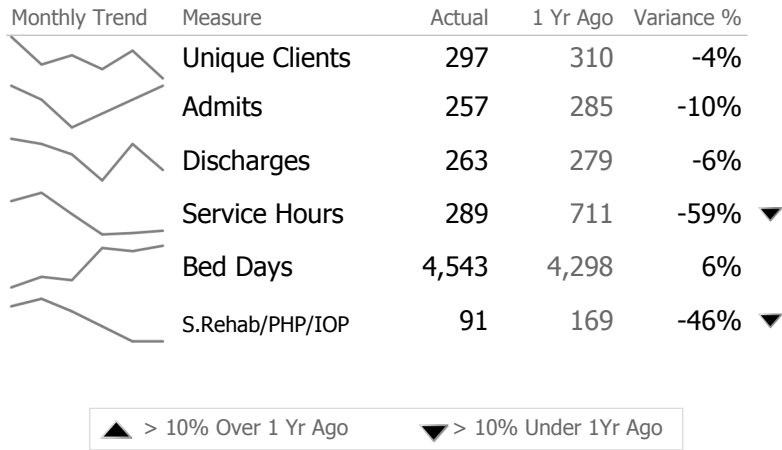
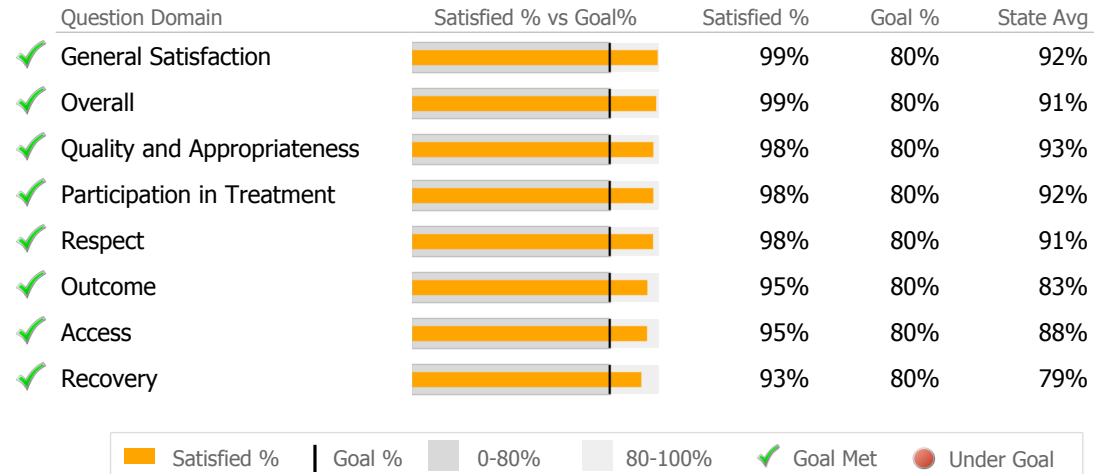


Provider Activity



Consumer Satisfaction Survey

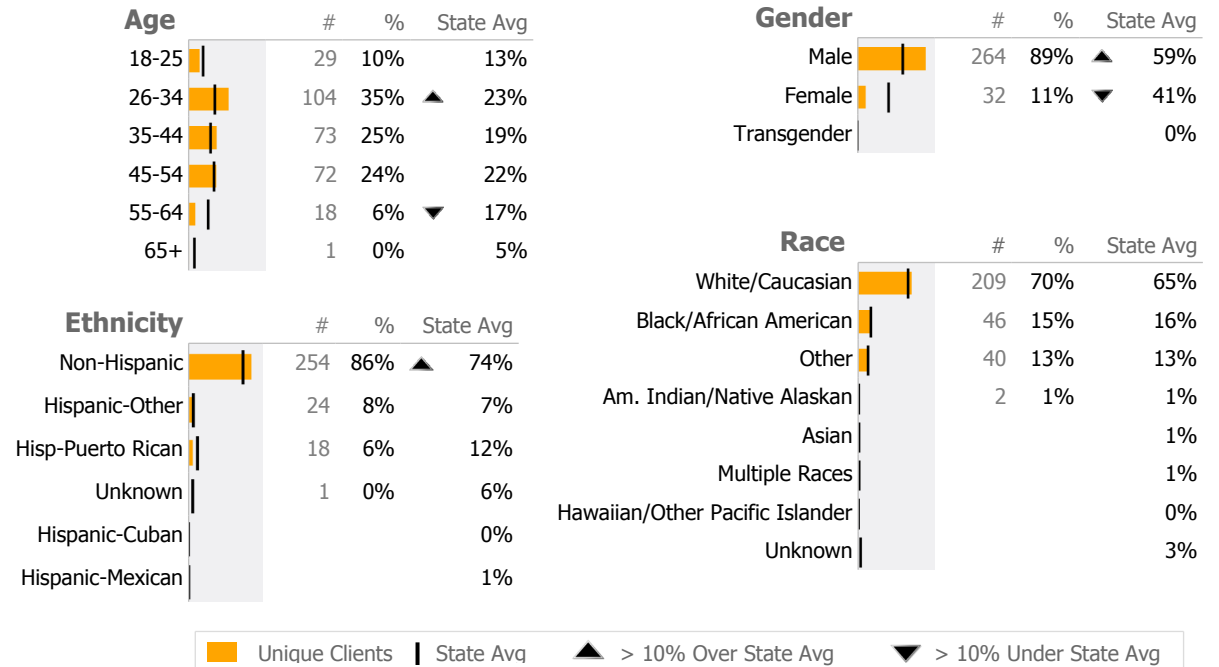
(Based on 173 FY16 Surveys)



Clients by Level of Care

Program Type	Level of Care Type	#	%
Addiction	Residential Services	178	52.5%
	Outpatient	81	23.9%
	IOP	80	23.6%

Client Demographics



Program Activity

Measure	Actual	1 Yr Ago	Variance %
Unique Clients	80	123	-35% ▼
Admits	59	82	-28% ▼
Discharges	57	83	-31% ▼
Service Hours	5	68	-93% ▼
Social Rehab/PHP/IOP Days	91	169	-46% ▼

Data Submission Quality

Data Entry	Actual	State Avg
Valid NOMS Data	93%	95%
Valid TEDS Data	100%	99%
On-Time Periodic		
6 Month Updates	20%	2%
Cooccurring		
MH Screen Complete	97%	94%
SA Screen Complete	100%	94%
Diagnosis		
Valid Axis I Diagnosis	99%	90%
Valid Axis V GAF Score	98%	90%

Discharge Outcomes

	Actual % vs Goal %	Actual	Actual %	Goal %	State Avg	Actual vs Goal
✓ Treatment Completed Successfully		36	63%	50%	61%	13% ▲
● Follow-up within 30 Days of Discharge		20	56%	90%	55%	-34% ▼

Recovery

National Recovery Measures (NOMS)	Actual % vs Goal %	Actual	Actual %	Goal %	State Avg	Actual vs Goal
✓ Not Arrested		77	90%	75%	93%	15% ▲
✓ Abstinence/Reduced Drug Use		50	58%	55%	54%	3%
● Self Help		47	55%	60%	35%	-5%
✓ Improved/Maintained Axis V GAF Score		56	90%	75%	76%	15% ▲
● Stable Living Situation		68	79%	95%	91%	-16% ▼
● Employed		15	17%	50%	34%	-33% ▼

Service Utilization

	Actual % vs Goal %	Actual	Actual %	Goal %	State Avg	Actual vs Goal
● Clients Receiving Services		7	24%	90%	64%	-66% ▼

Data Submitted to DMHAS by Month

	Jul	Aug	Sep	Oct	Nov	Dec	% Months Submitted
Admissions	■	■	■	■	■	■	100%
Discharges	■	■	■	■	■	■	100%
Services	■	■	■	■	■	■	100%

■ 1 or more Records Submitted to DMHAS

▲ > 10% Over ▼ < 10% Under

■ Actual | Goal ✓ Goal Met ● Below Goal

* State Avg based on 51 Active Standard IOP Programs

Program Activity

Measure	Actual	1 Yr Ago	Variance %
Unique Clients	81	74	9%
Admits	39	34	15% ▲
Discharges	49	23	113% ▲
Service Hours	284	643	-56% ▼

Data Submission Quality

Data Entry	Actual	State Avg
Valid NOMS Data	92%	96%
Valid TEDS Data	99%	92%
On-Time Periodic		
6 Month Updates	21%	40%
Cooccurring		
MH Screen Complete	96%	96%
SA Screen Complete	100%	96%
Diagnosis		
Valid Axis I Diagnosis	99%	100%
Valid Axis V GAF Score	99%	94%

Discharge Outcomes

	Actual % vs Goal %	Actual	Actual %	Goal %	State Avg	Actual vs Goal
Treatment Completed Successfully		15	31%	50%	53%	-19% ▼

Recovery

National Recovery Measures (NOMS)	Actual % vs Goal %	Actual	Actual %	Goal %	State Avg	Actual vs Goal
Not Arrested		76	90%	75%	84%	15% ▲
Abstinence/Reduced Drug Use		55	65%	55%	53%	10%
Self Help		42	50%	60%	24%	-10%
Improved/Maintained Axis V GAF Score		48	76%	75%	60%	1%
Stable Living Situation		64	76%	95%	85%	-19% ▼
Employed		18	21%	50%	42%	-29% ▼

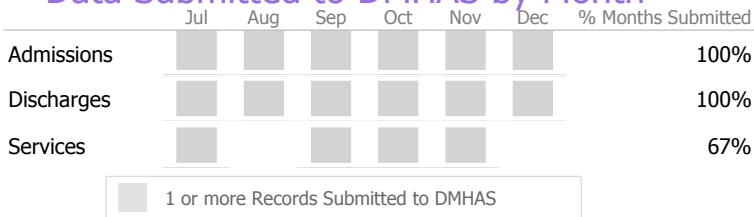
Service Utilization

	Actual % vs Goal %	Actual	Actual %	Goal %	State Avg	Actual vs Goal
Clients Receiving Services		15	43%	90%	74%	-47% ▼

Service Engagement

Outpatient	Actual % vs Goal %	Actual	Actual %	Goal %	State Avg	Actual vs Goal
2 or more Services within 30 days		6	17%	75%	76%	-58% ▼

Data Submitted to DMHAS by Month



▲ > 10% Over ▼ < 10% Under

■ Actual | Goal ✓ Goal Met ● Below Goal

* State Avg based on 116 Active Standard Outpatient Programs

Program Activity

Measure	Actual	1 Yr Ago	Variance %
Unique Clients	164	169	-3%
Admits	147	151	-3%
Discharges	148	152	-3%
Bed Days	3,969	3,787	5%

Discharge Outcomes

	Actual % vs Goal %	Actual	Actual %	Goal %	State Avg	Actual vs Goal
● Treatment Completed Successfully		115	78%	80%	79%	-2%
✓ No Re-admit within 30 Days of Discharge		134	91%	85%	91%	6%
● Follow-up within 30 Days of Discharge		57	50%	90%	62%	-40%

Data Submission Quality

Data Entry	Actual	State Avg
✓ Valid NOMS Data	92%	98%
✓ Valid TEDS Data	100%	99%
On-Time Periodic		
6 Month Updates	N/A	N/A
Cooccurring		
✓ MH Screen Complete	100%	95%
✓ SA Screen Complete	100%	96%
Diagnosis		
✓ Valid Axis I Diagnosis	100%	100%
Valid Axis V GAF Score	96%	99%

Recovery

National Recovery Measures (NOMS)	Actual % vs Goal %	Actual	Actual %	Goal %	State Avg	Actual vs Goal
✓ Improved/Maintained Axis V GAF Score		142	96%	75%	81%	21%
● Self Help		93	55%	60%	74%	-5%
● Abstinence/Reduced Drug Use		86	51%	70%	57%	-19%

Bed Utilization

	12 Months Trend	Beds	Avg LOS	Turnover	Actual %	Goal %	State Avg	Actual vs Goal
✓ Avg Utilization Rate		21	49 days	0.1	103%	90%	114%	13%

■ < 90% ■ 90-110% ■ >110%

Data Submitted to DMHAS by Month

	Jul	Aug	Sep	Oct	Nov	Dec	% Months Submitted
Admissions							100%
Discharges							100%

■ 1 or more Records Submitted to DMHAS

▲ > 10% Over ▼ < 10% Under

■ Actual | Goal ✓ Goal Met ● Below Goal

* State Avg based on 12 Active SA Intensive Res. Rehabilitation 3.7 Programs

Program Activity

Measure	Actual	1 Yr Ago	Variance %
Unique Clients	14	22	-36% ▼
Admits	12	18	-33% ▼
Discharges	9	21	-57% ▼
Bed Days	574	511	12% ▲

Data Submission Quality

Data Entry	Actual	State Avg
Valid NOMS Data	90%	98%
Valid TEDS Data	99%	99%
On-Time Periodic		
6 Month Updates	N/A	N/A
Cooccurring		
MH Screen Complete	100%	95%
SA Screen Complete	100%	96%
Diagnosis		
Valid Axis I Diagnosis	100%	100%
Valid Axis V GAF Score	93%	99%

Discharge Outcomes

	Actual % vs Goal %	Actual	Actual %	Goal %	State Avg	Actual vs Goal
Treatment Completed Successfully		9	100%	80%	79%	20% ▲
No Re-admit within 30 Days of Discharge		9	100%	85%	91%	15% ▲
Follow-up within 30 Days of Discharge		2	22%	90%	62%	-68% ▼

Recovery

National Recovery Measures (NOMS)	Actual % vs Goal %	Actual	Actual %	Goal %	State Avg	Actual vs Goal
Improved/Maintained Axis V GAF Score		9	100%	75%	81%	25% ▲
Abstinence/Reduced Drug Use		8	57%	70%	57%	-13% ▼
Self Help		6	43%	60%	74%	-17% ▼

Bed Utilization

	12 Months Trend	Beds	Avg LOS	Turnover	Actual %	Goal %	State Avg	Actual vs Goal
Avg Utilization Rate		2	56 days	0.1	156%	90%	114%	66% ▲

Legend: ■ < 90% ■ 90-110% ■ >110%

Data Submitted to DMHAS by Month

	Jul	Aug	Sep	Oct	Nov	Dec	% Months Submitted
Admissions	■	■	■	■	■	■	100%
Discharges	■	■	■	■	■	■	83%

■ 1 or more Records Submitted to DMHAS

▲ > 10% Over ▼ < 10% Under

■ Actual | Goal ✓ Goal Met ● Below Goal

* State Avg based on 12 Active SA Intensive Res. Rehabilitation 3.7 Programs