



RODERICK L. BREMBY
Commissioner

STATE OF CONNECTICUT
DEPARTMENT OF SOCIAL SERVICES
OFFICE OF THE COMMISSIONER

TELEPHONE
(860) 424-5053

TDD/TTY
1-855-470-3767

FAX
(860) 424-5057

EMAIL
commis.dss@ct.gov

March 25, 2015

Honorable Beth Bye, Senate Co-Chair, Appropriations Committee
Honorable Toni E. Walker, House Co-Chair, Appropriations Committee
Honorable Robert J. Kane, Senate Ranking Member, Appropriations Committee
Honorable Robyn A. Porter, House Ranking Member, Appropriations Committee
Honorable Marilyn Moore, Senate Co-Chair, Human Services Committee
Honorable Catherine F. Abercrombie, House Co-Chair, Human Services Committee
Honorable Joe Markley, Senate Ranking Member, Human Services Committee
Honorable Terrie Wood, House Ranking Member, Human Services Committee
Appropriations and Human Services Committee Members
Legislative Office Building
300 Capitol Avenue, Room 2000
Hartford, CT 06106

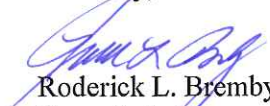
Dear Honorable Co-Chairs, Ranking Members, and Members of the Appropriations Committee and Human Services Committees:

The attached report has been prepared by the Department of Social Services, pursuant to House Bill No 5597, Public Act No. 14-217, Sec 78. The report includes an analysis of the cost of providing services under the Connecticut Home Care Program for Elders and the pilot program to provide home care services to persons with disabilities.

Data for the analysis was collected by the Department from its contractor, Myers and Stauffer, LC. In completing the analysis, data from the states of Maine, Maryland, Massachusetts, New Hampshire, New York, Pennsylvania, Vermont, Virginia, and West Virginia were used in various areas for comparison. For purposes of this analysis, Pennsylvania, Maryland, Virginia, and West Virginia are considered outliers, except where specifically noted. Service descriptions from the comparable states were not available. Rate information provided by the contractor is for the time period February 2013 through December 2014.

Please note this comparison utilizes Medicaid reimbursement levels from other states. Because private insurance rates are typically considered proprietary, those alternative reimbursement levels were not available and therefore not considered in this review. Additionally, this analysis does not attempt to address service definition or service scope differences between the state reimbursement levels. The attached presents an analysis and summary of the data collected.

Sincerely,


Roderick L. Bremby
Commissioner

cc: Kathleen Brennan, Deputy Commissioner
Kate McEvoy, Director, Division of Health Services
John Blair, Legislative Program Director
Krista Ostaszewski, Legislative & Regulations Analyst

55 FARMINGTON AVENUE • HARTFORD, CONNECTICUT 06105-3730

An Equal Opportunity / Affirmative Action Employer

Printed on Recycled or Recovered Paper

www.ct.gov/dss

Connecticut Home Care Rate Study Analysis & Summary

January 26, 2015

Pursuant to House Bill No 5597, Public Act No. 14-217, Sec 78, an analysis of the cost of providing services under the Connecticut home-care program for the elderly was conducted.

(Effective from passage) Not later than November 1, 2014, the Commissioner of Social Services shall conduct an analysis of the cost of providing services under the Connecticut home-care program for the elderly, established pursuant to section 17b-342 of the general statutes, and the pilot program to provide home care services to persons with disabilities, established pursuant to section 17b-617 of the general statutes, which shall include a determination of the rates necessary to reimburse providers for such costs. On or before January 1, 2015, the commissioner shall submit a report, in accordance with the provisions of section 11-4a of the general statutes, to the joint standing committees of the General Assembly having cognizance of matters relating to appropriations and human services summarizing such analysis.

Data was obtained for comparison from the Department of Social Services contractor, Myers and Stauffer, LC. The states of Maine, Maryland, Massachusetts, New Hampshire, New York, Pennsylvania, Vermont, Virginia, and West Virginia were used in various areas of the comparison. Pennsylvania, Maryland, Virginia, and West Virginia are considered outliers for purposes of this analysis, except where noted. Service descriptions from the comparable states were not available.

Please note, this comparison utilizes Medicaid reimbursement levels from other states. Because private insurance rates are typically considered proprietary, those alternative reimbursements were not available and therefore not considered in this review. Additionally, this analysis does not attempt to address service definition or service scope differences between the state reimbursement levels. The following presents an analysis and summary of the data collected.

Connecticut Home Care Rate Study Analysis & Summary

January 26, 2015

Comparability of rates was conducted for the following services offered under the CT Home Care Program for Elders:

- Personal Care Assistance
- Homemaker
- Companion
- Chore
- Adult Day Health
- Mental Health Counseling
- Home Delivered Meals
- Personal Emergency Response Systems (PERS)
- Adult Foster Care
- Transportation
- Respite Care
- Assistive Technology
- Home Modifications

It is important to note that effective January 1, 2015, in accordance with Section 17b-343 of the Connecticut General Statutes and the budget for SFY 2015, the fee schedule for the CHC Program was updated to include a 1% increase.

Information pertaining to Medication and Laundry services is not included as there is no information from the states used in the comparison for these services.

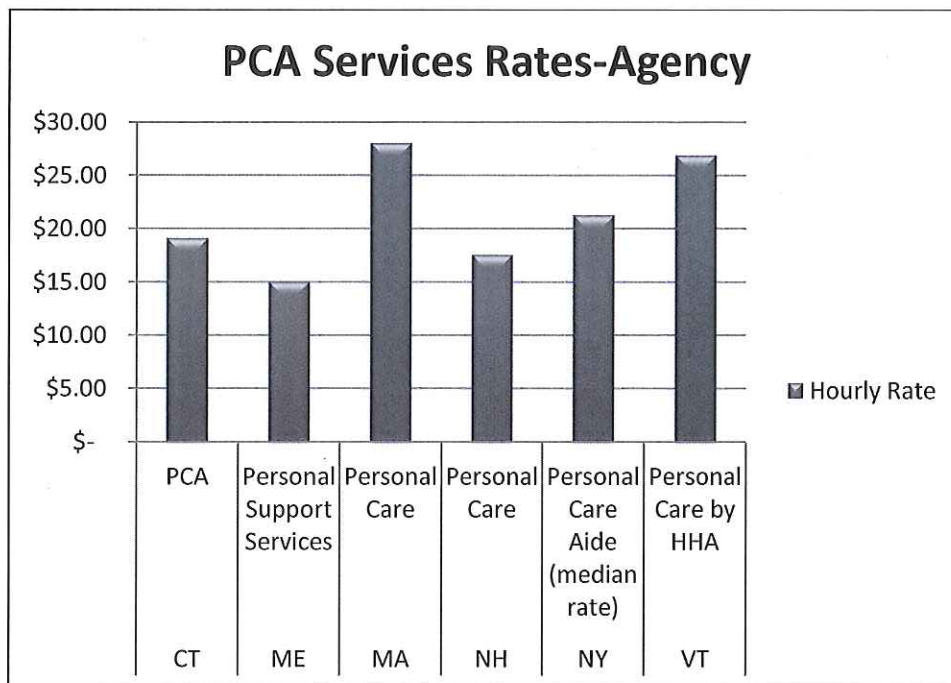
Personal Care Services-Agency

Rates from five states were used with focus on the states bordering Connecticut for comparison purposes. The service of PCA-Agency was the primary service used for comparability purposes.

Of the five states used, Connecticut's rate is the third lowest at \$19.08 per hour (\$4.77qtr.hr.). In comparison to the border states of Massachusetts and New York, Connecticut's rate is \$8.90 per hour lower than that of Massachusetts and \$2.16 per hour lower than the rate paid in New York.

Connecticut Home Care Rate Study Analysis & Summary

January 26, 2015



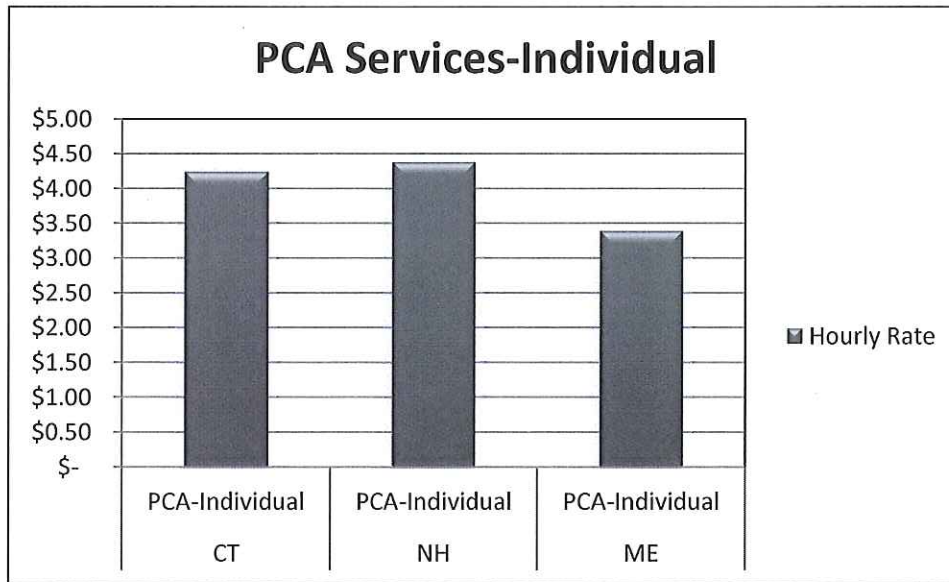
Personal Care Services-Individual

Rates from two states were used with focus on the states bordering Connecticut for comparison purposes. The service of PCA-Individual was the primary service used for comparability purposes.

Of the two states used, Connecticut's rate is the second highest at \$4.24 per quarter hour. Information for Massachusetts and New York was not available.

Connecticut Home Care Rate Study Analysis & Summary

January 26, 2015



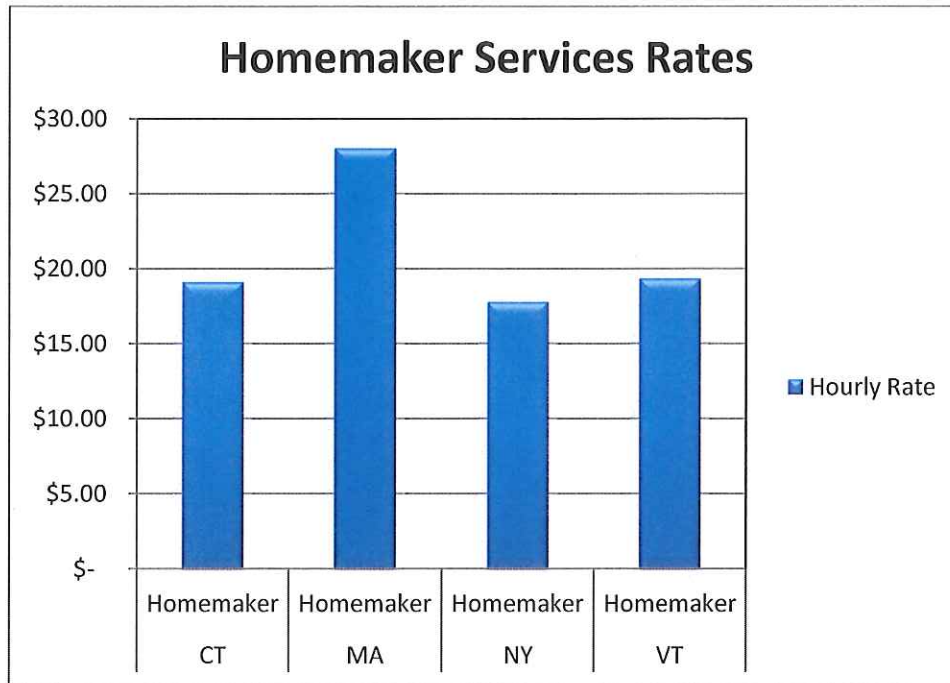
Homemaker Services

Rates from three states were used with focus on the states bordering Connecticut for comparison purposes. The service of Homemaker-Agency was the primary service used for comparability purposes.

Of the three states used, Connecticut's rate is the third highest at \$19.08 per hour (\$4.77 qtr.hr.). In comparison to the border states of Massachusetts and New York, Connecticut's rate is \$8.92 per hour lower than that of Massachusetts and \$1.31/hr. higher than the rate paid in New York. Connecticut's rate is \$0.24 lower than that of Vermont.

Connecticut Home Care Rate Study Analysis & Summary

January 26, 2015



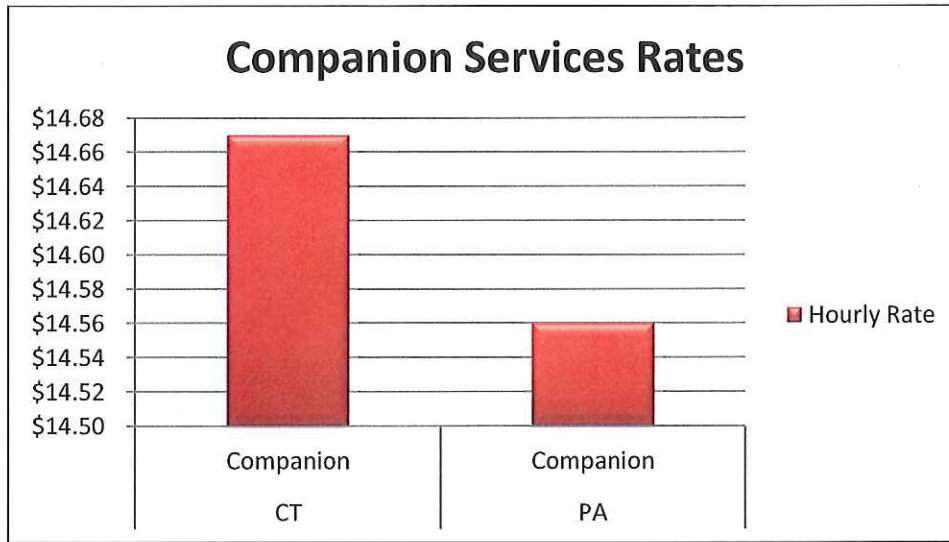
Companion Services

Rate information from one other state was used for comparison purposes. The service of Companion-Agency was the primary service used for comparability purposes.

Connecticut's rate is the \$0.11 higher at \$14.67 per hour (\$3.67 qtr.hr than the rate paid in Pennsylvania. Massachusetts did have data available but because it was inconclusive as to whether the information listed pertained to an hourly or quarter hour rate, the information was not included in the comparison. New York did not have data available. Information from Pennsylvania was used, despite the lack of proximity to Connecticut to provide an additional comparison to the Connecticut rate.

Connecticut Home Care Rate Study Analysis & Summary

January 26, 2015



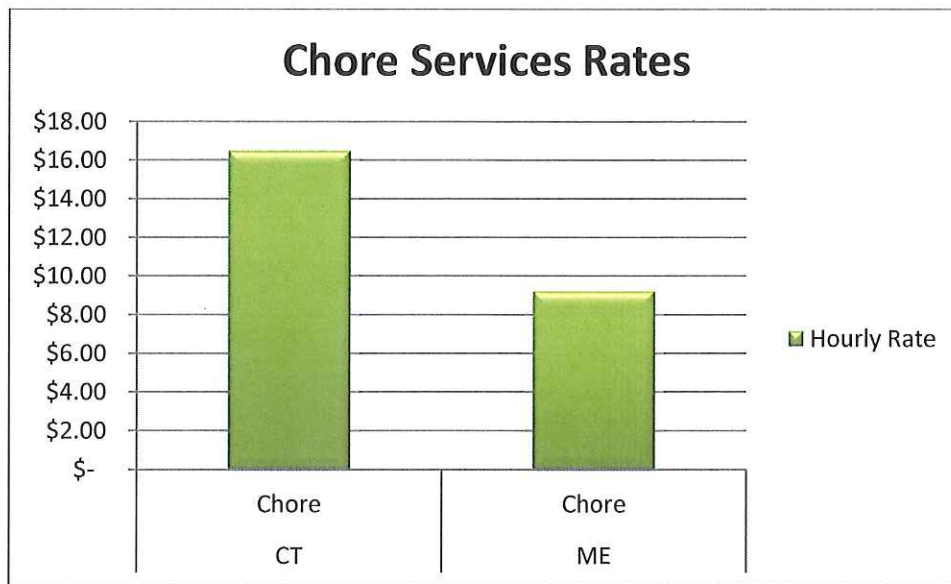
Chore Services

Rate information from one other state was used for comparison purposes. The service of Chore-Agency was the primary service used for comparability purposes.

Connecticut's rate is the \$7.28 higher at \$16.48 per hour (\$4.12 qtr.hr) than the rate paid in Maine. Massachusetts did have data available but because it was inconclusive as to whether the information listed pertained to an hourly or quarter hour rate, the information was not included in the comparison.

Connecticut Home Care Rate Study Analysis & Summary

January 26, 2015



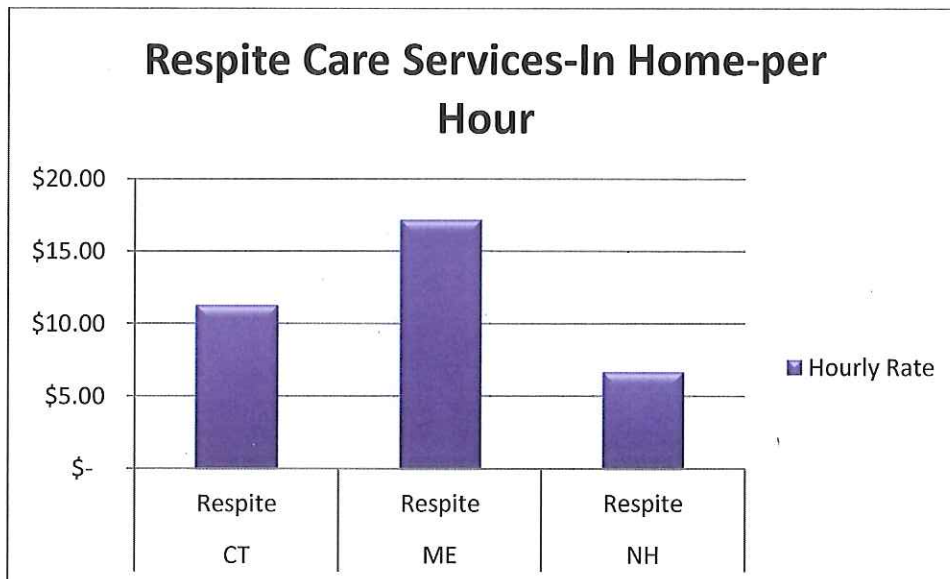
Respite Services

Rates from two states were used with focus on the states bordering or in closest proximity to Connecticut for comparison purposes. The service of Respite Care-In Home-per Hour was the primary service used for comparability purposes.

Of the two states used, Connecticut's rate is the second highest at \$11.28 per hour, which in comparison is \$5.92 per hour lower than Maine and \$4.60 per hour higher than New Hampshire. Massachusetts utilizes a 1-way trip rate of \$600.00, Maryland's rate of \$73.85 per hour is provided in an Assisted Living Facility, and Virginia has numerous data available based upon the geographical location of the client within the state. New York did not have data available.

Connecticut Home Care Rate Study Analysis & Summary

January 26, 2015



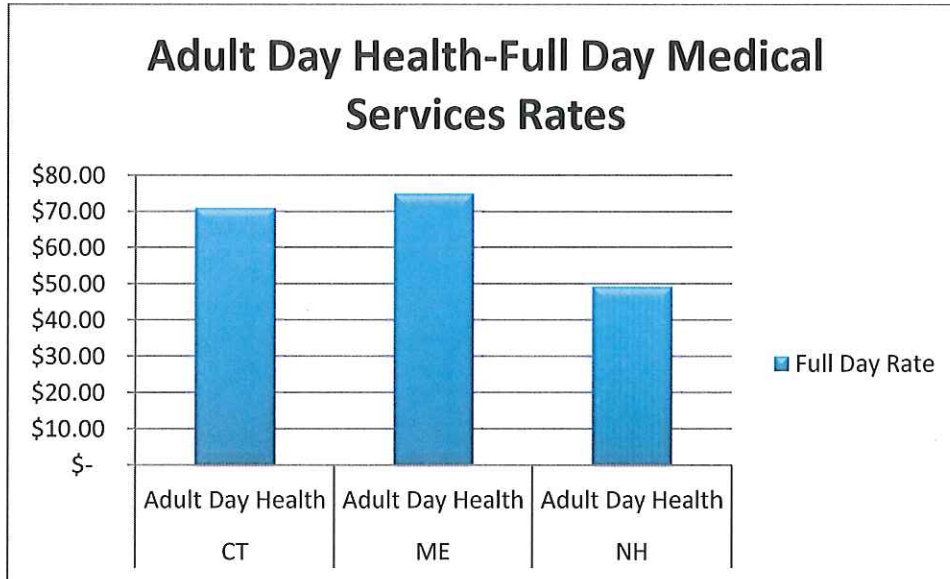
Adult Day Health

Rates from two states were used with focus on the states bordering or in closest proximity to Connecticut for comparison purposes. The service of Adult Day Health-Full Day-Medical Model was the primary service used for comparability purposes.

Of the two states used, Connecticut's rate is the second highest at \$70.92 per hour, which in comparison is, \$3.96 per full day lower than Maine, and \$21.68 per full day higher than the rate paid in New Hampshire. Massachusetts and New York did not have data available pertaining to this service type. Maryland did have data available but it was not used in the comparison due to the state's proximity to Connecticut.

Connecticut Home Care Rate Study Analysis & Summary

January 26, 2015



Mental Health Counseling

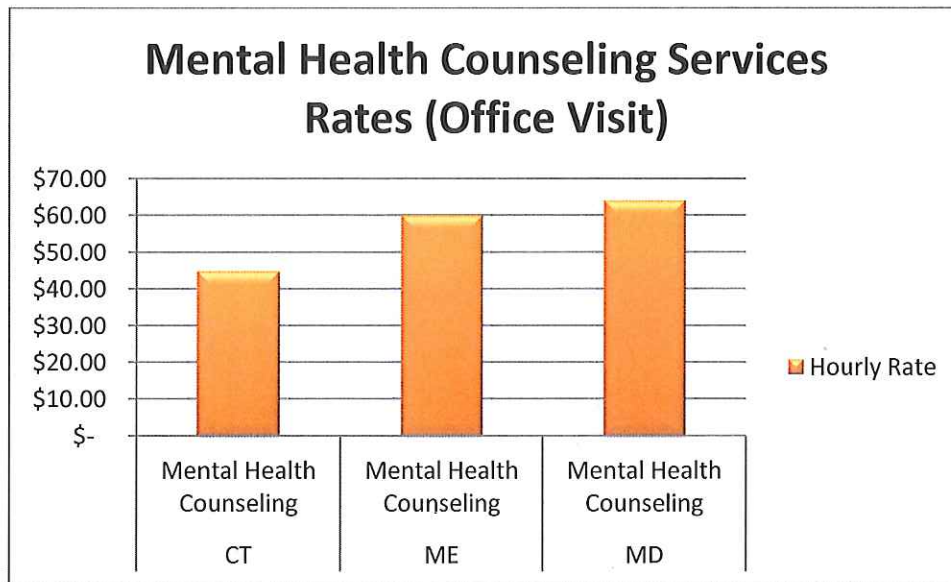
Rates from two states were used with focus on the states bordering or in closest proximity to Connecticut for comparison purposes. The service of Mental Health Counseling (Office Visit) was the primary service used for comparability purposes. It is unclear as to whether the services offered by other states are actually comparable.

Of the two states used, Connecticut's rate is the lowest at \$44.78 per hour, which is \$15.22 per hour lower than Maine. Information from Maryland (a rate \$19.22 per hour higher than Connecticut) was used, despite the lack of proximity to Connecticut to provide an additional

Connecticut Home Care Rate Study Analysis & Summary

January 26, 2015

comparison to the Connecticut rate. Massachusetts and New York did not have data available pertaining to this service type.



Home Delivered Meals

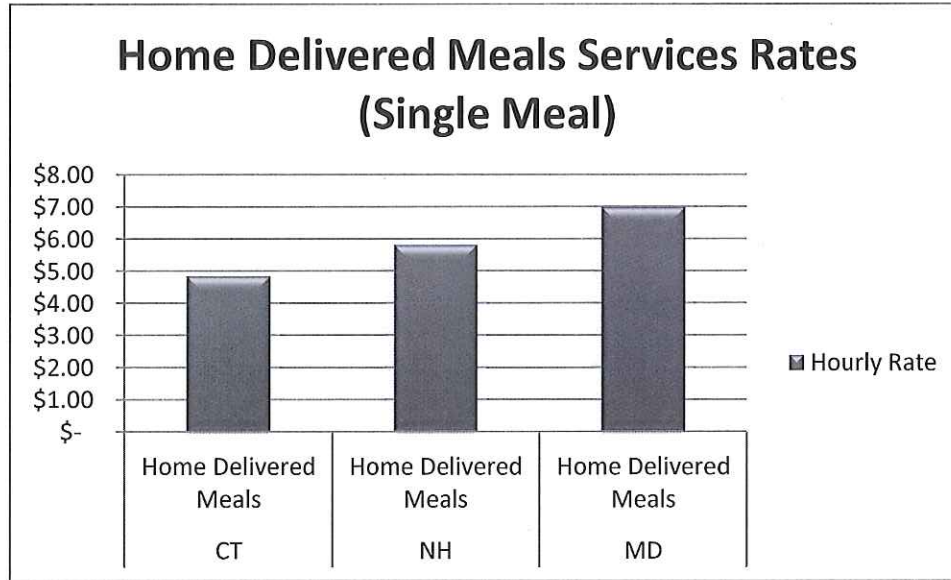
Rates from two states were used with focus on the states bordering or in closest proximity to Connecticut for comparison purposes. The service of Home Delivered Meals-Single Meal was the primary service used for comparability purposes.

Of the two states used, Connecticut's rate is the lowest at \$4.84 per single meal, which is \$.97 per single meal lower than New Hampshire. Information from Maryland (a rate \$2.14 per single meal higher than Connecticut) was used, despite the lack of proximity to Connecticut to provide

Connecticut Home Care Rate Study Analysis & Summary

January 26, 2015

an additional comparison to the Connecticut rate. Massachusetts and New York did not have data available pertaining to this service type.



Personal Emergency Response Systems (PERS)

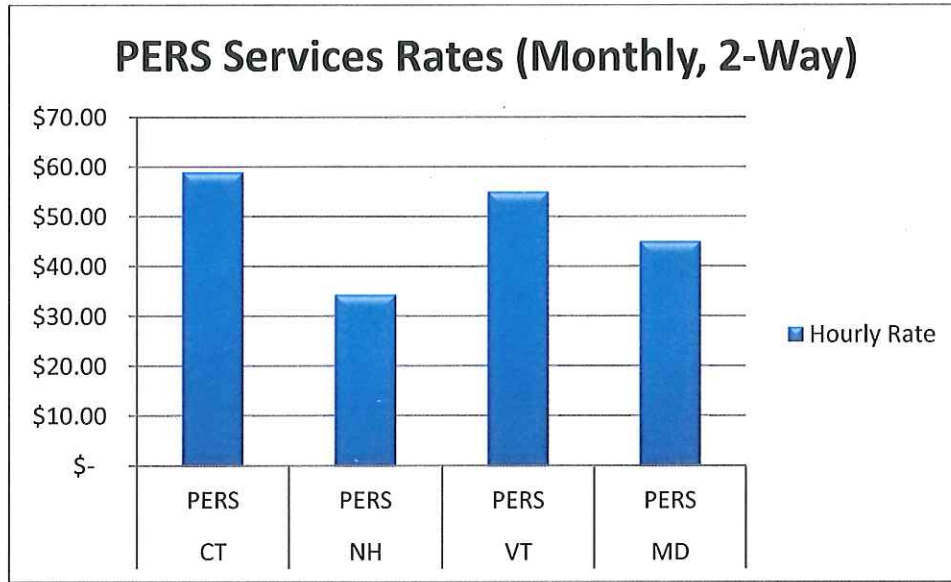
Rates from three states were used with focus on the states bordering or in closest proximity to Connecticut for comparison purposes. The service of PERS-two way-monthly was the primary service used for comparability purposes.

Of the three states used, Connecticut's rate is the highest at \$58.91 per month, which is \$24.61 per month higher than New Hampshire, \$3.91 per month higher than Vermont. Massachusetts

Connecticut Home Care Rate Study Analysis & Summary

January 26, 2015

and New York did not have data available pertaining to this service type. Virginia had numerous data available based upon the geographical location of the client within the state. Information from Maryland (a rate \$13.91 per month lower than Connecticut) was used, despite the lack of proximity to Connecticut to provide an additional comparison to the Connecticut rate.



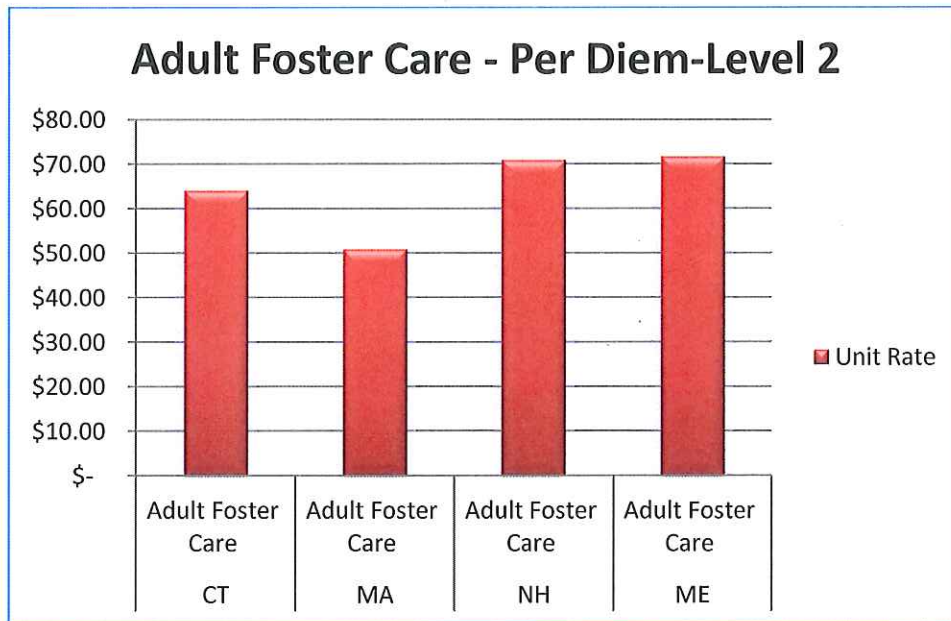
Adult Foster Care

Rates from two states were used with focus on the states bordering or in closest proximity to Connecticut for comparison purposes. The service of Adult Foster Care-Per Diem-Level 2, Adult Foster Care-Per Diem-Level 3, and Adult Foster Care-Per Diem-Level 4 were used for comparability purposes

Connecticut Home Care Rate Study Analysis & Summary

January 26, 2015

Per Diem-Level 2: Of the three states used, Connecticut's rate is the second lowest at \$64.03 per encounter, which is \$6.83 per encounter lower than New Hampshire, \$7.65 per encounter lower than the rate paid in Maine, and \$13.22 per encounter higher than the rate paid in Massachusetts. New York did not have data available pertaining to this service type. No specific description of service was available from comparison states therefore it is not evident that the levels of care between states are similar or within the same scope.

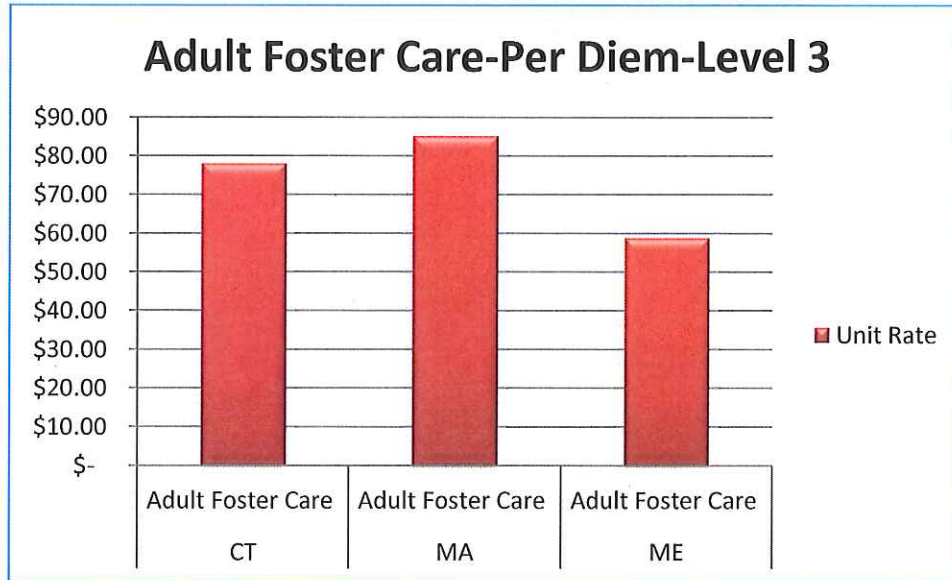


Per Diem-Level 3: In comparison to Maine and Massachusetts, Connecticut's rate at \$78.05 per encounter is \$19.22 per encounter higher than the rate of \$58.83 paid in Maine and \$7.13 per encounter lower than the rate of \$85.18 paid in Massachusetts. New Hampshire and New York did not have data available pertaining to this service type. No specific description of

Connecticut Home Care Rate Study Analysis & Summary

January 26, 2015

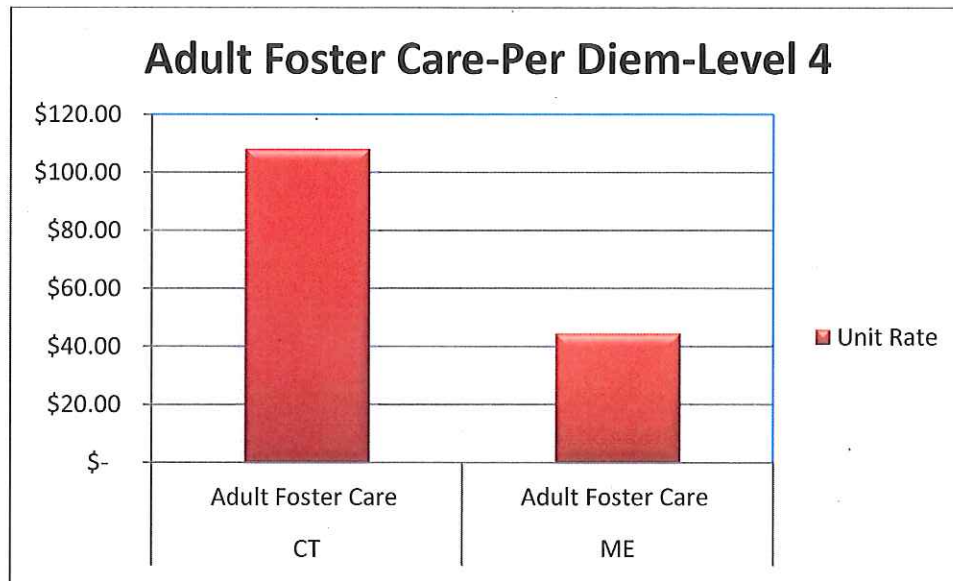
service was available from comparison states therefore it is not evident that the levels of care between states are similar or within the same scope.



Per Diem-Level 4: In comparison to Maine, Connecticut's rate at \$108.13 per encounter is \$63.70 per encounter higher than the rate of \$44.43 paid in Maine. New Hampshire, Massachusetts, and New York did not have data available pertaining to this service type. No specific description of service was available from comparison states therefore it is not evident that the levels of care between states are similar or within the same scope.

Connecticut Home Care Rate Study Analysis & Summary

January 26, 2015



Transportation

Rates from two states were used with focus on the states bordering or in closest proximity to Connecticut for comparison purposes. The service of Transportation-Livery-Per Trip was the primary service used for comparability purposes.

Of the two states used, Connecticut's rate is a per trip rate of \$88.43 while Maine utilizes a rate of \$0.62 per mile and West Virginia utilizes a rate of \$0.47 per mile. Massachusetts and New York did not have data available pertaining to this service type.

Assistive Technology

Maximum costs per year from three states were used with focus on the states bordering or in closest proximity to Connecticut for comparison purposes. The service of Assistive Technology was the primary service used for comparability purposes.

Of the three states used, Connecticut's maximum cost per year is \$1,000 while Vermont allows up to \$750 yearly. Maine allows one device (with no time period specified) and Virginia uses "individual consideration" in determining dollar amounts. Massachusetts and New York did not have data available pertaining to this service type.

Home Modifications

Maximum costs per year from three states were used with focus on the states bordering or in closest proximity to Connecticut for comparison purposes. The service of Minor Home Modification was the primary service used for comparability purposes.

Connecticut Home Care Rate Study Analysis & Summary

January 26, 2015

Of the three states used, Connecticut's maximum cost per year varies while Vermont allows up to \$750 yearly. Maryland provides for a total of \$15,000 maximum over a three year period in combination with Technology. Virginia uses "individual consideration" in determining dollar amounts. Massachusetts and New York did not have data available pertaining to this service type.