


State of Connecticut



Annual Report of Long-Term Care Facility Cost Year 2017

Name of Facility (as licensed) New Horizons Inc. d/b/a Cherry Brook HCC	
Address (No. & Street, City, State, Zip Code) 102 Dyer Avenue, Canton, CT 06019	
Type of Facility	
<input checked="" type="checkbox"/> Chronic and Convalescent Nursing Home only (CCNH) <input type="checkbox"/> Rest Home with Nursing Supervision only (RHNS) <input type="checkbox"/> (Specify)	
Report for Year Beginning 10/1/2016	Report for Year Ending 9/30/2017

License Numbers:	CCNH 2125C	RHNS	(Specify)	Medicare Provider No. 07-5396
------------------	---------------	------	-----------	----------------------------------

Medicaid Provider Numbers:	CCNH 2125C	RHNS	ICF-MR
----------------------------	---------------	------	--------

For Department Use Only

Sequence Number Assigned	Signed and Notarized	Date Received	Sequence Number Assigned	Signed and Notarized	Date Received



**MYERS AND
STAUFFER, LLC**
CERTIFIED PUBLIC ACCOUNTANTS

December 11, 2013

Mr. Michael E. Mosier
Chief Financial Officer
Athena Health Care Systems
135 South Road
Farmington, CT 06032

Subject: Alternative Annual Report Approval

Dear Mr. Mosier:

This letter is a follow-up to your verbal approval regarding your request for alternative annual report utilization. We have reviewed your request for approval of the Athena Health Care Systems version of the 2013 Annual Report for the State of Connecticut. Based on our review, your version of the annual report has been approved.

It is not necessary to request approval on an annual basis. This approval will remain in effect until modifications have been made to the Annual Report by the Department of Social Services. The provider community will be notified should such changes occur. At that time, you will be required to submit a new request for approval based on the modified annual report.

Should you have any questions, please feel free to contact me at (860) 687-0790.

Sincerely,

Brittany L. Hester, Administrative Assistant

CC: Claudette B. Pickens, CPA
CC: Chris Lavigne

DEDICATED TO GOVERNMENT HEALTH PROGRAMS

7 Waterside Crossing, Ste 202 | Windsor, CT 06095
PH 860.687.0790 | PH 855.716.9377 | FX 860.687.0810
www.mslc.com

Table of Contents

General Information - Administrator's/Owner's Certification	1
General Information and Questionnaire - Data Required for Real Wage Adjustment	1A
General Information and Questionnaire - Type of Facility - Organization Structure	2
General Information and Questionnaire - Partners	3
General Information and Questionnaire - Corporate Owners	3A
General Information and Questionnaire - Individual Proprietorship	3B
General Information and Questionnaire - Related Parties	4
General Information and Questionnaire - Basis for Allocation of Costs	5
General Information and Questionnaire - Leases	6
General Information and Questionnaire - Accounting Basis	7
Schedule of Resident Statistics	8
Schedule of Resident Statistics (Cont'd)	9
A. Report of Expenditures - Salaries & Wages	10
Schedule A1 - Salary Information for Operators/Owners; Administrators, Assistant Administrators and Other Relatives	11
Schedule A1 - Salary Information for Operators/Owners; Administrators, Assistant Administrators and Other Relatives (Cont'd)	12
B. Report of Expenditures - Professional Fees	13
Report of Expenditures - Schedule B-1 - Information Required for Individual(s) Paid on Fee for Service Basis	14
C. Expenditures Other than Salaries - Administrative and General	15
C. Expenditures Other than Salaries (Cont'd) - Administrative and General	16
Schedule C-1 - Management Services	17
C. Expenditures Other than Salaries (Cont'd) - Dietary	18
C. Expenditures Other than Salaries (Cont'd) - Laundry	19
C. Expenditures Other than Salaries (Cont'd) - Housekeeping and Resident Care	20
Report of Expenditures - Schedule C-2 - Individuals or Firms Providing Services by Contract	21
C. Expenditures Other than Salaries (Cont'd) - Maintenance and Property	22
Depreciation Schedule	23
Amortization Schedule	24
C. Expenditures Other than Salaries (Cont'd) - Property Questionnaire	25
C. Expenditures Other than Salaries (Cont'd) - Interest	26
C. Expenditures Other than Salaries (Cont'd) - Interest and Insurance	27
D. Adjustments to Statement of Expenditures	28
D. Adjustments to Statement of Expenditures (Cont'd)	29
F. Statement of Revenue	30
G. Balance Sheet	31
G. Balance Sheet (Cont'd)	32
G. Balance Sheet (Cont'd)	33
G. Balance Sheet (Cont'd)	34
G. Balance Sheet (Cont'd)	35
H. Changes in Total Net Worth	36
I. Preparer's/Reviewer's Certification	37

General Information

Name of Facility (as licensed)	License No.	Report for Year Ended	Page	of
New Horizons Inc. d/b/a Cherry Brook HCC	2125C	9/30/2017	1	37




Administrator's/Owner's Certification

MISREPRESENTATION OR FALSIFICATION OF ANY INFORMATION CONTAINED IN THIS COST REPORT MAY BE PUNISHABLE BY FINE AND/OR IMPRISONMENT UNDER STATE OR FEDERAL LAW.

I HEREBY CERTIFY that I have read the above statement and that I have examined the accompanying Cost Report and supporting schedules prepared for New Horizons Inc. d/b/a Cherry Brook HCC [facility name] for the cost report period beginning October 01, 2016 and ending September 30, 2017, and that to the best of my knowledge and belief, it is a true, correct, and complete statement prepared from the books and records of the provider(s) in accordance with applicable instructions.

I hereby certify that I have directed the preparation of the attached General Information and Questionnaires, Schedule of Resident Statistics, Statements of Reported Expenditures, Statements of Revenues and the related Balance Sheet of this Facility in accordance with the Reporting Requirements of the State of Connecticut for the year ended as specified above.

I have read this Report and hereby certify that the information provided is true and correct to the best of my knowledge under penalties of perjury. I also certify that all salary and non-salary expenses presented in this Report as a basis for securing reimbursement for Title XIX and/or other State assisted residents were incurred to provide resident care in this Facility. All supporting records for the expenses recorded have been retained as required by Connecticut law and will be made available to auditors upon request.

Signed (Administrator)		Date	Signed (Owner)		Date
		2-9-18			2-9-18
Printed Name (Administrator)			Printed Name (Owner)		
Jacob S. Bompastore			Robert Maher		
Subscribed and Sworn to before me:	State of	Date	Signed (Notary Public)	Comm. Expires	
	CT	2-9-18		6/30/21	
Address of Notary Public			505 Pensfield Hill Rd Portland CT 06480		

(Notary Seal)

State of Connecticut
Department of Social Services
 25 Sigourney Street, Hartford, Connecticut 06106

Data Required for Real Wage Adjustment			Page 1A	of 37
Name of Facility New Horizons Inc. d/b/a Cherry Brook HCC	Period Covered:	From 10/1/2016	To 9/30/2017	
Address of Facility 102 Dyer Avenue, Canton, CT 06019				
Report Prepared By Athena Health Care Associates, Inc	Phone Number (860) 751-3900	Date 2/9/2018		
Item	Total	CCNH	RHNS	(Specify)
1. Dietary wages paid..... \$				
2. Laundry wages paid..... \$				
3. Housekeeping wages paid..... \$				
4. Nursing wages paid..... \$				
5. All other wages paid..... \$				
6. Total Wages Paid \$				
7. Total salaries paid..... \$				
8. Total Wages and Salaries Paid (As per page 10 of Report) \$				

Wages - Compensation computed on an hourly wage rate.

Salaries - Compensation computed on a weekly or other basis which does not generally vary, based on the number of hours worked.

DO NOT include Fringe Benefit Costs.

General Information and Questionnaire
Type of Facility - Organization Structure

Phone No. of Facility 860-693-7777	Report for Year Ended 09/30/17	Page 2	of 37
--	--	------------------	-----------------

Name of Facility (as shown on license) New Horizons Inc. d/b/a Cherry Brook HCC	Address (No. & Street, City, State, Zip) 102 Dyer Avenue, Canton, CT 06019
---	--

License Numbers:	CCNH 2125C	RHNS (Specify)	Medicare Provider No. 07-5396
------------------	----------------------	-------------------	---

Type of Facility (Check appropriate box(es))
<input checked="" type="checkbox"/> Chronic and Convalescent Nursing Home only (CCNH) <input type="checkbox"/> Rest Home with Nursing Supervision only (RHNS) <input type="checkbox"/> (Specify)

Type of Ownership (Check appropriate box)
<input type="checkbox"/> PROPRIETORSHIP <input type="checkbox"/> LLC <input type="checkbox"/> PARTNERSHIP <input type="checkbox"/> PROFIT CORP. <input checked="" type="checkbox"/> NON-PROFIT CORP. <input type="checkbox"/> GOVERNMENT <input type="checkbox"/> TRUST

If this facility opened or closed during report year provide:	Date Opened	Date Closed

Has there been any change in ownership or operation during this report year?	<input type="checkbox"/> Yes	<input checked="" type="checkbox"/> No	If "Yes," explain fully.
--	------------------------------	--	--------------------------

Administrator		
Name of Administrator Jacob S. Bompastore	Nursing Home Administrator's License No.:	001979

Other Operators/Owners who are assistant administrators (full or part time) of this facility.		
Name	License No.:	
Not Applicable		

NEW HORIZONS, INC.
BOARD OF DIRECTORS
For the Year May, 2017-2018

Kristin Bojanowski, 860-673-3802
32 Bliss Memorial Road
Unionville, CT 06085
Email: kristinjoy27@att.net

Eric Daniels, Esq., 860-275-8225
Robinson & Cole
One Commercial Plaza
Hartford, CT 06103-3597
Email: EDANIELS@RC.com

Miguel Diaz, 860-675-4060
70 Bliss Memorial Road
Unionville, CT 06085
Email: 1470DiazMiguel@gmail.com

Virginia Gallo, 860-675-3944
42 Bliss Memorial Road
Unionville, CT 06085

Christopher Girard, 860-547-7688
524 Laurel Street
Longmeadow, MA 01106
Email: cfgirard2003@yahoo.com

Gary Gross, 860-675-6775
69 Bliss Memorial Road
Unionville, CT 06085

Mecheal D. Hamilton 860-463-1608
222 Main Street
Farmington, CT 06032
Email: mechd8@gmail.com

Mark Harmon, 860-582-9244 (h)
71 Elizabeth Road, 860-869-8266 (c)
Bristol, CT 06010

Daniel Hincks
President, 860-305-8271(c)
Data Management, 860-677-8586
PO Box 789
Farmington, CT 06034
Email: danhincks@infinityhall.com

Richard Hoch, 860-675-6393
28 Bliss Memorial Road
Unionville, CT 06085

Michael Jennings, 860-707-4222
12E Wiggins Farm Drive
Simsbury, CT 06070
Email: michaelfjennings@yahoo.com

Kathleen Michaud 860-485-9356
25 Bull Road
Harwinton, CT 06791
Email: Kathy_michaud@sbcglobal.net

Paul Mikkelson, 860-651-9106
11 Whitcomb Drive
Simsbury, CT 06070
Email: mikbenefit@comcast.net

Carmen Myers 860-673-6723
71 Bliss Memorial Road
Unionville, CT 06085

Robert Nevers, 860-675-6026
32 Bliss Memorial Road
Unionville, CT 06085
Email: wolf467@aol.com

Davia H. Shepherd, 203-695-1489 (c)
Chippens Hill, 860-582-4645 (w)
Family Health Care Center
665 Terryville Avenue
Bristol, CT 06010
Email: DrDavidShepherd@hotmail.com

Amy Tonucci, 860-675-1335
67 Bliss Memorial Road
Unionville, CT 06085
Email: amyt421@yahoo.com

~~~~~

**Officers:**

**Eric Daniels, Chairman**  
**Christopher Girard, Vice-Chairman**  
**Robert Nevers, Secretary**  
**Daniel Hincks, Treasurer**

### General Information and Questionnaire Individual Proprietorship

|                                          |             |                       |      |    |
|------------------------------------------|-------------|-----------------------|------|----|
| Name of Facility                         | License No. | Report for Year Ended | Page | of |
| New Horizons Inc. d/b/a Cherry Brook HCC | 2125C       | 9/30/2017             | 3B   | 37 |

If this facility is owned or operated as an individual proprietorship, provide the following information:

Owner(s) of Facility

Not Applicable

## General Information and Questionnaire Related Parties\*

| Name of Facility                                                                                                                                                                                                                                                                                                                                                                                                             | License No.                                  | Report for Year Ended                               | Page                                | of                                                 |                                  |
|------------------------------------------------------------------------------------------------------------------------------------------------------------------------------------------------------------------------------------------------------------------------------------------------------------------------------------------------------------------------------------------------------------------------------|----------------------------------------------|-----------------------------------------------------|-------------------------------------|----------------------------------------------------|----------------------------------|
| New Horizons Inc. d/b/a Cherry Brook HCC                                                                                                                                                                                                                                                                                                                                                                                     | 2125C                                        | 9/30/2017                                           | 4                                   | 37                                                 |                                  |
| Are any individuals receiving compensation from the facility related through marriage, ability to control, ownership, family or business association? <span style="float: right;"> <input type="checkbox"/> Yes <input checked="" type="checkbox"/> No                 </span>                                                                                                                                               |                                              |                                                     |                                     |                                                    |                                  |
| Are any individuals or companies which provide goods or services, including the rental of property or the loaning of funds to this facility, related through family association, common ownership, control, or business association to any of the owners, operators, or officials of this facility? <span style="float: right;"> <input checked="" type="checkbox"/> Yes <input type="checkbox"/> No                 </span> |                                              |                                                     |                                     |                                                    |                                  |
| If "Yes," provide the Name/Address and complete the information on Page 11 of the report.                                                                                                                                                                                                                                                                                                                                    |                                              |                                                     |                                     |                                                    |                                  |
| If "Yes," provide the following information:                                                                                                                                                                                                                                                                                                                                                                                 |                                              |                                                     |                                     |                                                    |                                  |
| Name of Related Individual or Company                                                                                                                                                                                                                                                                                                                                                                                        | Business Address                             | Also Provides Goods/Services to Non-Related Parties |                                     | Indicate Where Costs are Included in Annual Report | Actual Cost to the Related Party |
|                                                                                                                                                                                                                                                                                                                                                                                                                              |                                              | Yes                                                 | No                                  |                                                    |                                  |
| New Horizons, Inc. and New Horizons Village                                                                                                                                                                                                                                                                                                                                                                                  | 37 Bliss Memorial Rd, Collinsville, CT 06085 | <input type="checkbox"/>                            | <input checked="" type="checkbox"/> | P 15, Lia7, P22, L6a, P L5,1d & 1e                 | \$113,857                        |
|                                                                                                                                                                                                                                                                                                                                                                                                                              |                                              | <input type="checkbox"/>                            | <input type="checkbox"/>            |                                                    |                                  |
|                                                                                                                                                                                                                                                                                                                                                                                                                              |                                              | <input type="checkbox"/>                            | <input type="checkbox"/>            |                                                    |                                  |
|                                                                                                                                                                                                                                                                                                                                                                                                                              |                                              | <input type="checkbox"/>                            | <input type="checkbox"/>            |                                                    |                                  |
|                                                                                                                                                                                                                                                                                                                                                                                                                              |                                              | <input type="checkbox"/>                            | <input type="checkbox"/>            |                                                    |                                  |
|                                                                                                                                                                                                                                                                                                                                                                                                                              |                                              | <input type="checkbox"/>                            | <input type="checkbox"/>            |                                                    |                                  |
|                                                                                                                                                                                                                                                                                                                                                                                                                              |                                              | <input type="checkbox"/>                            | <input type="checkbox"/>            |                                                    |                                  |
|                                                                                                                                                                                                                                                                                                                                                                                                                              |                                              | <input type="checkbox"/>                            | <input type="checkbox"/>            |                                                    |                                  |
|                                                                                                                                                                                                                                                                                                                                                                                                                              |                                              | <input type="checkbox"/>                            | <input type="checkbox"/>            |                                                    |                                  |
|                                                                                                                                                                                                                                                                                                                                                                                                                              |                                              | <input type="checkbox"/>                            | <input type="checkbox"/>            |                                                    |                                  |

\* Use additional sheets if necessary.  
 \*\* Provide the percentage amount of revenue received from non-related parties.

**General Information and Questionnaire**  
**Basis for Allocation of Costs**

|                                          |             |                       |      |    |
|------------------------------------------|-------------|-----------------------|------|----|
| Name of Facility                         | License No. | Report for Year Ended | Page | of |
| New Horizons Inc. d/b/a Cherry Brook HCC | 2125C       | 9/30/2017             | 5    | 37 |

If the facility is licensed as CDH and/or RCH or provides AIDS or TBI services with special Medicaid rates, costs must be allocated to CCNH and RHNS as follows:

| Item                                           | Method of Allocation                                                                                                                                                           |
|------------------------------------------------|--------------------------------------------------------------------------------------------------------------------------------------------------------------------------------|
| Dietary.....                                   | Number of meals served to residents                                                                                                                                            |
| Laundry.....                                   | Number of pounds processed                                                                                                                                                     |
| Housekeeping.....                              | Number of square feet serviced                                                                                                                                                 |
| Nursing.....                                   | Number of hours of routine care provided by EACH employee classification, i.e., Director (or Charge Nurse), Registered Nurses, Licensed Practical Nurses, Aides and Attendants |
| Direct Resident Care Consultants.....          | Number of hours of resident care provided by EACH specialist (See listing page 13)                                                                                             |
| Maintenance and operation of plant.....        | Square feet                                                                                                                                                                    |
| Property costs (depreciation).....             | Square feet                                                                                                                                                                    |
| Employee health and welfare.....               | Gross salaries                                                                                                                                                                 |
| Management services.....                       | Appropriate cost center involved                                                                                                                                               |
| All other General Administrative expenses..... | Total of Direct and Allocated Costs                                                                                                                                            |

The preparer of this report must answer the following questions applicable to the cost information provided.

1. In the preparation of this Report, were all costs allocated as required?  Yes  No If "No," explain fully why such allocation was not made.

**Not Applicable**

2. Explain the allocation of related company expenses and attach copy of appropriate supporting data.

**Not Applicable**

3. Did the Facility appropriately allocate and self-disallow direct and indirect costs to non-nursing home cost centers? (e.g., Assisted Living, Home Health, Outpatient Services, Adult Day Care Services, etc.)

Yes  No If "No," explain fully why such allocation was not made.

**Outpatient Services**

## General Information and Questionnaire Leases (Excluding Real Property)

**Operating Leases** - Include all long-term leases for motor vehicles and equipment that have not been capitalized. Short-term leases or as needed rentals should not be included in these amounts.

| Name of Facility                                                  | License No.                 | Report for Year Ended |                | Page of                                                  |                       |
|-------------------------------------------------------------------|-----------------------------|-----------------------|----------------|----------------------------------------------------------|-----------------------|
|                                                                   |                             | 9/30/2017             |                |                                                          | 6   37                |
| Name and Address of Lessor                                        | Description of Items Leased | Date of Lease**       | Term of Lease  | Annual Amount of Lease                                   | Annual Amount Claimed |
|                                                                   |                             |                       |                |                                                          |                       |
| New Horizons Inc. d/b/a Cherry Brook HCC                          | 2125C                       |                       |                |                                                          |                       |
| Pitney Bowes, 60 Wellington Rd, Milford, CT 06484                 | Postal Equipment            | 11/22/13              | Annual Renewal | \$1,026                                                  | \$1,026               |
| LEAF                                                              | Copiers                     | 02/06/13              | 48 months      | \$9,836                                                  | \$9,836               |
| Hewlett Packard Financial Service Co.                             | Equipment                   | 06/27/13              | 60 months      | \$5,436                                                  | \$5,436               |
|                                                                   |                             |                       |                |                                                          |                       |
|                                                                   |                             |                       |                |                                                          |                       |
|                                                                   |                             |                       |                |                                                          |                       |
|                                                                   |                             |                       |                |                                                          |                       |
|                                                                   |                             |                       |                |                                                          |                       |
|                                                                   |                             |                       |                |                                                          |                       |
|                                                                   |                             |                       |                |                                                          |                       |
|                                                                   |                             |                       |                |                                                          |                       |
|                                                                   |                             |                       |                |                                                          |                       |
|                                                                   |                             |                       |                |                                                          |                       |
| <b>Is a Mileage Log Book Maintained for All Leased Vehicles ?</b> |                             |                       |                | <input type="checkbox"/> Yes <input type="checkbox"/> No | <b>Total ***</b>      |
|                                                                   |                             |                       |                |                                                          | \$16,298              |

\* Refer to Page 4 for definition of related. If "Yes," transaction should be reported on Page 4 also.  
 \*\* Attach copies of newly acquired leases.  
 \*\*\* Amount should agree to Page 22, Line 6e.

**General Information and Questionnaire**  
**Accounting Basis**

|                                                                 |                      |                                    |           |          |
|-----------------------------------------------------------------|----------------------|------------------------------------|-----------|----------|
| Name of Facility<br>New Horizons Inc. d/b/a Cherry Brook<br>HCC | License No.<br>2125C | Report for Year Ended<br>9/30/2017 | Page<br>7 | of<br>37 |
|-----------------------------------------------------------------|----------------------|------------------------------------|-----------|----------|

The records of this facility for the period covered by this report were maintained on the following basis:

Accrual     Cash     Modified Cash

Is the accounting basis for this period the same as for the previous period?     Yes     No If "No," explain.

**Independent Accounting Firm**

|                                                                        |                                                                                                                                     |
|------------------------------------------------------------------------|-------------------------------------------------------------------------------------------------------------------------------------|
| Name of Accounting Firm<br>1 CohnReznick LLP<br>2 Marcum LLP<br>3<br>4 | Address (No. & Street, City, State, Zip Code)<br>350 Church Street, Hartford, CT 06103<br>555 Long Wharf Drive, New Haven, CT 06511 |
|------------------------------------------------------------------------|-------------------------------------------------------------------------------------------------------------------------------------|

Services Provided by This Firm (*describe fully*)

|                               |                                          |
|-------------------------------|------------------------------------------|
| 1 Audit & Year End Financials | \$ 28,500                                |
| 2 Medicare Cost report        | \$ 2,700                                 |
| 3                             | \$ -                                     |
| 4                             | \$ -                                     |
|                               | Charge for Services Provided<br>\$31,200 |

Are These Charges Reflected in the Expenditure Portion of This Report? If Yes, Specify Expense Classification and Line No.

Yes     No    **Pg 15, Line1d**

**Legal Services Information**

|                                                                                                            |                                  |
|------------------------------------------------------------------------------------------------------------|----------------------------------|
| Name of Legal Firm or Independent Attorney<br>1 State Marshall<br>2 Goldman, Gruder & Woods<br>3<br>4<br>5 | Telephone Number<br>203-899-8900 |
|------------------------------------------------------------------------------------------------------------|----------------------------------|

Address (*No. & Street, City, State, Zip Code*)

1  
2 200 Connecticut Ave, Norwalk, CT  
3  
4  
5

Services Provided by This Firm (*describe fully*)

|                               |                                         |
|-------------------------------|-----------------------------------------|
| 1 Conservatorship: Disallowed | \$ 295                                  |
| 2 Collections: Disallowed     | \$ 5,187                                |
| 3                             | \$ -                                    |
| 4                             | \$ -                                    |
| 5                             | \$ -                                    |
|                               | Charge for Services Provided<br>\$5,482 |

Are These Charges Reflected in the Expenditure Portion of This Report? If Yes, Specify Expense Classification and Line No.

Yes     No    **Pg 15, Line1e**

**Schedule of Resident Statistics**

| Name of Facility                                                                                       |                  | License No.      |                  | Report for Year Ended |                       | Page          | of   |           |                      |              |      |           |
|--------------------------------------------------------------------------------------------------------|------------------|------------------|------------------|-----------------------|-----------------------|---------------|------|-----------|----------------------|--------------|------|-----------|
| New Horizons Inc. d/b/a Cherry Brook HCC                                                               |                  | 2125C            |                  | 09/30/17              |                       | 8             | 37   |           |                      |              |      |           |
|                                                                                                        | Total All Levels | Total CCNH Level | Total RHNS Level | Total (Specify)       | Period 10/1 Thru 6/30 |               |      |           | Period 7/1 Thru 9/30 |              |      |           |
|                                                                                                        |                  |                  |                  |                       | Total                 | CCNH          | RHNS | (Specify) | Total                | CCNH         | RHNS | (Specify) |
| 1. Certified Bed Capacity                                                                              |                  |                  |                  |                       |                       |               |      |           |                      |              |      |           |
| A. On last day of PREVIOUS report period.....                                                          | 100              | 100              |                  |                       | 100                   | 100           |      |           | 100                  | 100          |      |           |
| B. On last day of THIS report period.....                                                              | 100              | 100              |                  |                       | 100                   | 100           |      |           | 100                  | 100          |      |           |
| 2. Number of Residents                                                                                 |                  |                  |                  |                       |                       |               |      |           |                      |              |      |           |
| A. As of midnight of PREVIOUS report period.....                                                       | 98               | 98               |                  |                       | 96                    | 96            |      |           | 98                   | 98           |      |           |
| B. As of midnight of THIS report period.....                                                           | 98               | 98               |                  |                       | 97                    | 97            |      |           | 98                   | 98           |      |           |
| 3. Total Number of Days Care Provided During Period                                                    |                  |                  |                  |                       |                       |               |      |           |                      |              |      |           |
| A. Medicare.....                                                                                       | 5,105            | 5,105            |                  |                       | 4,028                 | 4,028         |      |           | 1,077                | 1,077        |      |           |
| B. Medicaid (Conn.).....                                                                               | 24,918           | 24,918           |                  |                       | 18,313                | 18,313        |      |           | 6,605                | 6,605        |      |           |
| C. Medicaid (other states).....                                                                        |                  |                  |                  |                       |                       |               |      |           |                      |              |      |           |
| D. Private Pay.....                                                                                    | 5,012            | 5,012            |                  |                       | 3,918                 | 3,918         |      |           | 1,094                | 1,094        |      |           |
| E. State SSI for RCH.....                                                                              |                  |                  |                  |                       |                       |               |      |           |                      |              |      |           |
| F. Other (Specify)           Managed Care                                                              | 375              | 375              |                  |                       | 254                   | 254           |      |           | 121                  | 121          |      |           |
| G. Total Care Days During Period (3A thru F).....                                                      | 35,410           | 35,410           |                  |                       | 26,513                | 26,513        |      |           | 8,897                | 8,897        |      |           |
| 4. Total Number of Days Not Included in Figures in 3G for Which Revenue Was Received for Reserved Beds |                  |                  |                  |                       |                       |               |      |           |                      |              |      |           |
| A. Medicaid Bed Reserve Days.....                                                                      | 248              | 248              |                  |                       | 198                   | 198           |      |           | 50                   | 50           |      |           |
| B. Other Bed Reserve Days.....                                                                         | 95               | 95               |                  |                       | 50                    | 50            |      |           | 45                   | 45           |      |           |
| 5. <b>Total Resident Days (3G + 4A + 4B).....</b>                                                      | <b>35,753</b>    | <b>35,753</b>    |                  |                       | <b>26,761</b>         | <b>26,761</b> |      |           | <b>8,992</b>         | <b>8,992</b> |      |           |

**Schedule of Resident Statistics (Cont'd)**

|                                                                         |                             |                                           |                  |                 |
|-------------------------------------------------------------------------|-----------------------------|-------------------------------------------|------------------|-----------------|
| Name of Facility<br><b>New Horizons Inc. d/b/a Cherry Brook<br/>HCC</b> | License No.<br><b>2125C</b> | Report for Year Ended<br><b>9/30/2017</b> | Page<br><b>9</b> | of<br><b>37</b> |
|-------------------------------------------------------------------------|-----------------------------|-------------------------------------------|------------------|-----------------|

4. Were there any changes in the certified bed capacity during the report year?  YES  NO  
 If "YES", provide the following information:

| Date of Change | Place of Change |      |                  | Change in Beds |     |     |        |     |     | Capacity After Change |      |           | Reason for Change |
|----------------|-----------------|------|------------------|----------------|-----|-----|--------|-----|-----|-----------------------|------|-----------|-------------------|
|                | CCNH            | RHNS | (Specify)<br>(3) | Lost           |     |     | Gained |     |     | CCNH                  | RHNS | (Specify) |                   |
|                |                 |      |                  | (1)            | (2) | (3) | (1)    | (2) | (3) |                       |      |           |                   |
|                |                 |      |                  |                |     |     |        |     |     |                       |      |           |                   |
|                |                 |      |                  |                |     |     |        |     |     |                       |      |           |                   |
|                |                 |      |                  |                |     |     |        |     |     |                       |      |           |                   |

5. If there was any change in certified bed capacity during the report year (as reported in item 4 above) provide the number of RESIDENT DAYS for 90 days following the change.

| Change in Resident Days | CCNH | RHNS | (Specify) |
|-------------------------|------|------|-----------|
| 1st change.....         |      |      |           |
| 2nd change.....         |      |      |           |
| 3rd change.....         |      |      |           |
| 4th change.....         |      |      |           |

6. Number of Residents and Rates on September 30 of Cost Year

| Item                      | Medicare | Medicaid |      | Self-Pay |      |           | Other State Assisted |        |
|---------------------------|----------|----------|------|----------|------|-----------|----------------------|--------|
|                           | CCNH     | CCNH     | RHNS | CCNH     | RHNS | (Specify) | R.C.H.               | ICF-MR |
| No. of Residents          | 9        | 72       |      | 12       |      |           | 5                    |        |
| Per Diem Rate             |          |          |      |          |      |           |                      |        |
| a. One bed rm.            | 548.17   | 243.30   |      | 516.00   |      |           | 443.73               |        |
| b. Two bed rms.           | 548.17   | 243.30   |      | 504.00   |      |           | 443.73               |        |
| c. Three or more bed rms. |          |          |      |          |      |           |                      |        |

7. Total Number of Physical Therapy Treatments

|                                             | TOTAL  | CCNH   | RHNS | (Specify) |
|---------------------------------------------|--------|--------|------|-----------|
| A. Medicare - Part B                        | 11,400 | 11,400 |      |           |
| B. Medicaid (Exclusive of Part B)           |        |        |      |           |
| 1. Maintenance Treatments                   | 502    | 502    |      |           |
| 2. Restorative Treatments                   |        |        |      |           |
| C. Other                                    | 13,715 | 13,715 |      |           |
| D. <b>Total Physical Therapy Treatments</b> | 25,617 | 25,617 |      |           |

8. Total Number of Speech Therapy Treatments

|                                           | TOTAL | CCNH  | RHNS | (Specify) |
|-------------------------------------------|-------|-------|------|-----------|
| A. Medicare - Part B                      | 971   | 971   |      |           |
| B. Medicaid (Exclusive of Part B)         |       |       |      |           |
| 1. Maintenance Treatments                 | 8     | 8     |      |           |
| 2. Restorative Treatments                 |       |       |      |           |
| C. Other                                  | 1,141 | 1,141 |      |           |
| D. <b>Total Speech Therapy Treatments</b> | 2,120 | 2,120 |      |           |

9. Total Number of Occupational Therapy Treatments

|                                                 | TOTAL  | CCNH   | RHNS | (Specify) |
|-------------------------------------------------|--------|--------|------|-----------|
| A. Medicare - Part B                            | 7,833  | 7,833  |      |           |
| B. Medicaid (Exclusive of Part B)               |        |        |      |           |
| 1. Maintenance Treatments                       | 449    | 449    |      |           |
| 2. Restorative Treatments                       |        |        |      |           |
| C. Other                                        | 14,136 | 14,136 |      |           |
| D. <b>Total Occupational Therapy Treatments</b> | 22,418 | 22,418 |      |           |



**Report of Expenditures - Salaries & Wages**

| Name of Facility                                                                                                                           | License No.          | Report for Year Ended | Page | of    |           |       |
|--------------------------------------------------------------------------------------------------------------------------------------------|----------------------|-----------------------|------|-------|-----------|-------|
| New Horizons Inc. d/b/a Cherry Brook HCC                                                                                                   | 2125C                | 9/30/2017             | 10   | 37    |           |       |
| Are time records maintained by all individuals receiving compensation? <input checked="" type="checkbox"/> Yes <input type="checkbox"/> No |                      |                       |      |       |           |       |
|                                                                                                                                            | Total Cost and Hours |                       |      |       |           |       |
| Item                                                                                                                                       | CCNH                 | Hours                 | RHNS | Hours | (Specify) | Hours |
| <b>A. Salaries and Wages*</b>                                                                                                              |                      |                       |      |       |           |       |
| 1. Operators/Owners (Complete also Sec. I of Schedule A1)                                                                                  |                      |                       |      |       |           |       |
| 2. Administrator(s) (Complete also Sec. III of Schedule A1)                                                                                | 106,824              | 2,056                 |      |       |           |       |
| 3. Assistant Administrator (Complete also Sec. IV of Schedule A1)                                                                          |                      |                       |      |       |           |       |
| 4. Other Administrative Salaries (telephone operator, clerks, receptionists, etc.)                                                         | 234,128              | 10,697                |      |       |           |       |
| 5. Dietary Service                                                                                                                         |                      |                       |      |       |           |       |
| a. Head Dietitian                                                                                                                          |                      |                       |      |       |           |       |
| b. Food Service Supervisor                                                                                                                 | 56,026               | 2,075                 |      |       |           |       |
| c. Dietary Workers                                                                                                                         | 314,081              | 25,192                |      |       |           |       |
| 6. Housekeeping Service                                                                                                                    |                      |                       |      |       |           |       |
| a. Head Housekeeper                                                                                                                        | 47,645               | 1,981                 |      |       |           |       |
| b. Other Housekeeping Workers                                                                                                              | 196,889              | 16,088                |      |       |           |       |
| 7. Repairs & Maintenance Services                                                                                                          |                      |                       |      |       |           |       |
| a. Engineer or Chief of Maintenance                                                                                                        | 61,916               | 2,146                 |      |       |           |       |
| b. Other Maintenance Workers                                                                                                               | 43,325               | 2,262                 |      |       |           |       |
| 8. Laundry Service                                                                                                                         |                      |                       |      |       |           |       |
| a. Supervisor                                                                                                                              |                      |                       |      |       |           |       |
| b. Other Laundry Workers                                                                                                                   | 92,792               | 7,532                 |      |       |           |       |
| 9. Barber and Beautician Services                                                                                                          |                      |                       |      |       |           |       |
| 10. Protective Services                                                                                                                    |                      |                       |      |       |           |       |
| 11. Accounting Services                                                                                                                    |                      |                       |      |       |           |       |
| a. Head Accountant                                                                                                                         |                      |                       |      |       |           |       |
| b. Other Accountants                                                                                                                       |                      |                       |      |       |           |       |
| 12. Professional Care of Residents                                                                                                         |                      |                       |      |       |           |       |
| a. Directors and Assistant Director of Nurses                                                                                              | 175,917              | 3,409                 |      |       |           |       |
| b. RN                                                                                                                                      |                      |                       |      |       |           |       |
| 1. Direct Care                                                                                                                             | 601,336              | 16,209                |      |       |           |       |
| 2. Administrative**                                                                                                                        | 405,657              | 13,461                |      |       |           |       |
| c. LPN                                                                                                                                     |                      |                       |      |       |           |       |
| 1. Direct Care                                                                                                                             | 808,046              | 25,937                |      |       |           |       |
| 2. Administrative**                                                                                                                        |                      |                       |      |       |           |       |
| d. Aides and Attendants                                                                                                                    | 1,322,967            | 74,681                |      |       |           |       |
| e. Physical Therapists                                                                                                                     | 605,243              | 18,088                |      |       |           |       |
| f. Speech Therapists                                                                                                                       | 69,299               | 1,462                 |      |       |           |       |
| g. Occupational Therapists                                                                                                                 | 358,638              | 9,784                 |      |       |           |       |
| h. Recreation Workers                                                                                                                      | 104,225              | 6,112                 |      |       |           |       |
| i. Physicians                                                                                                                              |                      |                       |      |       |           |       |
| 1. Medical Director                                                                                                                        |                      |                       |      |       |           |       |
| 2. Utilization Review                                                                                                                      |                      |                       |      |       |           |       |
| 3. Resident Care***                                                                                                                        |                      |                       |      |       |           |       |
| 4. Other (Specify)                                                                                                                         |                      |                       |      |       |           |       |
| j. Dentists                                                                                                                                |                      |                       |      |       |           |       |
| k. Pharmacists                                                                                                                             |                      |                       |      |       |           |       |
| l. Podiatrists                                                                                                                             |                      |                       |      |       |           |       |
| m. Social Workers/Case Management                                                                                                          | 145,517              | 4,890                 |      |       |           |       |
| n. Marketing                                                                                                                               |                      |                       |      |       |           |       |
| o. Other (Specify)                                                                                                                         |                      |                       |      |       |           |       |
| <i>A-13. Total Salary Expenditures</i>                                                                                                     | 5,750,471            | 244,062               |      |       |           |       |

\* Do not include in this section any expenditures paid to persons who receive a fee for services rendered or who are paid on a contract basis.

\*\* Administrative - costs and hours associated with the following positions: MDS Coordinator, Inservice Training Coordinator and Infection Control Nurse. Such costs shall be included in the direct care category for the purposes of rate setting.

\*\*\* This item is not reimbursable to facility. For Title 19 residents, doctors should bill DSS directly. Also, any costs for Title 18 and/or other private pay residents must be removed on Page 28.

Schedule of Other Salaries and Wages (Page 10)

| Position     | \$<br>CCNH | Hours<br>CCNH | \$<br>RHNS | Hours<br>RHNS | \$<br>(Specify) | Hours<br>(Specify) |
|--------------|------------|---------------|------------|---------------|-----------------|--------------------|
|              |            |               |            |               |                 |                    |
|              |            |               |            |               |                 |                    |
|              |            |               |            |               |                 |                    |
|              |            |               |            |               |                 |                    |
|              |            |               |            |               |                 |                    |
|              |            |               |            |               |                 |                    |
|              |            |               |            |               |                 |                    |
|              |            |               |            |               |                 |                    |
|              |            |               |            |               |                 |                    |
|              |            |               |            |               |                 |                    |
|              |            |               |            |               |                 |                    |
|              |            |               |            |               |                 |                    |
|              |            |               |            |               |                 |                    |
|              |            |               |            |               |                 |                    |
| <b>Total</b> | \$ -       | -             | \$ -       | -             | \$ -            | -                  |

Schedule of Physician: Other Fees (Page 13)

| Service                | \$<br>CCNH | Hours<br>CCNH | \$<br>RHNS | Hours<br>RHNS | \$<br>(Specify) | Hours<br>(Specify) |
|------------------------|------------|---------------|------------|---------------|-----------------|--------------------|
| Medical Staff Meetings | \$ 1,950   | 13            |            |               |                 |                    |
|                        |            |               |            |               |                 |                    |
|                        |            |               |            |               |                 |                    |
|                        |            |               |            |               |                 |                    |
|                        |            |               |            |               |                 |                    |
|                        |            |               |            |               |                 |                    |
|                        |            |               |            |               |                 |                    |
|                        |            |               |            |               |                 |                    |
|                        |            |               |            |               |                 |                    |
|                        |            |               |            |               |                 |                    |
|                        |            |               |            |               |                 |                    |
|                        |            |               |            |               |                 |                    |
| <b>Total</b>           | \$ 1,950   | 13            | \$ -       | -             | \$ -            | -                  |

Schedule of Other Fees (Page 13)

| Service      | \$<br>CCNH | Hours<br>CCNH | \$<br>RHNS | Hours<br>RHNS | \$<br>(Specify) | Hours<br>(Specify) |
|--------------|------------|---------------|------------|---------------|-----------------|--------------------|
|              |            |               |            |               |                 |                    |
|              |            |               |            |               |                 |                    |
|              |            |               |            |               |                 |                    |
|              |            |               |            |               |                 |                    |
|              |            |               |            |               |                 |                    |
|              |            |               |            |               |                 |                    |
|              |            |               |            |               |                 |                    |
|              |            |               |            |               |                 |                    |
|              |            |               |            |               |                 |                    |
|              |            |               |            |               |                 |                    |
|              |            |               |            |               |                 |                    |
|              |            |               |            |               |                 |                    |
| <b>Total</b> | \$ -       | -             | \$ -       | -             | \$ -            | -                  |

**Schedule A1 - Salary Information for Operators/Owners; Administrators,  
 Assistant Administrators and Other Related Parties\***

| Name of Facility                                                                                                                                                                                      | License No. |                | Report for Year Ended                                  |                                       | Page               | of                            |                                            |                    |                       |
|-------------------------------------------------------------------------------------------------------------------------------------------------------------------------------------------------------|-------------|----------------|--------------------------------------------------------|---------------------------------------|--------------------|-------------------------------|--------------------------------------------|--------------------|-----------------------|
|                                                                                                                                                                                                       | 2125C       | 9/30/2017      | 11                                                     | 37                                    |                    |                               |                                            |                    |                       |
| Name                                                                                                                                                                                                  | Salary Paid |                | Fringe Benefits and/or Other Payments (describe fully) | Full Description of Services Rendered | Total Hours Worked | Line Where Claimed on Page 10 | Name and Address of All Other Employment** | Total Hours Worked | Compensation Received |
|                                                                                                                                                                                                       | CCNH        | RHNS (Specify) |                                                        |                                       |                    |                               |                                            |                    |                       |
| <b>Section I - Operators/Owners</b>                                                                                                                                                                   |             |                |                                                        |                                       |                    |                               |                                            |                    |                       |
| Not Applicable                                                                                                                                                                                        |             |                |                                                        |                                       |                    |                               |                                            |                    |                       |
|                                                                                                                                                                                                       |             |                |                                                        |                                       |                    |                               |                                            |                    |                       |
|                                                                                                                                                                                                       |             |                |                                                        |                                       |                    |                               |                                            |                    |                       |
| <b>Section II - Other related parties of Operators/Owners employed in and paid by facility (EXCEPT those who may be the Administrator or Assistant Administrators who are identified on Page 12).</b> |             |                |                                                        |                                       |                    |                               |                                            |                    |                       |
| Not Applicable                                                                                                                                                                                        |             |                |                                                        |                                       |                    |                               |                                            |                    |                       |
|                                                                                                                                                                                                       |             |                |                                                        |                                       |                    |                               |                                            |                    |                       |
|                                                                                                                                                                                                       |             |                |                                                        |                                       |                    |                               |                                            |                    |                       |
|                                                                                                                                                                                                       |             |                |                                                        |                                       |                    |                               |                                            |                    |                       |

\* No allowance for salaries will be considered unless full information is provided. Use additional sheets if required.  
 \*\* Include all employment worked during the cost year.

**Schedule A1 - Salary Information for Operators/Owners; Administrators, Assistant Administrators and Other Related Parties\***

| Name of Facility (as licensed)               |             | License No.    |                                                        | Report for Year Ended                               |                    | Page                          | of                                         |                    |                       |
|----------------------------------------------|-------------|----------------|--------------------------------------------------------|-----------------------------------------------------|--------------------|-------------------------------|--------------------------------------------|--------------------|-----------------------|
| New Horizons Inc. d/b/a Cherry Brook HCC     |             | 2125C          |                                                        | 9/30/2017                                           |                    | 12                            | 37                                         |                    |                       |
| Name                                         | Salary Paid |                | Fringe Benefits and/or Other Payments (describe fully) | Full Description of Services Rendered               | Total Hours Worked | Line Where Claimed on Page 10 | Name and Address of All Other Employment** | Total Hours Worked | Compensation Received |
|                                              | CCNH        | RHNS (Specify) |                                                        |                                                     |                    |                               |                                            |                    |                       |
| <b>Section III - Administrators***</b>       |             |                |                                                        |                                                     |                    |                               |                                            |                    |                       |
| Jacob S. Bompastore (10/1/2016 - 9/30/2017)  | 106,824     |                | Health & life insurances, Payroll Taxes                | Day to day operations of the nursing home facility. | 2,056              | A2                            |                                            |                    |                       |
|                                              |             |                |                                                        |                                                     |                    |                               |                                            |                    |                       |
|                                              |             |                |                                                        |                                                     |                    |                               |                                            |                    |                       |
| <b>Section IV - Assistant Administrators</b> |             |                |                                                        |                                                     |                    |                               |                                            |                    |                       |
|                                              |             |                |                                                        |                                                     |                    |                               |                                            |                    |                       |
|                                              |             |                |                                                        |                                                     |                    |                               |                                            |                    |                       |
|                                              |             |                |                                                        |                                                     |                    |                               |                                            |                    |                       |
|                                              |             |                |                                                        |                                                     |                    |                               |                                            |                    |                       |

\* No allowance for salaries will be considered unless full information is provided. Use additional sheets if required.  
 \*\* Include all other employment worked during the cost year.  
 \*\*\* If more than one Administrator is reported, include dates of employment for each.

**B. Report of Expenditures - Professional Fees**

| Name of Facility                                                                                                                  | License No.    | Report for Year Ended | Page | of    |           |       |
|-----------------------------------------------------------------------------------------------------------------------------------|----------------|-----------------------|------|-------|-----------|-------|
| New Horizons Inc. d/b/a Cherry Brook HCC                                                                                          | 2125C          | 9/30/2017             | 13   | 37    |           |       |
| <b>Total Cost and Hours</b>                                                                                                       |                |                       |      |       |           |       |
| Item                                                                                                                              | CCNH           | Hours                 | RHNS | Hours | (Specify) | Hours |
| <b>*B. Direct care consultants paid on a fee for service basis in lieu of salary (For all such services complete Schedule B1)</b> |                |                       |      |       |           |       |
| 1. Dietitian.....                                                                                                                 | 23,603         | 665                   |      |       |           |       |
| 2. Dentist.....                                                                                                                   | 3,600          | 23                    |      |       |           |       |
| 3. Pharmacist.....                                                                                                                | 8,657          | 122                   |      |       |           |       |
| 4. Podiatrist.....                                                                                                                |                |                       |      |       |           |       |
| 5. Physical Therapy                                                                                                               |                |                       |      |       |           |       |
| a. Resident Care.....                                                                                                             |                |                       |      |       |           |       |
| b. Other.....                                                                                                                     |                |                       |      |       |           |       |
| 6. Social Worker.....                                                                                                             |                |                       |      |       |           |       |
| 7. Recreation Worker.....                                                                                                         |                |                       |      |       |           |       |
| 8. Physicians                                                                                                                     |                |                       |      |       |           |       |
| a. Medical Director (entire facility).....                                                                                        | 46,800         | 271                   |      |       |           |       |
| b. Utilization Review (Title 18 and 19 only) monthly meeting                                                                      |                |                       |      |       |           |       |
| c. Resident Care**.....                                                                                                           |                |                       |      |       |           |       |
| d. Administrative Services facility                                                                                               |                |                       |      |       |           |       |
| 1. Infection Control Committee (Quarterly meetings)                                                                               |                |                       |      |       |           |       |
| 2. Pharmaceutical Committee (Quarterly meetings)                                                                                  |                |                       |      |       |           |       |
| 3. Staff Development Committee (Once annually)                                                                                    |                |                       |      |       |           |       |
| e. Other (Specify) See Attached Schedule                                                                                          | 1,950          | 13                    |      |       |           |       |
| 9. Speech Therapist                                                                                                               |                |                       |      |       |           |       |
| a. Resident Care.....                                                                                                             | 2,694          | 9                     |      |       |           |       |
| b. Other.....                                                                                                                     |                |                       |      |       |           |       |
| 10. Occupational Therapist                                                                                                        |                |                       |      |       |           |       |
| a. Resident Care.....                                                                                                             |                |                       |      |       |           |       |
| b. Other.....                                                                                                                     |                |                       |      |       |           |       |
| 11. Nurses and aides and attendants                                                                                               |                |                       |      |       |           |       |
| a. RN                                                                                                                             |                |                       |      |       |           |       |
| 1. Direct Care                                                                                                                    | 37,209         | 495                   |      |       |           |       |
| 2. Administrative***                                                                                                              | 10,000         |                       |      |       |           |       |
| b. LPN                                                                                                                            |                |                       |      |       |           |       |
| 1. Direct Care                                                                                                                    | 137,357        | 2,604                 |      |       |           |       |
| 2. Administrative***                                                                                                              |                |                       |      |       |           |       |
| c. Aides.....                                                                                                                     | 310,077        | 13,949                |      |       |           |       |
| d. Other.....                                                                                                                     |                |                       |      |       |           |       |
| 12. Other (Specify) See Attached Schedule                                                                                         |                |                       |      |       |           |       |
| <b>B-13 Total Fees Paid in Lieu of Salaries</b>                                                                                   | <b>581,947</b> | <b>18,151</b>         |      |       |           |       |

\* Do not include in this section management consultants or services which must be reported on Page 16 item M-12 and supported by required information, Page 17.  
 \*\* This item is not reimbursable to facility. For Title 19 residents, doctors should bill DSS directly. Also, any costs for Title 18 and/or other private pay residents must be removed on Page 28.  
 \*\*\* Administrative - costs and hours associated with the following positions: MDS Coordinator, Inservice Training Coordinator and Infection Control Nurse. Such costs shall be included in the direct care category for the purposes of rate setting.

**Report of Expenditures**  
**Schedule B1 - Information Required for Individual(s) Paid on Fee for Service Basis\***

| Name of Facility                                                      |                             | License No.                              | Report for Year Ended               |                             | Page | of |
|-----------------------------------------------------------------------|-----------------------------|------------------------------------------|-------------------------------------|-----------------------------|------|----|
| New Horizons Inc. d/b/a Cherry Brook HCC                              |                             | 2125C                                    | 9/30/2017                           |                             | 14   | 37 |
| Name & Address of Individual                                          | Full Explanation of Service | Related** to Owners, Operators, Officers |                                     | Explanation of Relationship |      |    |
|                                                                       |                             | Yes                                      | No                                  |                             |      |    |
| Patricia Messina, RD, 27 Fox Run Road, Unionville, CT 06085           | Dietician                   | <input type="checkbox"/>                 | <input checked="" type="checkbox"/> |                             |      |    |
| Ready Nurse, P.O.Box 301076, Dallas, TX 75303-1076                    | nurse Pool                  | <input type="checkbox"/>                 | <input checked="" type="checkbox"/> |                             |      |    |
| Gary Miller MD, 61 Bradley St, Bristol, CT 06010                      | Medical Director            | <input type="checkbox"/>                 | <input checked="" type="checkbox"/> |                             |      |    |
| Omnicare 525 Knotter Drive Cheshire, CT 06410                         | Pharmacy Consultant         | <input type="checkbox"/>                 | <input checked="" type="checkbox"/> |                             |      |    |
| Amor Lomibao, 71 Spenser St, Winsted, CT 06098                        | Sub-acute Medical Director  | <input type="checkbox"/>                 | <input checked="" type="checkbox"/> |                             |      |    |
| The Nurse Network, 653 Main Street, Plainville, CT 06479              | Nurse Pool                  | <input type="checkbox"/>                 | <input checked="" type="checkbox"/> |                             |      |    |
| H&R Healthcare, 1750 Oakwood Street, Lakewood, NJ 08701               | Nurse Pool                  | <input type="checkbox"/>                 | <input checked="" type="checkbox"/> |                             |      |    |
| Matthew P. Keefe, 93 Atwater Road, Collinsville, CT                   | Dentist                     | <input type="checkbox"/>                 | <input checked="" type="checkbox"/> |                             |      |    |
| Vista Behavioral Health, LLC 152 Simsbury Rd Bldg 9 Avon, CT 06001    | Medical Staff               | <input type="checkbox"/>                 | <input checked="" type="checkbox"/> |                             |      |    |
| Maxim Staffing Solutions, 12558 Collections Center, Chicago, IL 60693 | Nurse Pool                  | <input type="checkbox"/>                 | <input checked="" type="checkbox"/> |                             |      |    |
| Swallowing Diagnostics, LLC, 21 Waterville Rd., Avonm, CT 06001       | Speech Therapy services     | <input type="checkbox"/>                 | <input checked="" type="checkbox"/> |                             |      |    |
| Leanne Carlson, 561 High Road, Kensington, CT 06037                   | Dietician                   | <input type="checkbox"/>                 | <input checked="" type="checkbox"/> |                             |      |    |
| MASSTEX, 3 Electronics Ave, Danvers, MA                               | Speech Therapy Services     | <input type="checkbox"/>                 | <input checked="" type="checkbox"/> |                             |      |    |
| Bristol Hospital, PO Box 977, Bristol, CT                             | Speech Therapy Services     | <input type="checkbox"/>                 | <input checked="" type="checkbox"/> |                             |      |    |
|                                                                       |                             | <input type="checkbox"/>                 | <input type="checkbox"/>            |                             |      |    |
|                                                                       |                             | <input type="checkbox"/>                 | <input type="checkbox"/>            |                             |      |    |
|                                                                       |                             | <input type="checkbox"/>                 | <input type="checkbox"/>            |                             |      |    |
|                                                                       |                             | <input type="checkbox"/>                 | <input type="checkbox"/>            |                             |      |    |
|                                                                       |                             | <input type="checkbox"/>                 | <input type="checkbox"/>            |                             |      |    |
|                                                                       |                             | <input type="checkbox"/>                 | <input type="checkbox"/>            |                             |      |    |
|                                                                       |                             | <input type="checkbox"/>                 | <input type="checkbox"/>            |                             |      |    |
|                                                                       |                             | <input type="checkbox"/>                 | <input type="checkbox"/>            |                             |      |    |

\* Use additional sheets if necessary.  
 \*\* Refer to Page 4 for definition of related.

**C. Expenditures Other Than Salaries - Administrative and General**

| Name of Facility                                                                                                        | License No.  | Report for Year Ended |      | Page      | of |
|-------------------------------------------------------------------------------------------------------------------------|--------------|-----------------------|------|-----------|----|
| New Horizons Inc. d/b/a Cherry Brook HCC                                                                                | 2125C        | 9/30/2017             |      | 15        | 37 |
| Item                                                                                                                    | Total        | CCNH                  | RHNS | (Specify) |    |
| 1. Administrative and General                                                                                           |              |                       |      |           |    |
| a. Employee Health & Welfare Benefits                                                                                   |              |                       |      |           |    |
| 1. Workmen's Compensation.....                                                                                          | \$ 185,949   | 185,949               |      |           |    |
| 2. Disability Insurance.....                                                                                            | \$           |                       |      |           |    |
| 3. Unemployment Insurance.....                                                                                          | \$ 62,683    | 62,683                |      |           |    |
| 4. Social Security (F.I.C.A.).....                                                                                      | \$ 426,421   | 426,421               |      |           |    |
| 5. Health Insurance.....                                                                                                | \$ 837,799   | 837,799               |      |           |    |
| 6. Life Insurance (employees only)<br>(not-owners and not-operators).....                                               | \$           |                       |      |           |    |
| 7. Pensions (Non-Discriminatory)<br>(not-owners and not-operators).....                                                 | \$ 106,530   | 106,530               |      |           |    |
| 8. Uniform Allowance.....                                                                                               | \$           |                       |      |           |    |
| 9. Other ( <i>Specify</i> ).....<br>See Attached Schedule                                                               | \$           |                       |      |           |    |
| b. Personal Retirement Plans, Pensions, and<br>Profit Sharing Plans for Owners and<br>Operators (Discriminatory)* ..... | \$           |                       |      |           |    |
| c. Bad Debts*.....                                                                                                      | \$ 58,870    | 58,870                |      |           |    |
| d. Accounting and Auditing.....                                                                                         | \$ 31,200    | 31,200                |      |           |    |
| e. Legal ( <i>Services should be fully described on Page 7</i> )                                                        | \$ 5,482     | 5,482                 |      |           |    |
| f. Insurance on Lives of Owners and<br>Operators ( <i>Specify</i> )*.....                                               | \$           |                       |      |           |    |
| g. Office Supplies.....                                                                                                 | \$ 47,108    | 47,108                |      |           |    |
| h. Telephone and Cellular Phones.....                                                                                   |              |                       |      |           |    |
| 1. Telephone & Pagers.....                                                                                              | \$ 18,060    | 18,060                |      |           |    |
| 2. Cellular Phones.....                                                                                                 | \$ 2,547     | 2,547                 |      |           |    |
| i. Appraisal ( <i>Specify purpose and<br/>        attach copy</i> )*.....                                               | \$           |                       |      |           |    |
| j. Corporation Business Taxes ( <i>franchise tax</i> ).                                                                 | \$           |                       |      |           |    |
| k. Other Taxes ( <i>Not related to property - See Page 22</i> )                                                         |              |                       |      |           |    |
| 1. Income*.....                                                                                                         | \$           |                       |      |           |    |
| 2. Other ( <i>Specify</i> )<br>See Attached Schedule                                                                    | \$           |                       |      |           |    |
| 3. Resident Day User Fee                                                                                                | \$ 643,548   | 643,548               |      |           |    |
| <b>Subtotal</b>                                                                                                         | \$ 2,426,197 | 2,426,197             |      |           |    |

\* Facility should self-disallow the expense on Page 28 of the Cost Report.

(Carry Subtotals forward to next page)

Schedule of Other Employee Benefits

| Description  | CCNH | RHNS | (Specify) |
|--------------|------|------|-----------|
|              |      |      |           |
|              |      |      |           |
|              |      |      |           |
|              |      |      |           |
|              |      |      |           |
|              |      |      |           |
|              |      |      |           |
|              |      |      |           |
|              |      |      |           |
|              |      |      |           |
|              |      |      |           |
|              |      |      |           |
|              |      |      |           |
|              |      |      |           |
|              |      |      |           |
|              |      |      |           |
|              |      |      |           |
|              |      |      |           |
|              |      |      |           |
|              |      |      |           |
|              |      |      |           |
|              |      |      |           |
| <b>Total</b> | \$ - | \$ - | \$ -      |

Schedule of Other Taxes

| Description  | CCNH | RHNS | (Specify) |
|--------------|------|------|-----------|
|              |      |      |           |
|              |      |      |           |
|              |      |      |           |
|              |      |      |           |
| <b>Total</b> | \$ - | \$ - | \$ -      |



### C. Expenditures Other Than Salaries (cont'd) - Administrative and General

| Name of Facility                                                                                                    | License No. | Report for Year Ended |                  | Page | of        |
|---------------------------------------------------------------------------------------------------------------------|-------------|-----------------------|------------------|------|-----------|
| New Horizons Inc. d/b/a Cherry Brook HCC                                                                            | 2125C       | 9/30/2017             |                  | 16   | 37        |
| Item                                                                                                                |             | Total                 | CCNH             | RHNS | (Specify) |
| <b>Subtotals Brought Forward:</b>                                                                                   |             | 2,426,197             | 2,426,197        |      |           |
| <b>l. Travel and Entertainment</b>                                                                                  |             |                       |                  |      |           |
| 1. Resident Travel and Entertainment.....                                                                           | \$          |                       |                  |      |           |
| 2. Holiday Parties for Staff.....                                                                                   | \$          | 3,515                 | 3,515            |      |           |
| 3. Gifts to Staff and Residents.....                                                                                | \$          | 26,840                | 26,840           |      |           |
| 4. Employee Travel.....                                                                                             | \$          | 911                   | 911              |      |           |
| 5. Education Expenses Related to Seminars and Conventions                                                           | \$          | 5,264                 | 5,264            |      |           |
| 6. Automobile Expense (not purchase or depreciation).....                                                           | \$          | 267                   | 267              |      |           |
| 7. Other (Specify).....                                                                                             | \$          |                       |                  |      |           |
| See Attached Schedule                                                                                               |             |                       |                  |      |           |
| <b>m. Other Administrative and General Expenses</b>                                                                 |             |                       |                  |      |           |
| 1. Advertising Help Wanted (all such expenses).....                                                                 | \$          | 7,575                 | 7,575            |      |           |
| 2. Advertising Telephone Directory (all such expenses)***                                                           | \$          | 900                   | 900              |      |           |
| 3. Advertising Other (Specify)***.....                                                                              | \$          | 24,858                | 24,858           |      |           |
| See Attached Schedule                                                                                               |             |                       |                  |      |           |
| 4. Fund-Raising***.....                                                                                             | \$          |                       |                  |      |           |
| 5. Medical Records.....                                                                                             | \$          |                       |                  |      |           |
| 6. Barber and Beauty Supplies (if this service is supplied directly and not by contract or fee for service)***..... | \$          | 35                    | 35               |      |           |
| 7. Postage.....                                                                                                     | \$          | 8,637                 | 8,637            |      |           |
| * 8. Dues and Membership Fees to Professional Associations (Specify).....                                           | \$          | 9,728                 | 9,728            |      |           |
| See Attached Schedule                                                                                               |             |                       |                  |      |           |
| 8a. Dues to Chamber of Commerce & Other Non-Allowable Org.***                                                       | \$          |                       |                  |      |           |
| 9. Subscriptions.....                                                                                               | \$          |                       |                  |      |           |
| 10. Contributions***.....                                                                                           | \$          |                       |                  |      |           |
| See Attached Schedule                                                                                               |             |                       |                  |      |           |
| 11. Services Provided by Contract (Specify and Complete Schedule C-2, Page 21 for each firm or individual)          | \$          |                       |                  |      |           |
| 12. Administrative Management Services**.....                                                                       | \$          | 171,600               | 171,600          |      |           |
| 13. Other (Specify).....                                                                                            | \$          | 64,150                | 64,150           |      |           |
| See Attached Schedule                                                                                               |             |                       |                  |      |           |
| <b>C-14 Total Administrative &amp; General Expenditures</b>                                                         | <b>\$</b>   | <b>2,750,477</b>      | <b>2,750,477</b> |      |           |

\* Do not include Subscriptions, which should go in item 9.  
 \*\* Schedule C-1, Page 17 must be fully completed or this expenditure will not be allowed.  
 \*\*\* Facility should self-disallow the expense on Page 28 of the Cost Report.

Schedule of Other Travel and Entertainment

| Description                                 | CCNH | RHNS | (Specify) |
|---------------------------------------------|------|------|-----------|
|                                             |      |      |           |
|                                             |      |      |           |
|                                             |      |      |           |
|                                             |      |      |           |
| <b>Total Other Travel and Entertainment</b> | \$ - | \$ - | \$ -      |

Schedule of Other Advertising

| Description                    | CCNH      | RHNS | (Specify) |
|--------------------------------|-----------|------|-----------|
| Promotional                    | \$ 24,858 |      |           |
|                                |           |      |           |
|                                |           |      |           |
| <b>Total Other Advertising</b> | \$ 24,858 | \$ - | \$ -      |

Schedule of Dues

| Description       | CCNH     | RHNS | (Specify) |
|-------------------|----------|------|-----------|
| Leading Age CT    | \$ 9,333 |      |           |
| ACHCA             | \$ 310   |      |           |
| ALTCFM            | \$ 85    |      |           |
|                   |          |      |           |
|                   |          |      |           |
|                   |          |      |           |
|                   |          |      |           |
| <b>Total Dues</b> | \$ 9,728 | \$ - | \$ -      |

Schedule of Contributions

| Description                | CCNH | RHNS | (Specify) |
|----------------------------|------|------|-----------|
|                            |      |      |           |
|                            |      |      |           |
|                            |      |      |           |
| <b>Total Contributions</b> | \$ - | \$ - | \$ -      |

Schedule of Other Administrative and General

| Description                                   | CCNH      | RHNS | (Specify) |
|-----------------------------------------------|-----------|------|-----------|
| ST of CT-Annual License renewal               | \$ 1,416  |      |           |
| Bank Charges                                  | \$ 7,743  |      |           |
| Payroll Processing Fees                       | \$ 17,067 |      |           |
| Employee Physicals/background checks          | \$ 8,669  |      |           |
| CMP case#2017-01-LTC-078                      | \$ 2,316  |      |           |
|                                               |           |      |           |
| Energy audit                                  | \$ 198    |      |           |
| Data Processing Fees                          | \$ 26,741 |      |           |
|                                               |           |      |           |
| <b>Total Other Administrative and General</b> | \$ 64,150 | \$ - | \$ -      |

**Schedule C-1 - Management Services\***

| Name of Facility                                                         | License No.                       | Report for Year Ended                       | Page of                                                          |
|--------------------------------------------------------------------------|-----------------------------------|---------------------------------------------|------------------------------------------------------------------|
| New Horizons Inc. d/b/a Cherry Brook HCC                                 | 2125C                             | 9/30/2017                                   | 17   37                                                          |
| Name & Address of Individual or Company Supplying Service                | Cost of Management Service        | Full Description of Mgmt. Service Provided  | Indicate Where Costs are Included in Annual Report Page #/Line # |
| Athena Health Care Assoc., Inc<br>135 South Road<br>Farmington, CT 06032 | \$223,200                         | Contract Attached to a<br>Prior Year        | See Below                                                        |
| Allocation of the above                                                  | \$147,312<br>\$35,712<br>\$40,176 | Admin/Gen 66%<br>Indirect 16%<br>Direct 18% | Pg 16, Line 12<br>Pg 18, Line 2C<br>Pg 20, Line 5J               |
| Athena Health Care Assoc., Inc<br>135 South Road<br>Farmington, CT 06032 | \$24,288                          | Admin/Gen - Other exp                       | Pg 16, Line 12                                                   |
|                                                                          |                                   |                                             |                                                                  |
|                                                                          |                                   |                                             |                                                                  |
|                                                                          |                                   |                                             |                                                                  |

\* In addition to management fees reported on page 16, line m12 include any additional management company charges or allocations of home office overhead costs reported elsewhere in the Annual Report.

**C. Expenditures Other Than Salaries (cont'd) - Dietary Basis for Allocation of Costs**  
**(See Note on Page 5)**

| Name of Facility                                                                                                                    | License No.                             | Report for Year Ended                  |      | Page      | of                               |
|-------------------------------------------------------------------------------------------------------------------------------------|-----------------------------------------|----------------------------------------|------|-----------|----------------------------------|
| New Horizons Inc. d/b/a Cherry Brook HCC                                                                                            | 2125C                                   | 9/30/2017                              |      | 18        | 37                               |
| Item                                                                                                                                | Total                                   | CCNH                                   | RHNS | (Specify) |                                  |
| 2. Dietary                                                                                                                          |                                         |                                        |      |           |                                  |
| a. In-House Preparation & Service                                                                                                   |                                         |                                        |      |           |                                  |
| 1. Raw Food.....                                                                                                                    | \$ 221,614                              | 221,614                                |      |           |                                  |
| 2. Non-Food Supplies.....                                                                                                           | \$ 23,474                               | 23,474                                 |      |           |                                  |
| 3. Other (Specify) _____                                                                                                            | \$ _____                                |                                        |      |           |                                  |
| b. Purchased Services (by contract other than through Management Services) (Complete Schedule C-2 att. Page 21)                     | \$ _____                                |                                        |      |           |                                  |
| c. Management Services** .....                                                                                                      | \$ 35,712                               | 35,712                                 |      |           |                                  |
| d. Other (Specify) _____                                                                                                            | \$ _____                                |                                        |      |           |                                  |
| <b>2E. Total Dietary Expenditures (2a + b + c + d)</b>                                                                              | <b>\$ 280,800</b>                       | <b>280,800</b>                         |      |           |                                  |
| 2F. Dietary Questionnaire                                                                                                           | Total                                   | CCNH                                   | RHNS | (Specify) |                                  |
| G. Resident Meals: Total no. of meals served per day:*                                                                              | 291                                     | 291                                    |      |           |                                  |
| H. Is cost of employee meals included in 2E?                                                                                        | <input checked="" type="checkbox"/> Yes | <input type="checkbox"/> No            |      |           |                                  |
| I. Did you receive revenue from employees?                                                                                          | <input type="checkbox"/> Yes            | <input checked="" type="checkbox"/> No |      |           | If yes, specify amount.          |
| J. Where is the revenue received reported in the Cost Report? (Page/Line Item)                                                      |                                         |                                        |      |           |                                  |
| K. Is cost of meals provided to persons other than employees or residents (i.e., Board Members, Guests) included in 2E?             | <input checked="" type="checkbox"/> Yes | <input type="checkbox"/> No            |      |           | If yes, specify cost. = \$4151   |
| L. Is any revenue collected from these people?                                                                                      | <input checked="" type="checkbox"/> Yes | <input type="checkbox"/> No            |      |           | If yes, specify amount. = \$2165 |
| M. Where is the revenue received reported in the Cost Report? (Page/Line Item)                                                      |                                         |                                        |      |           | <b>18,2a</b>                     |
| N. Is cost of food (other than meals, e.g., snacks at monthly staff meetings, board meetings) provided to employees included in 2E? | <input type="checkbox"/> Yes            | <input checked="" type="checkbox"/> No |      |           | If yes, specify cost.            |
| O. Is any revenue collected from employees?                                                                                         | <input type="checkbox"/> Yes            | <input checked="" type="checkbox"/> No |      |           | If yes, specify amount.          |
| P. Where is the revenue received reported in the Cost Report? (Page/Line Item)                                                      |                                         |                                        |      |           |                                  |

\* Count each tray served to a resident at meal time, but do not count liquids or other "between meal" snacks.

\*\* Schedule C-1, Page 17 must be fully completed or this expenditure will not be allowed.

**C. Expenditures Other Than Salaries (cont'd) Laundry-Basis for Allocation of Costs**  
**(See Note on Page 5)**

| Name of Facility                                                                                                       | License No.                  | Report for Year Ended                  | Page                    | of        |
|------------------------------------------------------------------------------------------------------------------------|------------------------------|----------------------------------------|-------------------------|-----------|
| New Horizons Inc. d/b/a Cherry Brook HCC                                                                               | 2125C                        | 9/30/2017                              | 19                      | 37        |
| Item                                                                                                                   | Total                        | CCNH                                   | RHNS                    | (Specify) |
| <b>3. Laundry</b>                                                                                                      |                              |                                        |                         |           |
| <b>a. In-House Processing*</b>                                                                                         | Lbs.                         |                                        |                         |           |
| 1. Bed linens, cubicle curtains, draperies, gowns and other resident care items washed, ironed, and/or processed.***   | Amt. \$                      |                                        |                         |           |
| 2. Employee items including uniforms, gowns, etc. washed, ironed and/or processed.***                                  | Lbs.                         |                                        |                         |           |
|                                                                                                                        | Amt. \$                      |                                        |                         |           |
| 3. Personal clothing of residents washed, ironed, and/or processed.***                                                 | Lbs.                         |                                        |                         |           |
|                                                                                                                        | Amt. \$                      |                                        |                         |           |
| 4. Repair and/or purchase of linens.***                                                                                | Lbs.                         |                                        |                         |           |
|                                                                                                                        | Amt. \$                      | 15,885                                 | 15,885                  |           |
| <b>b. Purchased Services (by contract other than through Management Services) (Complete Schedule C-2 att. Page 21)</b> | \$                           |                                        |                         |           |
| <b>c. Management Services**</b> .....                                                                                  | \$                           |                                        |                         |           |
| <b>d. Other (Specify)</b><br><b>Supplies = \$10,313</b>                                                                | \$                           | 10,313                                 | 10,313                  |           |
| <b>3E. Total Laundry Expenditures (3a + b + c + d)</b>                                                                 | \$                           | 26,198                                 | 26,198                  |           |
| <b>3F. Laundry Questionnaire</b>                                                                                       |                              |                                        |                         |           |
| G. Is cost of employee laundry included in 3E?                                                                         | <input type="checkbox"/> Yes | <input checked="" type="checkbox"/> No | If yes, specify cost.   |           |
| H. Did you receive revenue from employees?                                                                             | <input type="checkbox"/> Yes | <input checked="" type="checkbox"/> No | If yes, specify amount. |           |
| I. Where is the revenue received reported in the Cost Report?                                                          | (Page/Line Item)             |                                        |                         |           |
| J. Is Cost of laundry provided to persons other than employees or residents included in 3E?                            | <input type="checkbox"/> Yes | <input checked="" type="checkbox"/> No | If yes, specify cost.   |           |
| K. Did you receive revenue from these people?                                                                          | <input type="checkbox"/> Yes | <input checked="" type="checkbox"/> No | If yes, specify amount. |           |
| L. Where is the revenue received reported in the Cost Report?                                                          | (Page/Line Item)             |                                        |                         |           |

\* Do not include salaries from page 10 as part of dollar values recorded in 1, 2, 3, and 4.  
 All allocations should add to total recorded in 3E.  
 \*\* Schedule C-1, Page 17 must be fully completed or this expenditure will not be allowed.  
 \*\*\* Pounds of Laundry only required for multi-level facilities.

**C. Expenditures Other Than Salaries (cont'd) - Housekeeping and Resident Care  
 Basis for Allocation of Costs (See Note on Page 5)**

| Name of Facility                                                                                                                     | License No.                      | Report for Year Ended |                | Page | of        |
|--------------------------------------------------------------------------------------------------------------------------------------|----------------------------------|-----------------------|----------------|------|-----------|
| New Horizons Inc. d/b/a Cherry Brook HCC                                                                                             | 2125C                            | 9/30/2017             |                | 20   | 37        |
| Item                                                                                                                                 |                                  | Total                 | CCNH           | RHNS | (Specify) |
| 4. Housekeeping                                                                                                                      | Sq. Ft. Serviced<br>by Personnel |                       |                |      |           |
| a. In-House Care                                                                                                                     |                                  |                       |                |      |           |
| 1. Supplies - Cleaning ( <i>Mops, pails, brooms, etc.</i> )                                                                          | Amt. \$                          | 39,835                | 39,835         |      |           |
| b. Purchased Services ( <i>by contract other than through Management Services</i> )<br>( <i>Complete Schedule C-2 att. Page 21</i> ) | Sq. Ft. Serviced<br>by Personnel |                       |                |      |           |
|                                                                                                                                      | Amt. \$                          |                       |                |      |           |
| c. Management Services*                                                                                                              | \$                               |                       |                |      |           |
| d. Other ( <i>Specify</i> )                                                                                                          | \$                               |                       |                |      |           |
| <b>4E. Total Housekeeping Expenditures (4a + b + c + d)....</b>                                                                      | <b>\$</b>                        | <b>39,835</b>         | <b>39,835</b>  |      |           |
| 5. Resident Care (Supplies)**                                                                                                        |                                  |                       |                |      |           |
| a. Prescription Drugs***                                                                                                             |                                  |                       |                |      |           |
| 1. Own Pharmacy.....                                                                                                                 | \$                               |                       |                |      |           |
| 2. Purchased from<br>Omnicare of Connecticut                                                                                         | \$                               | 301,656               | 301,656        |      |           |
| b. Medicine Cabinet Drugs.....                                                                                                       | \$                               | 3,883                 | 3,883          |      |           |
| c. Medical and Therapeutic Supplies.....                                                                                             | \$                               | 231,660               | 231,660        |      |           |
| d. Ambulance/Limousine*** .....                                                                                                      | \$                               | 12,796                | 12,796         |      |           |
| e. Oxygen                                                                                                                            |                                  |                       |                |      |           |
| 1. For Emergency Use.....                                                                                                            | \$                               |                       |                |      |           |
| 2. Other*** .....                                                                                                                    | \$                               | 30,975                | 30,975         |      |           |
| f. X-rays and Related Radiological<br>Procedures*** .....                                                                            | \$                               | 30,379                | 30,379         |      |           |
| g. Dental ( <i>Not dentists who should be included under salaries or fees</i> ) .....                                                | \$                               |                       |                |      |           |
| h. Laboratory*** .....                                                                                                               | \$                               | 25,694                | 25,694         |      |           |
| i. Recreation.....                                                                                                                   | \$                               | 21,696                | 21,696         |      |           |
| j. Other (Specify)****<br>See Attached Schedule                                                                                      | \$                               | 173,577               | 173,577        |      |           |
| <b>5K. Total Resident Care Expenditures (5a - 5j).....</b>                                                                           | <b>\$</b>                        | <b>832,316</b>        | <b>832,316</b> |      |           |

\* Schedule C-1, Page 17 must be fully completed or this expenditure will not be allowed.

\*\* Do not include any fees to professional staff, these should be reported on Page 13, or, if paid on salary basis, on Page 10.

\*\*\* Facility should self-disallow the expense on Page 29 of the Cost Report.

\*\*\*\* ICFMR's should provide a detailed schedule of all Day Program Costs.

**Schedule of Other Resident Care**

| Description                      | CCNH              | RHNS        | (Specify)   |
|----------------------------------|-------------------|-------------|-------------|
| Management Fee Direct            | \$ 40,176         |             |             |
| Occupational Therapy Supplies    | \$ 1,899          |             |             |
| Physical Therapy Supplies        | \$ 54,909         |             |             |
| Medical Equip Rentals-Other      | \$ 27,508         |             |             |
| Oxygen Concentrator Rentals      | \$ 18,238         |             |             |
| Cable TV Services Expense        | \$ 12,950         |             |             |
| Speech Therapy Supplies          | \$ 471            |             |             |
| Medical Equip Rentals-Medicaid   | \$ 17,426         |             |             |
|                                  |                   |             |             |
|                                  |                   |             |             |
|                                  |                   |             |             |
|                                  |                   |             |             |
|                                  |                   |             |             |
|                                  |                   |             |             |
|                                  |                   |             |             |
|                                  |                   |             |             |
|                                  |                   |             |             |
|                                  |                   |             |             |
|                                  |                   |             |             |
|                                  |                   |             |             |
|                                  |                   |             |             |
|                                  |                   |             |             |
| <b>Total Other Resident Care</b> | <b>\$ 173,577</b> | <b>\$ -</b> | <b>\$ -</b> |

-----

**Report of Expenditures  
 Schedule C-2 - Individuals or Firms Providing Services by Contract \***

| Name of Facility                         |                                                                                   | License No.                               | Report for Year Ended               | Page                                  | of      |      |           |    |      |
|------------------------------------------|-----------------------------------------------------------------------------------|-------------------------------------------|-------------------------------------|---------------------------------------|---------|------|-----------|----|------|
| New Horizons Inc. d/b/a Cherry Brook HCC |                                                                                   | 2125C                                     | 9/30/2017                           | 21                                    | 37      |      |           |    |      |
| Name of Individual or Company            | Address                                                                           | Related ** to Owners, Operators, Officers |                                     | Full Explanation of Service Provided* | CCNH    | RHNS | (Specify) | Pg | Line |
|                                          |                                                                                   | Yes                                       | No                                  |                                       |         |      |           |    |      |
| Riverside Nursery                        | Box 435, Collinsville, CT 06022                                                   | <input type="checkbox"/>                  | <input checked="" type="checkbox"/> | Groundskeeping, Snow Removal          | 34,428  |      |           | 22 | 6f   |
| CWPM                                     | 25 Norton Place, P.O.Box 415, Plainville, CT 135 South Road, Farmington, CT 06032 | <input type="checkbox"/>                  | <input checked="" type="checkbox"/> | Rubbish Removal                       | 18,365  |      |           | 22 | 6f   |
| Athena Health Care Associates            | 100 Corporate Drive, Windsor, CT 525 Knottier Drive, Cheshire, CT 06410           | <input type="checkbox"/>                  | <input checked="" type="checkbox"/> | Management Services                   | 223,200 |      |           | 17 |      |
| ADP                                      |                                                                                   | <input type="checkbox"/>                  | <input checked="" type="checkbox"/> | Payroll Processing                    | 17,067  |      |           | 16 | m13  |
| Value Health Care / Omnicare             |                                                                                   | <input type="checkbox"/>                  | <input checked="" type="checkbox"/> | Pharmacy Services                     | 308,199 |      |           | 20 | 5a2  |
|                                          |                                                                                   | <input type="checkbox"/>                  | <input type="checkbox"/>            |                                       |         |      |           |    |      |
|                                          |                                                                                   | <input type="checkbox"/>                  | <input type="checkbox"/>            |                                       |         |      |           |    |      |
|                                          |                                                                                   | <input type="checkbox"/>                  | <input type="checkbox"/>            |                                       |         |      |           |    |      |
|                                          |                                                                                   | <input type="checkbox"/>                  | <input type="checkbox"/>            |                                       |         |      |           |    |      |
|                                          |                                                                                   | <input type="checkbox"/>                  | <input type="checkbox"/>            |                                       |         |      |           |    |      |
|                                          |                                                                                   | <input type="checkbox"/>                  | <input type="checkbox"/>            |                                       |         |      |           |    |      |
|                                          |                                                                                   | <input type="checkbox"/>                  | <input type="checkbox"/>            |                                       |         |      |           |    |      |
|                                          |                                                                                   | <input type="checkbox"/>                  | <input type="checkbox"/>            |                                       |         |      |           |    |      |
|                                          |                                                                                   | <input type="checkbox"/>                  | <input type="checkbox"/>            |                                       |         |      |           |    |      |
|                                          |                                                                                   | <input type="checkbox"/>                  | <input type="checkbox"/>            |                                       |         |      |           |    |      |
|                                          |                                                                                   | <input type="checkbox"/>                  | <input type="checkbox"/>            |                                       |         |      |           |    |      |

\* List all contracted services over \$10,000. Use additional sheets if necessary.  
 \*\* Refer to Page 4 for definition of related.  
 \*\*\* Please cross-reference amount to the appropriate page in the Annual Report (Pages 16, 18, 19, 20 or 22).



**C. Expenditures Other Than Salaries (cont'd) - Maintenance and Property**

| Name of Facility                                                                                  | License No.    | Report for Year Ended |      |           | Page of |
|---------------------------------------------------------------------------------------------------|----------------|-----------------------|------|-----------|---------|
| New Horizons Inc. d/b/a Cherry Brook HCC                                                          | 2125C          | 9/30/2017             |      |           | 22   37 |
| Item                                                                                              | Total          | CCNH                  | RHNS | (Specify) |         |
| 6. Maintenance & Operation of Plant                                                               |                |                       |      |           |         |
| a. Repairs & Maintenance..... \$                                                                  | 90,190         | 90,190                |      |           |         |
| b. Heat..... \$                                                                                   | 38,845         | 38,845                |      |           |         |
| c. Light & Power..... \$                                                                          | 136,806        | 136,806               |      |           |         |
| d. Water..... \$                                                                                  | 41,492         | 41,492                |      |           |         |
| e. Equipment Lease (Provide detail on page 6)..... \$                                             | 16,298         | 16,298                |      |           |         |
| f. Other (itemize)..... \$                                                                        | 73,969         | 73,969                |      |           |         |
| See Attached Schedule                                                                             |                |                       |      |           |         |
| <b>6g. Total Maint. &amp; Operating Expense (6a - 6f)..... \$</b>                                 | <b>397,600</b> | <b>397,600</b>        |      |           |         |
| 7. Depreciation (complete schedule page 23*)                                                      |                |                       |      |           |         |
| a. Land Improvements..... \$                                                                      | 27,505         | 27,505                |      |           |         |
| b. Building & Building Improvements..... \$                                                       | 323,373        | 323,373               |      |           |         |
| c. Non-Movable Equipment..... \$                                                                  | 10,059         | 10,059                |      |           |         |
| d. Movable Equipment..... \$                                                                      | 65,426         | 65,426                |      |           |         |
| <b>*7e. Total Depreciation Costs (7a + b + c + d)..... \$</b>                                     | <b>426,363</b> | <b>426,363</b>        |      |           |         |
| 8. Amortization (Complete att. Schedule Page 24*)                                                 |                |                       |      |           |         |
| a. Organization Expense..... \$                                                                   |                |                       |      |           |         |
| b. Mortgage Expense..... \$                                                                       | 19,436         | 19,436                |      |           |         |
| c. Leasehold Improvements..... \$                                                                 |                |                       |      |           |         |
| d. Other (Specify)..... \$                                                                        |                |                       |      |           |         |
| <b>*8e. Total Amortization Costs (8a + b + c + d)..... \$</b>                                     | <b>19,436</b>  | <b>19,436</b>         |      |           |         |
| 9. Rental payments on leased real property less<br>real estate taxes included in item 10b..... \$ |                |                       |      |           |         |
| 10. Property Taxes                                                                                |                |                       |      |           |         |
| a. Real estate taxes paid by owner..... \$                                                        | 148,192        | 148,192               |      |           |         |
| b. Real estate taxes paid by lessor..... \$                                                       |                |                       |      |           |         |
| c. Personal property taxes..... \$                                                                | 15,592         | 15,592                |      |           |         |
| <b>11. Total Property Expenses (7e + 8e + 9 + 10)..... \$</b>                                     | <b>609,583</b> | <b>609,583</b>        |      |           |         |

\* Amounts entered in these items must agree with detail on Schedule for Depreciation and Amortization Page 23 and Page 24.

**Schedule of Other Repairs and Maintenance**

| Description                                | CCNH      | RHNS | (Specify) |
|--------------------------------------------|-----------|------|-----------|
| Groundskeeping                             | \$ 10,428 |      |           |
| Rubbish Removal                            | \$ 18,365 |      |           |
| Snow Removal                               | \$ 24,000 |      |           |
| Supplies                                   | \$ 21,176 |      |           |
|                                            |           |      |           |
|                                            |           |      |           |
|                                            |           |      |           |
|                                            |           |      |           |
|                                            |           |      |           |
|                                            |           |      |           |
|                                            |           |      |           |
|                                            |           |      |           |
|                                            |           |      |           |
|                                            |           |      |           |
|                                            |           |      |           |
|                                            |           |      |           |
|                                            |           |      |           |
|                                            |           |      |           |
|                                            |           |      |           |
|                                            |           |      |           |
|                                            |           |      |           |
|                                            |           |      |           |
|                                            |           |      |           |
| <b>Total Other Repairs and Maintenance</b> | \$ 73,969 | \$ - | \$ -      |

**Depreciation Schedule**

| Name of Facility                                                 |  | License No.                       |                    |                        | Report for Year Ended                                      |                                   |                    | Page                       | of                                                         |                                  |             |                            |        |
|------------------------------------------------------------------|--|-----------------------------------|--------------------|------------------------|------------------------------------------------------------|-----------------------------------|--------------------|----------------------------|------------------------------------------------------------|----------------------------------|-------------|----------------------------|--------|
| New Horizons Inc. d/b/a Cherry Brook HCC                         |  | 2125C                             |                    |                        | 9/30/2017                                                  |                                   |                    | 23                         | 37                                                         |                                  |             |                            |        |
| Property Item                                                    |  | Historical Cost Exclusive of Land | Less Salvage Value | Cost to Be Depreciated | Accumulated Depreciation to Beginning of Year's Operations | Method of Computing Depreciation  | Useful Life        | Depreciation for This Year | Totals                                                     |                                  |             |                            |        |
| <b>A. Land Improvements</b>                                      |  |                                   |                    |                        |                                                            |                                   |                    |                            |                                                            |                                  |             |                            |        |
| 1. Acquired prior to this report period                          |  | 266,346                           |                    | 266,346                | 70,018                                                     | S/L                               | Various            | 24,520                     |                                                            |                                  |             |                            |        |
| 2. Disposals (attach schedule)                                   |  |                                   |                    |                        |                                                            |                                   |                    |                            |                                                            |                                  |             |                            |        |
| 3. Acquired during this report period (attach schedule)          |  | 47,760                            |                    | 47,760                 |                                                            | S/L                               | Various            | 2,985                      |                                                            |                                  |             |                            |        |
| A-4. Subtotal.....                                               |  |                                   |                    |                        |                                                            |                                   |                    |                            | 27,505                                                     |                                  |             |                            |        |
| <b>B. Building and Building Improvements</b>                     |  |                                   |                    |                        |                                                            |                                   |                    |                            |                                                            |                                  |             |                            |        |
| 1. Acquired prior to this report period                          |  | 7,646,530                         |                    | 7,646,530              | 4,964,201                                                  | S/L                               | Various            | 323,006                    |                                                            |                                  |             |                            |        |
| 2. Disposals (attach schedule)                                   |  |                                   |                    |                        |                                                            |                                   |                    |                            |                                                            |                                  |             |                            |        |
| 3. Acquired during this report period (attach schedule)          |  | 7,338                             |                    | 7,338                  |                                                            | S/L                               | Various            | 367                        |                                                            |                                  |             |                            |        |
| B-4. Subtotal.....                                               |  |                                   |                    |                        |                                                            |                                   |                    |                            | 323,373                                                    |                                  |             |                            |        |
| <b>C. Non-Movable Equipment</b>                                  |  |                                   |                    |                        |                                                            |                                   |                    |                            |                                                            |                                  |             |                            |        |
| 1. Acquired prior to this report period                          |  | 229,562                           |                    | 229,562                | 157,883                                                    | SL                                | Various            | 9,803                      |                                                            |                                  |             |                            |        |
| 2. Disposals (attach schedule)                                   |  |                                   |                    |                        |                                                            |                                   |                    |                            |                                                            |                                  |             |                            |        |
| 3. Acquired during this report period (attach schedule)          |  | 8,431                             |                    | 8,431                  |                                                            | S/L                               | Various            | 256                        |                                                            |                                  |             |                            |        |
| C-4. Subtotal.....                                               |  |                                   |                    |                        |                                                            |                                   |                    |                            | 10,059                                                     |                                  |             |                            |        |
|                                                                  |  | Is a mileage logbook maintained?  |                    | Date of Acquisition    |                                                            | Historical Cost Exclusive of Land | Less Salvage Value | Cost to Be Depreciated     | Accumulated Depreciation to Beginning of Year's Operations | Method of Computing Depreciation | Useful Life | Depreciation for This Year | Totals |
|                                                                  |  | Yes                               | No                 | Month                  | Year                                                       |                                   |                    |                            |                                                            |                                  |             |                            |        |
| <b>D. Movable Equipment</b>                                      |  |                                   |                    |                        |                                                            |                                   |                    |                            |                                                            |                                  |             |                            |        |
| 1. Motor Vehicles (Specify name, model and year of each vehicle) |  |                                   |                    |                        |                                                            |                                   |                    |                            |                                                            |                                  |             |                            |        |
| a. Ford Van                                                      |  | X                                 |                    | 7                      | 2005                                                       | 6,000                             |                    | 6,000                      | 6,000                                                      | S/L                              | 5 yrs       |                            |        |
| b.                                                               |  |                                   |                    |                        |                                                            |                                   |                    |                            |                                                            |                                  |             |                            |        |
| c.                                                               |  |                                   |                    |                        |                                                            |                                   |                    |                            |                                                            |                                  |             |                            |        |
| d.                                                               |  |                                   |                    |                        |                                                            |                                   |                    |                            |                                                            |                                  |             |                            |        |
| 2. Movable Equipment                                             |  |                                   |                    |                        |                                                            |                                   |                    |                            |                                                            |                                  |             |                            |        |
| a. Acquired prior to this report period                          |  |                                   |                    | 9                      | 2016                                                       | 968,105                           |                    | 968,105                    | 518,603                                                    | S/L                              | Various     | 64,874                     |        |
| b. Disposals (attach schedule)                                   |  |                                   |                    |                        |                                                            |                                   |                    |                            |                                                            |                                  |             |                            |        |
| c. Acquired during this report period (attach schedule)          |  |                                   |                    | 9                      | 2017                                                       | 11,037                            |                    | 11,037                     |                                                            | S/L                              | Various     | 552                        |        |
| D-3. Subtotal.....                                               |  |                                   |                    |                        |                                                            |                                   |                    |                            | 65,426                                                     |                                  |             |                            |        |
| <b>E. Total Depreciation .....</b>                               |  |                                   |                    |                        |                                                            |                                   |                    |                            | <b>426,363</b>                                             |                                  |             |                            |        |

Schedule of Land Improvements Acquired during this report period

| Acquisition Date                             | Description of Item  | Cost             | Useful Life | Depreciation      |
|----------------------------------------------|----------------------|------------------|-------------|-------------------|
| <b>Additions:</b>                            |                      |                  |             |                   |
| Nov-16                                       | parking lot painting | \$ 800           | 8           | \$ 50             |
| Jun-17                                       | parking lot paving   | \$ 44,810        | 8           | \$ 2,801          |
| Aug-17                                       | parking lot painting | \$ 2,150         | 8           | \$ 134            |
| <b>Total additions for Land Improvements</b> |                      | <b>\$ 47,760</b> |             | <b>\$ 2,985</b> * |
| <b>Deletions:</b>                            |                      |                  |             |                   |
| <b>Total deletions for Land Improvements</b> |                      | <b>\$ -</b>      |             | <b>\$ -</b> **    |

\*Ties to Page 23, Line A3

\*\*Ties to Page 23, Line A2

Schedule of Building Improvements Acquired during this report period

| Acquisition Date                                 | Description of Item | Cost            | Useful Life | Depreciation    |
|--------------------------------------------------|---------------------|-----------------|-------------|-----------------|
| <b>Additions:</b>                                |                     |                 |             |                 |
| Feb-17                                           | heat pump           | \$ 7,338        | 10          | \$ 367          |
| <b>Total additions for Building Improvements</b> |                     | <b>\$ 7,338</b> |             | <b>\$ 367</b> * |
| <b>Deletions:</b>                                |                     |                 |             |                 |
| <b>Total deletions for Building Improvements</b> |                     | <b>\$ -</b>     |             | <b>\$ -</b> **  |

\*Ties to Page 23, Line B3

\*\*Ties to Page 23, Line B2

Schedule of Non-Movable Equipment Acquired during this report period

| Acquisition Date                                 | Description of Item | Cost            | Useful Life | Depreciation    |
|--------------------------------------------------|---------------------|-----------------|-------------|-----------------|
| <b>Additions:</b>                                |                     |                 |             |                 |
| Jan-17                                           | generator set       | \$ 2,985        | 20          | \$ 75           |
| Jun-17                                           | water circulator    | \$ 5,446        | 15          | \$ 182          |
| <b>Total additions for Non-Movable Equipment</b> |                     | <b>\$ 8,431</b> |             | <b>\$ 256</b> * |
| <b>Deletions:</b>                                |                     |                 |             |                 |
| <b>Total deletions for Non-Movable Equipment</b> |                     | <b>\$ -</b>     |             | <b>\$ -</b> **  |

\*Ties to Page 23, Line C3

\*\*Ties to Page 23, Line C2



Schedule of Leasehold Improvements Acquired during this report period

| Acquisition Date                                  | Description of Item | Cost | Useful Life | Depreciation |
|---------------------------------------------------|---------------------|------|-------------|--------------|
| <b>Additions:</b>                                 |                     |      |             |              |
|                                                   |                     |      |             |              |
|                                                   |                     |      |             |              |
|                                                   |                     |      |             |              |
|                                                   |                     |      |             |              |
|                                                   |                     |      |             |              |
|                                                   |                     |      |             |              |
|                                                   |                     |      |             |              |
|                                                   |                     |      |             |              |
|                                                   |                     |      |             |              |
|                                                   |                     |      |             |              |
|                                                   |                     |      |             |              |
|                                                   |                     |      |             |              |
|                                                   |                     |      |             |              |
| <b>Total additions for Leasehold Improvements</b> |                     | \$ - |             | \$ - *       |
| <b>Deletions:</b>                                 |                     |      |             |              |
|                                                   |                     |      |             |              |
|                                                   |                     |      |             |              |
|                                                   |                     |      |             |              |
|                                                   |                     |      |             |              |
| <b>Total deletions for Leasehold Improvements</b> |                     | \$ - |             | \$ - **      |

\*Ties to Page 24, Line C3

\*\*Ties to Page 24, Line C2

### Amortization Schedule\*

| Name of Facility                                        |                     |      | License No.            |                      | Report for Year Ended                                |                                    |        | Page                       | of     |
|---------------------------------------------------------|---------------------|------|------------------------|----------------------|------------------------------------------------------|------------------------------------|--------|----------------------------|--------|
| New Horizons Inc. d/b/a Cherry Brook HCC                |                     |      | 2125C                  |                      | 9/30/2017                                            |                                    |        | 24                         | 37     |
| Item                                                    | Date of Acquisition |      | Length of Amortization | Cost to Be Amortized | Accumulated Amort. to Beginning of Year's Operations | Basis for Computing Amortization** | Rate % | Amortization for This Year | Totals |
|                                                         | Month               | Year |                        |                      |                                                      |                                    |        |                            |        |
| <b>A. Organization Expense</b>                          |                     |      |                        |                      |                                                      |                                    |        |                            |        |
| 1.                                                      |                     |      |                        |                      |                                                      |                                    |        |                            |        |
| 2.                                                      |                     |      |                        |                      |                                                      |                                    |        |                            |        |
| 3.                                                      |                     |      |                        |                      |                                                      |                                    |        |                            |        |
| A-4. Subtotal.....                                      |                     |      |                        |                      |                                                      |                                    |        |                            |        |
| <b>B. Mortgage Expense</b>                              |                     |      |                        |                      |                                                      |                                    |        |                            |        |
| 1. <b>Finance Fees-CHEFA</b>                            | 9                   | 1994 | 30 yrs                 | 922,570              | 922,570                                              | SL                                 | 0      |                            |        |
| 2. <b>Finance Fees-Farmington Bank</b>                  | 12                  | 2014 | 10 yrs                 | 194,356              | 35,632                                               | SL                                 | 0      | 19,436                     |        |
| 3.                                                      |                     |      |                        |                      |                                                      |                                    |        |                            |        |
| B-4. Subtotal.....                                      |                     |      |                        |                      |                                                      |                                    |        |                            | 19,436 |
| <b>C. Leasehold Improvements and Other (Specify)</b>    |                     |      |                        |                      |                                                      |                                    |        |                            |        |
| 1. Acquired prior to this report period                 |                     | 2016 | Various                | 390,000              | 325,000                                              |                                    | Var    |                            |        |
| 2. Disposals (attach schedule)                          |                     |      |                        |                      |                                                      |                                    |        |                            |        |
| 3. Acquired during this report period (attach schedule) |                     | 2017 | Various                |                      |                                                      |                                    | Var    |                            |        |
| C-4. Subtotal.....                                      |                     |      |                        |                      |                                                      |                                    |        |                            |        |
| <b>D. Total Amortization .....</b>                      |                     |      |                        |                      |                                                      |                                    |        |                            | 19,436 |

\* Straight-line method must be used.

\*\* Specify which of the following bases were used:

- A. Minimum of 5 years or 60 months.
- B. Life of mortgage; OR
- C. Remaining Life of Lease; OR
- D. Actual Life if owned by Related Party.

**Amortization Schedule - Detail of Leasehold Improvements & Other**

| Name of Facility                           | License No. | Report for Year Ended | Page | of  |
|--------------------------------------------|-------------|-----------------------|------|-----|
| New Horizons Inc. d/b/a Cherry Brook HCC   | 2125C       | 9/30/2017             | 24A  | 37  |
| <b>C. Leasehold Improvements (Specify)</b> |             |                       |      |     |
| 1. Acquired prior to this report period    |             |                       |      |     |
| 2. Disposals (attach schedule)             |             |                       |      |     |
| 3. Acquired during this report period      |             |                       |      |     |
| C-4. Subtotal.....                         |             |                       |      |     |
| <b>C. Other (Specify)</b>                  |             |                       |      |     |
| 1. Intangible-Bed Purchase                 | 15 yrs      | 325,000               |      | 7   |
| 2.                                         |             |                       |      |     |
| C-4. Subtotal.....                         |             |                       |      |     |
| Total Acquired prior to this report period |             | 390,000               |      | Var |
| Total Disposals                            |             |                       |      |     |
| Total Acquired during this report period   |             |                       |      | Var |



### C. Expenditures Other Than Salaries (cont'd) - Property Questionnaire

|                                          |             |                       |      |    |
|------------------------------------------|-------------|-----------------------|------|----|
| Name of Facility                         | License No. | Report for Year Ended | Page | of |
| New Horizons Inc. d/b/a Cherry Brook HCC | 2125C       | 9/30/2017             | 25   | 37 |

**11. Property Questionnaire**

**Part A**

Is the property either owned by the Facility or leased from a Related Party\*?     Yes     No    If "Yes," complete Part B.  
 If "No," complete Part C.

\*If any owner or operator of this facility is related by family, marriage, ownership, ability to control or business association to any person or organization from whom buildings are leased, then it is considered a related party transaction.

| Description                                | Total      |  |  |  |  |
|--------------------------------------------|------------|--|--|--|--|
| 1. Date Land Purchased                     |            |  |  |  |  |
| 2. Date Structure Completed                | 01/14/1993 |  |  |  |  |
| 3. If NOT Original Owner, Date of Purchase |            |  |  |  |  |
| 4. Date of Initial Licensure               | 01/14/93   |  |  |  |  |
| 5. Total Licensed Bed Capacity             | 100        |  |  |  |  |
| 6. Square Footage                          |            |  |  |  |  |
| 7. Acquisition Cost                        |            |  |  |  |  |
| a. Land                                    | 1,000,000  |  |  |  |  |
| b. Building                                | 6,039,220  |  |  |  |  |

| Part B - Owner and Related Parties                                  | 1st Mortgage | 2nd Mortgage | 3rd Mortgage | 4th Mortgage |
|---------------------------------------------------------------------|--------------|--------------|--------------|--------------|
| 1. Financing                                                        |              |              |              |              |
| a. Type of Financing (e.g., fixed, variable)                        | Fixed        |              |              |              |
| b. Date Mortgage Obtained                                           | 12/10/14     |              |              |              |
| c. Interest Rate for the Cost Year                                  | 2.99%        |              |              |              |
| d. Term of Mortgage (number of years)                               | 10           |              |              |              |
| e. Amount of Principal Borrowed                                     | 4,200,000    |              |              |              |
| f. Principal balance outstanding as of 9/30/2017                    | 3,166,885    |              |              |              |
| <b>Complete if Mortgage was Refinanced During Current Cost Year</b> |              |              |              |              |
| g. Type of Financing (e.g., fixed, variable)                        |              |              |              |              |
| h. Date of Refinancing                                              |              |              |              |              |
| i. New Interest Rate                                                |              |              |              |              |
| j. Term of Mortgage (number of years)                               |              |              |              |              |
| k. Amount of Principal Borrowed                                     |              |              |              |              |
| l. Principal Outstanding on Note Paid-Off                           |              |              |              |              |

**Part C - Arms-Length Leases for Real Property Improvements Only**

| Name and Address of Lessor | Property Leased | Date of Lease | Term of Lease | Annual Amount of Lease |
|----------------------------|-----------------|---------------|---------------|------------------------|
|                            |                 |               |               |                        |
|                            |                 |               |               |                        |
|                            |                 |               |               |                        |
|                            |                 |               |               |                        |
|                            |                 |               |               |                        |

**Note:** Be sure required copies of leases are attached to Page 25 and real estate taxes paid by lessor are included on Page 22, Item 10b.

**C. Expenditures Other Than Salaries (cont'd) - Interest**

| Name of Facility                                             |  | License No. | Report for Year Ended |      |           | Page | of |
|--------------------------------------------------------------|--|-------------|-----------------------|------|-----------|------|----|
| New Horizons Inc. d/b/a Cherry Brook<br>HCC                  |  | 2125C       | 9/30/2017             |      |           | 26   | 37 |
| Item                                                         |  | Total       | CCNH                  | RHNS | (Specify) |      |    |
| 12. Interest                                                 |  |             |                       |      |           |      |    |
| A. Building, Land Improvement & Non-Movable<br>Equipment     |  |             |                       |      |           |      |    |
| 1. First Mortgage.....                                       |  | \$ 101,556  | 101,556               |      |           |      |    |
| Name of Lender                                               |  | Rate        |                       |      |           |      |    |
| Farmington Bank                                              |  | 2.99%       |                       |      |           |      |    |
| Address of Lender                                            |  |             |                       |      |           |      |    |
| One Farm Glen Boulevard, Farmington, CT 06032                |  |             |                       |      |           |      |    |
| 2. Second Mortgage.....                                      |  | \$          |                       |      |           |      |    |
| Name of Lender                                               |  | Rate        |                       |      |           |      |    |
| Address of Lender                                            |  |             |                       |      |           |      |    |
| 3. Third Mortgage.....                                       |  | \$          |                       |      |           |      |    |
| Name of Lender                                               |  | Rate        |                       |      |           |      |    |
| Address of Lender                                            |  |             |                       |      |           |      |    |
| 4. Fourth Mortgage.....                                      |  | \$          |                       |      |           |      |    |
| Name of Lender                                               |  | Rate        |                       |      |           |      |    |
| Address of Lender                                            |  |             |                       |      |           |      |    |
| 5. CHEFA Loan Information                                    |  |             |                       |      |           |      |    |
| 1. Original Loan Amount.....                                 |  | \$          |                       |      |           |      |    |
| 2. Loan Origination Date.....                                |  |             |                       |      |           |      |    |
| 3. Interest Rate %.....                                      |  |             |                       |      |           |      |    |
| 4. Term.....                                                 |  |             |                       |      |           |      |    |
| 5. CHEFA Interest Expense.....                               |  |             |                       |      |           |      |    |
| 12 B7. <b>Total Building Interest Expense</b> (A1 - A4 + B5) |  | \$ 101,556  | 101,556               |      |           |      |    |

(Carry Subtotals forward to next page)

**C. Expenditures Other Than Salaries (cont'd) - Interest and Insurance**

| Name of Facility                                                    | License No. | Report for Year Ended |            |            | Page      | of |
|---------------------------------------------------------------------|-------------|-----------------------|------------|------------|-----------|----|
| New Horizons Inc. d/b/a Cherry Brook<br>HCC                         | 2125C       | 9/30/2017             |            |            | 27        | 37 |
| Item                                                                |             | Total                 | CCNH       | RHNS       | (Specify) |    |
| Subtotals Brought Forward:                                          |             | 101,556               | 101,556    |            |           |    |
| 12. C. Movable Equipment                                            |             |                       |            |            |           |    |
| 1. Automotive Equipment.....                                        |             | \$                    |            |            |           |    |
| A. Item                                                             | Rate        | Amount                |            |            |           |    |
| Lender                                                              |             |                       |            |            |           |    |
| Address of Lender                                                   |             |                       |            |            |           |    |
| 2. Other (Specify).....                                             |             | \$                    |            |            |           |    |
| A. Item                                                             | Rate        | Amount                |            |            |           |    |
|                                                                     |             | -                     |            |            |           |    |
| Lender                                                              |             |                       |            |            |           |    |
| Address of Lender                                                   |             |                       |            |            |           |    |
| B. Item                                                             |             | Rate                  | Amount     |            |           |    |
|                                                                     |             |                       | -          |            |           |    |
| Lender                                                              |             |                       |            |            |           |    |
| Address of Lender                                                   |             |                       |            |            |           |    |
| 12. C. 3. Total Movable Equipment Interest<br>Expense (C1 + 2)..... |             | \$                    |            |            |           |    |
| 12. D. Other Interest Expense (Specify).....                        |             | \$                    | 1,918      | 1,918      |           |    |
| Vender Interest = (\$1,178); Bond Fees = \$3,096                    |             |                       |            |            |           |    |
| 13. Total All Interest Expense (12B7 + 12C3 + 12D).....             |             | \$                    | 103,474    | 103,474    |           |    |
| 14. Insurance                                                       |             |                       |            |            |           |    |
| a. Insurance on Property (buildings only).....                      |             | \$                    | 122,015    | 122,015    |           |    |
| b. Insurance on Automobiles.....                                    |             | \$                    |            |            |           |    |
| c. Insurance other than Property (as specified above)               |             |                       |            |            |           |    |
| 1. Umbrella (Blanket Coverage).....                                 |             | \$                    |            |            |           |    |
| 2. Fire and Extended Coverage.....                                  |             | \$                    |            |            |           |    |
| 3. Other (Specify).....                                             |             | \$                    |            |            |           |    |
| 14d. Total Insurance Expenditures (14a + b + c)...                  |             | \$                    | 122,015    | 122,015    |           |    |
| 15. Total All Expenditures (A-13 thru C-14).....                    |             | \$                    | 11,494,716 | 11,494,716 |           |    |

**D. Adjustments to Statement of Expenditures**

| Name of Facility                                      |          |          |                                                                                                                                                     | License No.              | Report for Year Ended | Page | of        |
|-------------------------------------------------------|----------|----------|-----------------------------------------------------------------------------------------------------------------------------------------------------|--------------------------|-----------------------|------|-----------|
| New Horizons Inc. d/b/a Cherry Brook HCC              |          |          |                                                                                                                                                     | 2125C                    | 9/30/2017             | 28   | 37        |
| Item No.                                              | Page No. | Line No. | Item Description                                                                                                                                    | Total Amount of Decrease | CCNH                  | RHNS | (Specify) |
| <b>Page 10 - Salaries and Wages</b>                   |          |          |                                                                                                                                                     |                          |                       |      |           |
| 1.                                                    |          |          | Outpatient Service Costs.....                                                                                                                       | \$                       |                       |      |           |
| 2.                                                    |          |          | Salaries not related to Resident Care....                                                                                                           | \$                       |                       |      |           |
| 3.                                                    | 10       | A12g     | Occupational Therapy.....                                                                                                                           | \$ 358,638               | 358,638               |      |           |
| 4.                                                    | Var      | Var      | Other - See attached Schedule.....                                                                                                                  | \$ 3,098                 | 3,098                 |      |           |
| <b>Page 13 - Professional Fees</b>                    |          |          |                                                                                                                                                     |                          |                       |      |           |
| 5.                                                    |          |          | Resident Care Physicians **.....                                                                                                                    | \$                       |                       |      |           |
| 6.                                                    |          |          | Occupational Therapy.....                                                                                                                           | \$                       |                       |      |           |
| 7.                                                    |          |          | Other - See attached Schedule.....                                                                                                                  | \$                       |                       |      |           |
| <b>Pages 15 &amp; 16 - Administrative and General</b> |          |          |                                                                                                                                                     |                          |                       |      |           |
| 8.                                                    |          |          | Discriminatory Benefits.....                                                                                                                        | \$                       |                       |      |           |
| 9.                                                    | 15       | 1c       | Bad Debts.....                                                                                                                                      | \$ 58,870                | 58,870                |      |           |
| 10.                                                   | 15       | 1d&e     | Accounting & Legal.....                                                                                                                             | \$ 5,482                 | 5,482                 |      |           |
| 11.                                                   | 30       | IV3      | Telephone.....                                                                                                                                      | \$                       |                       |      |           |
| 12.                                                   | 15       | 1h2      | Cellular Telephone.....                                                                                                                             | \$ 1,129                 | 1,129                 |      |           |
| 13.                                                   |          |          | Life insurance premiums on the life of Owners, Partners, Operators.....                                                                             | \$                       |                       |      |           |
| 14.                                                   | 16       | 13       | Gifts, flowers and coffee shops.....                                                                                                                | \$ 26,840                | 26,840                |      |           |
| 15.                                                   | 16       | L5       | Education expenditures to colleges or universities for tuition and related costs for owners and employees.....                                      | \$ 600                   | 600                   |      |           |
| 16.                                                   |          |          | Travel for purposes of attending conferences or seminars outside the continental U.S. Other out-of-state travel in excess of one representative.... | \$                       |                       |      |           |
| 17.                                                   |          |          | Automobile Expense (e.g. personal use).                                                                                                             | \$                       |                       |      |           |
| 18.                                                   | 16       | m2&3     | Unallowable Advertising *.....                                                                                                                      | \$ 25,758                | 25,758                |      |           |
| 19.                                                   |          |          | Income Tax / Corporate Business Tax...                                                                                                              | \$                       |                       |      |           |
| 20.                                                   |          |          | Fund Raising / Contributions.....                                                                                                                   | \$                       |                       |      |           |
| 21.                                                   |          |          | Unallowable Management Fees.....                                                                                                                    | \$                       |                       |      |           |
| 22.                                                   | 16       | m6       | Barber and Beauty.....                                                                                                                              | \$ 35                    | 35                    |      |           |
| 23.                                                   | Var      | Var      | Other - See attached Schedule.....                                                                                                                  | \$ 10,462                | 10,462                |      |           |
| <b>Page 18 - Dietary Expenditures</b>                 |          |          |                                                                                                                                                     |                          |                       |      |           |
| 24.                                                   | 18       | 2a1      | Meals to employees, guests and others who are not residents.....                                                                                    | \$ 4,532                 | 4,532                 |      |           |
| <b>Page 19 - Laundry Expenditures</b>                 |          |          |                                                                                                                                                     |                          |                       |      |           |
| 25.                                                   | 19       | 3d       | Laundry services to employees, guests and others who are not residents.....                                                                         | \$                       |                       |      |           |
| <b>Page 20 - Housekeeping Expenditures</b>            |          |          |                                                                                                                                                     |                          |                       |      |           |
| 26.                                                   | 20       | 4d       | Housekeeping services to employees and others who are not residents.....                                                                            | \$                       |                       |      |           |
| Subtotal (Items 1 - 26)                               |          |          |                                                                                                                                                     | \$ 495,444               | 495,444               |      |           |

\* All except "Help Wanted".

*(Carry Subtotal forward to next page)*

\*\* Physicians who provide services to Title 19 residents are required to bill the Department of Social Services directly for each individual resident.

Schedule of Other Salaries Adjustment

| Page Ref                               | Line Ref | Description                   | CCNH            | RHNS        | (Specify)   |
|----------------------------------------|----------|-------------------------------|-----------------|-------------|-------------|
| 10                                     | A12M     | Marketing Salaries & Benefits | 3,098           |             |             |
|                                        |          |                               |                 |             |             |
|                                        |          |                               |                 |             |             |
|                                        |          |                               |                 |             |             |
|                                        |          |                               |                 |             |             |
|                                        |          |                               |                 |             |             |
|                                        |          |                               |                 |             |             |
|                                        |          |                               |                 |             |             |
|                                        |          |                               |                 |             |             |
|                                        |          |                               |                 |             |             |
|                                        |          |                               |                 |             |             |
|                                        |          |                               |                 |             |             |
| <b>Total Other Salaries Adjustment</b> |          |                               | <b>\$ 3,098</b> | <b>\$ -</b> | <b>\$ -</b> |

Schedule of Fees Adjustments

| Page Ref                            | Line Ref | Description | CCNH        | RHNS        | (Specify)   |
|-------------------------------------|----------|-------------|-------------|-------------|-------------|
|                                     |          |             |             |             |             |
|                                     |          |             |             |             |             |
|                                     |          |             |             |             |             |
|                                     |          |             |             |             |             |
|                                     |          |             |             |             |             |
|                                     |          |             |             |             |             |
| <b>Total Other Fees Adjustments</b> |          |             | <b>\$ -</b> | <b>\$ -</b> | <b>\$ -</b> |

Schedule of Other A&G Adjustments

| Page Ref                               | Line Ref | Description                         | CCNH             | RHNS        | (Specify)   |
|----------------------------------------|----------|-------------------------------------|------------------|-------------|-------------|
| 16                                     | M13      | Bank Charges                        | 7,743            |             |             |
| 16                                     | M13      | CMS Penalty - case #2017-01-LTC-078 | 2,316            |             |             |
| various                                | various  | Outpatient therapy: A & G costs     | 403              |             |             |
|                                        |          |                                     |                  |             |             |
|                                        |          |                                     |                  |             |             |
|                                        |          |                                     |                  |             |             |
|                                        |          |                                     |                  |             |             |
|                                        |          |                                     |                  |             |             |
|                                        |          |                                     |                  |             |             |
|                                        |          |                                     |                  |             |             |
| <b>Total Other A&amp;G Adjustments</b> |          |                                     | <b>\$ 10,462</b> | <b>\$ -</b> | <b>\$ -</b> |

**D. Adjustments to Statement of Expenditures (cont'd)**

| Name of Facility                           |                                                |          | License No.                                                                                             | Report for Year Ended    | Page      | of   |           |
|--------------------------------------------|------------------------------------------------|----------|---------------------------------------------------------------------------------------------------------|--------------------------|-----------|------|-----------|
| New Horizons Inc. d/b/a Cherry Brook HCC   |                                                |          | 2125C                                                                                                   | 9/30/2017                | 29        | 37   |           |
| Item No.                                   | Page No.                                       | Line No. | Item Description                                                                                        | Total Amount of Decrease | CCNH      | RHNS | (Specify) |
| Subtotals Brought Forward                  |                                                |          |                                                                                                         | \$ 495,444               | 495,444   |      |           |
| <b>Page 20 - Resident Care Supplies***</b> |                                                |          |                                                                                                         |                          |           |      |           |
| 27.                                        | 20                                             | 5a1&2    | Prescription Drugs.....                                                                                 | \$ 301,656               | 301,656   |      |           |
| 28.                                        | 20                                             | 5d       | Ambulance/Limousine.....                                                                                | \$ 12,796                | 12,796    |      |           |
| 29.                                        | 20                                             | 5f       | X-rays, etc.....                                                                                        | \$ 30,379                | 30,379    |      |           |
| 30.                                        | 20                                             | 5h       | Laboratory.....                                                                                         | \$ 25,694                | 25,694    |      |           |
| 31.                                        | 20                                             | 5c       | Medical Supplies.....                                                                                   | \$ 23,761                | 23,761    |      |           |
| 32.                                        | 20                                             | 5e2      | Oxygen (non emergency).....                                                                             | \$ 30,975                | 30,975    |      |           |
| 33.                                        | 20                                             | 5j       | Occupational Therapy.....                                                                               | \$ 1,899                 | 1,899     |      |           |
| 34.                                        | Var                                            | Var      | Other - See Attached Schedule.....                                                                      | \$ 27,822                | 27,822    |      |           |
| <b>Page 22 - Maintenance and Property</b>  |                                                |          |                                                                                                         |                          |           |      |           |
| 35.                                        | Var                                            | Var      | Excess Movable Equipment Depreciation<br>See Attached Schedule.....                                     | \$ 8,315                 | 8,315     |      |           |
| 36.                                        |                                                |          | Depreciation on Unallowable<br>Motor Vehicles.....                                                      | \$                       |           |      |           |
| 37.                                        |                                                |          | Unallowable Property and Real<br>Estate Taxes.....                                                      | \$                       |           |      |           |
| 38.                                        |                                                |          | Rental of Building Space or Rooms.....                                                                  | \$                       |           |      |           |
| 39.                                        | Var                                            | Var      | Other - See Attached Schedule.....                                                                      | \$ 1,096                 | 1,096     |      |           |
| <b>Page 27 - Insurance</b>                 |                                                |          |                                                                                                         |                          |           |      |           |
| 40.                                        |                                                |          | Mortgage Insurance.....                                                                                 | \$                       |           |      |           |
| 41.                                        |                                                |          | Property Insurance.....                                                                                 | \$                       |           |      |           |
| <b>Other - Miscellaneous</b>               |                                                |          |                                                                                                         |                          |           |      |           |
| 42.                                        |                                                |          | Research or Experimental Activities.....                                                                | \$                       |           |      |           |
| 43.                                        | 22                                             | 5j       | Radio and Television Revenue.....                                                                       | \$ 9,350                 | 9,350     |      |           |
| 44.                                        |                                                |          | Vending Machine Revenue.....                                                                            | \$                       |           |      |           |
| 45.                                        |                                                |          | Purchase Discounts and Allowances.....                                                                  | \$                       |           |      |           |
| 46.                                        |                                                |          | Duplications of functions or services....                                                               | \$                       |           |      |           |
| 47.                                        |                                                |          | Expenditures made for the protection,<br>enhancement or promotion of the<br>providers interest.....     | \$                       |           |      |           |
| 48.                                        | 30                                             | rv5      | Interest Income on Accounts Rec.....                                                                    | \$ 91                    | 91        |      |           |
| 49.                                        | Var                                            | Var      | Other (include personnel and other<br>costs unrelated to resident care) - See<br>Attached Schedule..... | \$ 26,350                | 26,350    |      |           |
| <b>Not For Profit Providers Only</b>       |                                                |          |                                                                                                         |                          |           |      |           |
| 50.                                        | Var                                            | Var      | Building/Non Movable Eq. Depreciation<br>Unallowable Building Interest -<br>See Attached Schedule.....  | \$ 32,174                | 32,174    |      |           |
| 51.                                        | <b>Total Amount of Decrease (Items 1 - 50)</b> |          |                                                                                                         | \$ 1,027,802             | 1,027,802 |      |           |

\*\*\* Items billed directly to Department of Social Services and/or Health Services in CT, or other states, Medicare, and private-pay residents. Identify separately by category as indicated on Page 20.

**Schedule of Other Ancillary Costs**

| Page Ref | Line Ref | Description                         | CCNH             | RHNS        | (Specify)   |
|----------|----------|-------------------------------------|------------------|-------------|-------------|
|          |          |                                     |                  |             |             |
| various  | various  | Outpatient Therapy - Indirect Costs | 314              |             |             |
| 20       | 5j       | Medical Equipment Rental            | 27,508           |             |             |
|          |          |                                     |                  |             |             |
|          |          |                                     |                  |             |             |
|          |          |                                     |                  |             |             |
|          |          |                                     |                  |             |             |
|          |          |                                     |                  |             |             |
|          |          |                                     |                  |             |             |
|          |          | <b>Total Other Ancillary Costs</b>  | <b>\$ 27,822</b> | <b>\$ -</b> | <b>\$ -</b> |

**Schedule of Excess Movable Equipment Depreciation**

| Page Ref | Line Ref | Description                                        | CCNH         | RHNS | (Specify) |
|----------|----------|----------------------------------------------------|--------------|------|-----------|
| 22       | 7d       | Excess Moveable Equipment Depreciation             | 8,315        |      |           |
|          |          |                                                    |              |      |           |
|          |          |                                                    |              |      |           |
|          |          |                                                    |              |      |           |
|          |          |                                                    |              |      |           |
|          |          |                                                    |              |      |           |
|          |          |                                                    |              |      |           |
|          |          |                                                    |              |      |           |
|          |          |                                                    |              |      |           |
|          |          | <b>Total Excess Movable Equipment Depreciation</b> | <b>8,315</b> |      |           |

**Schedule of Other Property Adjustments**

| Page Ref | Line Ref | Description                             | CCNH         | RHNS | (Specify) |
|----------|----------|-----------------------------------------|--------------|------|-----------|
| various  | various  | Outpatient Therapy - Capital costs      | 359          |      |           |
| various  | various  | Outpatient Therapy - Fair rent          | 737          |      |           |
|          |          |                                         |              |      |           |
|          |          |                                         |              |      |           |
|          |          |                                         |              |      |           |
|          |          |                                         |              |      |           |
|          |          |                                         |              |      |           |
|          |          |                                         |              |      |           |
|          |          |                                         |              |      |           |
|          |          | <b>Total Other Property Adjustments</b> | <b>1,096</b> |      |           |

**Schedule of Other Adjustments**

| Page Ref | Line Ref | Description                    | CCNH             | RHNS        | (Specify)   |
|----------|----------|--------------------------------|------------------|-------------|-------------|
| 27       | 12D      | Vendor Interest                | (1,178)          |             |             |
| 27       | 12D      | Bond Fees                      | 3,096            |             |             |
| 30       | IV8      | Cell Tower Income              | 24,432           |             |             |
|          |          |                                |                  |             |             |
|          |          |                                |                  |             |             |
|          |          |                                |                  |             |             |
|          |          |                                |                  |             |             |
|          |          |                                |                  |             |             |
|          |          |                                |                  |             |             |
|          |          | <b>Total Other Adjustments</b> | <b>\$ 26,350</b> | <b>\$ -</b> | <b>\$ -</b> |

Schedule of Unallowable Building Interest

| Page Ref                                   | Line Ref | Description                               | CCNH             | RHNS        | (Specify)   |
|--------------------------------------------|----------|-------------------------------------------|------------------|-------------|-------------|
| 22                                         | 8b       | Deferred Finance fees Refinance           | 19,436           |             |             |
| 22                                         | 7a       | Building Improvements Deprec Carryforward | 12,738           |             |             |
|                                            |          |                                           |                  |             |             |
|                                            |          |                                           |                  |             |             |
|                                            |          |                                           |                  |             |             |
|                                            |          |                                           |                  |             |             |
|                                            |          |                                           |                  |             |             |
|                                            |          |                                           |                  |             |             |
|                                            |          |                                           |                  |             |             |
|                                            |          |                                           |                  |             |             |
| <b>Total Unallowable Building Interest</b> |          |                                           | <b>\$ 32,174</b> | <b>\$ -</b> | <b>\$ -</b> |

---



**F. Statement of Revenue**

| Name of Facility<br>New Horizons Inc. d/b/a Cherry Brook<br>HCC     |                                                                      | License No.<br>2125C | Report for Year Ended<br>9/30/2017 |             | Page<br>30 | of<br>37  |
|---------------------------------------------------------------------|----------------------------------------------------------------------|----------------------|------------------------------------|-------------|------------|-----------|
| Item                                                                |                                                                      |                      | Total                              | CCNH        | RHNS       | (Specify) |
| <b>I. Resident Room, Board &amp; Routine Care Revenue</b>           |                                                                      |                      |                                    |             |            |           |
| 1.                                                                  | a. Medicaid Residents ( <i>CT only</i> ).....                        | \$                   | 12,516,129                         | 12,516,129  |            |           |
|                                                                     | b. Medicaid Room and Board Contractual Allowance **.....             | \$                   | (6,443,812)                        | (6,443,812) |            |           |
| 2.                                                                  | a. Medicaid ( <i>All other states</i> ).....                         | \$                   |                                    |             |            |           |
|                                                                     | b. Other States Room and Board Contractual Allowance **.....         | \$                   |                                    |             |            |           |
| 3.                                                                  | a. Medicare Residents ( <i>all inclusive</i> ).....                  | \$                   | 2,120,868                          | 2,120,868   |            |           |
|                                                                     | b. Medicare Room and Board Contractual Allowance **.....             | \$                   | 325,000                            | 325,000     |            |           |
| 4.                                                                  | a. Private-Pay Residents and Other.....                              | \$                   | 3,213,547                          | 3,213,547   |            |           |
|                                                                     | b. Private-Pay Room and Board Contractual Allowance **.....          | \$                   | (100,655)                          | (100,655)   |            |           |
| <b>II. Other Resident Revenue</b>                                   |                                                                      |                      |                                    |             |            |           |
| 1.                                                                  | a. Prescription Drugs - Medicare.....                                | \$                   | 278,352                            | 278,352     |            |           |
|                                                                     | b. Prescription Drugs - Medicare Contractual Allowance **.....       | \$                   | (274,066)                          | (274,066)   |            |           |
|                                                                     | c. Prescription Drugs - Non-Medicare.....                            | \$                   | 81,825                             | 81,825      |            |           |
|                                                                     | d. Prescription Drugs - Non-Medicare Contractual Allowance **.....   | \$                   | (81,825)                           | (81,825)    |            |           |
| 2.                                                                  | a. Medical Supplies - Medicare.....                                  | \$                   | 13,761                             | 13,761      |            |           |
|                                                                     | b. Medical Supplies - Medicare Contractual Allowance **.....         | \$                   | (9,003)                            | (9,003)     |            |           |
|                                                                     | c. Medical Supplies - Non-Medicare.....                              | \$                   | 14,143                             | 14,143      |            |           |
|                                                                     | d. Medical Supplies - Non-Medicare Contractual Allowance **.....     | \$                   | (13,593)                           | (13,593)    |            |           |
| 3.                                                                  | a. Physical Therapy - Medicare.....                                  | \$                   | 1,200,839                          | 1,200,839   |            |           |
|                                                                     | b. Physical Therapy - Medicare Contractual Allowance **.....         | \$                   | (845,084)                          | (845,084)   |            |           |
|                                                                     | c. Physical Therapy - Non-Medicare.....                              | \$                   | 153,525                            | 153,525     |            |           |
|                                                                     | d. Physical Therapy - Non-Medicare Contractual Allowance **.....     | \$                   | (153,525)                          | (153,525)   |            |           |
| 4.                                                                  | a. Speech Therapy - Medicare.....                                    | \$                   | 214,406                            | 214,406     |            |           |
|                                                                     | b. Speech Therapy - Medicare Contractual Allowance **.....           | \$                   | (148,738)                          | (148,738)   |            |           |
|                                                                     | c. Speech Therapy - Non-Medicare.....                                | \$                   | 45,580                             | 45,580      |            |           |
|                                                                     | d. Speech Therapy - Non-Medicare Contractual Allowance **.....       | \$                   | (45,580)                           | (45,580)    |            |           |
| 5.                                                                  | a. Occupational Therapy - Medicare.....                              | \$                   | 995,770                            | 995,770     |            |           |
|                                                                     | b. Occupational Therapy - Medicare Contractual Allowance **.....     | \$                   | (765,994)                          | (765,994)   |            |           |
|                                                                     | c. Occupational Therapy - Non-Medicare.....                          | \$                   | 151,225                            | 151,225     |            |           |
|                                                                     | d. Occupational Therapy - Non-Medicare Contractual Allowance **..... | \$                   | (151,225)                          | (151,225)   |            |           |
| 6.                                                                  | a. Other ( <i>Specify</i> ) - Medicare.....                          | \$                   |                                    |             |            |           |
|                                                                     | b. Other ( <i>Specify</i> ) - Non-Medicare.....                      | \$                   | (2,587)                            | (2,587)     |            |           |
| <b>III Total Resident Revenue (Section I.thru Section II.).....</b> |                                                                      |                      | \$ 12,289,283                      | 12,289,283  |            |           |
| <b>IV. Other Revenue*</b>                                           |                                                                      |                      |                                    |             |            |           |
| 1.                                                                  | Meals sold to guests, employees & others.....                        | \$                   |                                    |             |            |           |
| 2.                                                                  | Rental of rooms to non-residents.....                                | \$                   |                                    |             |            |           |
| 3.                                                                  | Telephone .....                                                      | \$                   |                                    |             |            |           |
| 4.                                                                  | Rental of Television and Cable Services.....                         | \$                   |                                    |             |            |           |
| 5.                                                                  | Interest Income ( <i>Specify</i> ) .....                             | \$                   | 257                                | 257         |            |           |
| 6.                                                                  | Private Duty Nurses' Fees.....                                       | \$                   |                                    |             |            |           |
| 7.                                                                  | Barber, Coffee, Beauty and Gift shops.....                           | \$                   |                                    |             |            |           |
| 8.                                                                  | Other ( <i>Specify</i> ).....                                        | \$                   | 70,216                             | 70,216      |            |           |
| <b>V. Total Other Revenue (1 thru 8).....</b>                       |                                                                      |                      | \$ 70,473                          | 70,473      |            |           |
| <b>VI. Total All Revenue (III + V).....</b>                         |                                                                      |                      | \$ 12,359,756                      | 12,359,756  |            |           |

\* Facility should off-set the appropriate expense on Page 28 or Page 29 of the Cost Report.

\*\* Facility should report all contractual allowances and/or payer discounts..

Schedule of Other Resident Revenue - Medicare

| Related Exp<br>Page Ref                        | Description | CCNH | RHNS | (Specify) |
|------------------------------------------------|-------------|------|------|-----------|
|                                                |             |      |      |           |
|                                                |             |      |      |           |
|                                                |             |      |      |           |
|                                                |             |      |      |           |
| <b>Total Other Resident Revenue - Medicare</b> |             | \$ - | \$ - | \$ -      |

Schedule of Other Non-Medicare Resident Revenue

| Related Exp<br>Page Ref             | Description  | CCNH       | RHNS | (Specify) |
|-------------------------------------|--------------|------------|------|-----------|
| NA                                  | Retroactives | \$ (2,587) |      |           |
|                                     |              |            |      |           |
|                                     |              |            |      |           |
|                                     |              |            |      |           |
| <b>Total Other Resident Revenue</b> |              | \$ (2,587) | \$ - | \$ -      |

Interest Income

| Page Ref                     | Account             | Account<br>Balance | CCNH   | RHNS | (Specify) |
|------------------------------|---------------------|--------------------|--------|------|-----------|
| pg 31, L A2                  | Interest on A/R     | N/A                | \$ 91  |      |           |
| pg 31, L A8                  | Bond Funds Interest | N/A                | \$ 166 |      |           |
|                              |                     |                    |        |      |           |
|                              |                     |                    |        |      |           |
| <b>Total Interest Income</b> |                     |                    | \$ 257 | \$ - | \$ -      |

Schedule of Other Revenue

| Page Ref                   | Description         | CCNH      | RHNS | (Specify) |
|----------------------------|---------------------|-----------|------|-----------|
|                            |                     |           |      |           |
|                            | Cell Tower Income   | \$ 24,432 |      |           |
|                            | Bad Debt Recoveries | \$ 45,784 |      |           |
|                            |                     |           |      |           |
|                            |                     |           |      |           |
|                            |                     |           |      |           |
|                            |                     |           |      |           |
|                            |                     |           |      |           |
|                            |                     |           |      |           |
|                            |                     |           |      |           |
| <b>Total Other Revenue</b> |                     | \$ 70,216 | \$ - | \$ -      |

### G. Balance Sheet

| Name of Facility                                                        | License No.           | Report for Year Ended | Page   | of        |
|-------------------------------------------------------------------------|-----------------------|-----------------------|--------|-----------|
| New Horizons Inc. d/b/a Cherry Brook<br>HCC                             | 2125C                 | 9/30/2017             | 31     | 37        |
| Account                                                                 |                       |                       | Amount |           |
| <b>Assets</b>                                                           |                       |                       |        |           |
| <b>A. Current Assets</b>                                                |                       |                       |        |           |
| 1. Cash ( <i>on hand and in banks</i> ).....                            |                       |                       | \$     | 503,265   |
| 2. Resident Accounts Receivable (Less Allowance for Bad Debts).....     |                       |                       | \$     | 700,739   |
| 3. Other Accounts Receivable (Excluding Owners or Related Parties)..... |                       |                       | \$     |           |
| 4. Inventories.....                                                     |                       |                       | \$     | 16,739    |
| 5. Prepaid Expenses.....                                                |                       |                       | \$     | 230,280   |
| a. Prepaid Insurance                                                    | 90,644                |                       |        |           |
| b. Prepaid Expenses                                                     | 139,636               |                       |        |           |
| c. _____                                                                |                       |                       |        |           |
| d. _____                                                                |                       |                       |        |           |
| 6. Interest Receivable.....                                             |                       |                       | \$     |           |
| 7. Medicare Final Settlement Receivable.....                            |                       |                       | \$     |           |
| 8. Other Current Assets ( <i>itemize</i> ).....                         |                       |                       | \$     | 7,000     |
| A/R Facilities: Non-Related                                             | 7,000                 |                       |        |           |
| <b>A-9. Total Current Assets (Lines A1 thru 8)</b>                      |                       |                       | \$     | 1,458,023 |
| <b>B. Fixed Assets</b>                                                  |                       |                       |        |           |
| 1. Land.....                                                            |                       |                       | \$     | 1,000,000 |
| 2. Land Improvements                                                    | *Historical Cost..... | 314,106               | \$     | 216,584   |
|                                                                         | Accum. Depreciation   | (97,522) Net.....     |        |           |
| 3. Buildings                                                            | *Historical Cost..... | 7,653,869             | \$     | 2,366,294 |
|                                                                         | Accum. Depreciation   | (5,287,575) Net.....  |        |           |
| 4. Leasehold Improvements                                               | *Historical Cost..... |                       | \$     |           |
|                                                                         | Accum. Depreciation   |                       |        | Net.....  |
| 5. Non-Movable Equipment                                                | *Historical Cost..... | 237,993               | \$     | 70,050    |
|                                                                         | Accum. Depreciation   | (167,943) Net.....    |        |           |
| 6. Movable Equipment                                                    | *Historical Cost..... | 912,976               | \$     | 324,448   |
|                                                                         | Accum. Depreciation   | (588,528) Net.....    |        |           |
| 7. Motor Vehicles                                                       | *Historical Cost..... | 66,807                | \$     |           |
|                                                                         | Accum. Depreciation   | (66,807) Net.....     |        |           |
| 8. Minor Equipment-Not Depreciable.....                                 |                       |                       | \$     |           |
| 9. Other Fixed Assets ( <i>itemize</i> ).....                           |                       |                       | \$     | 57,148    |
| Excluded Movable Equipment                                              | 70,667                |                       |        |           |
| Misc Diff fixed assets to books                                         | (13,519)              |                       |        |           |
| <b>B-10. Total Fixed Assets (Lines B1 thru 9)</b>                       |                       |                       | \$     | 4,034,524 |

\* Historical Costs must agree with Historical Cost reported in Schedules on Depreciation and Amortization (Pages 23 and 24).

(Carry Total forward to next page)

Cherry Brook  
#1580 - Prepaid Expense  
9/30/2017

|           |              |                              |
|-----------|--------------|------------------------------|
| 9/30/2017 | \$50,000.00  | health insurance deposit     |
| 9/30/2017 | \$2,349.03   | Leading Edge                 |
| 9/30/2017 | \$90,976.59  | health insurance             |
| 9/30/2017 | \$3,603.49   | nursing rebate               |
| 9/30/2017 | \$1,639.00   | Leaf Copier                  |
|           | (\$9,524.46) | cash receipt - donation BUCK |
|           | \$425.00     | PEERS, JOHNNY                |
|           | \$167.50     | Jacob Bombastore             |
|           | \$139,636.15 |                              |

Cherry Brook Moveable Equipment Carryforward Schedule

| Cost Year | Amount                    | Amount                    | Amount                    | Amount                    | Amount                                     | Totals     |
|-----------|---------------------------|---------------------------|---------------------------|---------------------------|--------------------------------------------|------------|
|           | Excess Over<br>CON Adj #1 | Excess Over<br>CON Adj #2 | Excess Over<br>CON Adj #3 | Excess Over<br>CON Adj #4 | 2016<br>resident<br>tv/s/speaker<br>wiring |            |
| Cost      | \$ 11,385                 | \$ 1,501                  | \$ 12,345                 | \$ 2,690                  | \$ 83,139                                  | \$ 111,060 |
| Term      | \$ 5                      | \$ 8                      | \$ 10                     | \$ 15                     | \$ 10                                      |            |
| 1995      | Deprec                    | \$ 1,139                  | \$ 94                     | \$ 617                    | \$ 90                                      | \$ 1,940   |
| 1995      | Book Value                | \$ 10,246                 | \$ 1,407                  | \$ 11,728                 | \$ 2,600                                   | \$ 25,981  |
| 1996      | Deprec                    | \$ 2,277                  | \$ 188                    | \$ 1,234                  | \$ 180                                     | \$ 3,879   |
| 1996      | Book Value                | \$ 7,969                  | \$ 1,219                  | \$ 10,494                 | \$ 2,420                                   | \$ 22,102  |
| 1997      | Deprec                    | \$ 2,277                  | \$ 188                    | \$ 1,234                  | \$ 180                                     | \$ 3,879   |
| 1997      | Book Value                | \$ 5,692                  | \$ 1,031                  | \$ 9,260                  | \$ 2,240                                   | \$ 18,223  |
| 1998      | Deprec                    | \$ 2,277                  | \$ 188                    | \$ 1,234                  | \$ 180                                     | \$ 3,879   |
| 1998      | Book Value                | \$ 3,415                  | \$ 843                    | \$ 8,026                  | \$ 2,060                                   | \$ 14,344  |
| 1999      | Deprec                    | \$ 2,277                  | \$ 188                    | \$ 1,234                  | \$ 180                                     | \$ 3,879   |
| 1999      | Book Value                | \$ 1,138                  | \$ 655                    | \$ 6,792                  | \$ 1,880                                   | \$ 10,465  |
| 2000      | Deprec                    | \$ 1,138                  | \$ 188                    | \$ 1,234                  | \$ 180                                     | \$ 2,740   |
| 2000      | Book Value                | \$ -                      | \$ 467                    | \$ 5,558                  | \$ 1,700                                   | \$ 7,725   |
| 2001      | Deprec                    |                           | \$ 188                    | \$ 1,234                  | \$ 180                                     | \$ 1,602   |
| 2001      | Book Value                |                           | \$ 279                    | \$ 4,324                  | \$ 1,520                                   | \$ 6,123   |
| 2002      | Deprec                    |                           | \$ 188                    | \$ 1,234                  | \$ 180                                     | \$ 1,602   |
| 2002      | Book Value                |                           | \$ 91                     | \$ 3,090                  | \$ 1,340                                   | \$ 4,521   |
| 2003      | Deprec                    |                           | \$ 91                     | \$ 1,234                  | \$ 180                                     | \$ 1,505   |
| 2003      | Book Value                |                           | \$ -                      | \$ 1,856                  | \$ 1,160                                   | \$ 3,016   |
| 2004      | Deprec                    |                           |                           | \$ 1,234                  | \$ 180                                     | \$ 1,414   |
| 2004      | Book Value                |                           |                           | \$ 622                    | \$ 980                                     | \$ 1,602   |
| 2005      | Deprec                    |                           |                           | \$ 622                    | \$ 180                                     | \$ 802     |
| 2005      | Book Value                |                           |                           | \$ -                      | \$ 800                                     | \$ 800     |
| 2006      | Deprec                    |                           |                           |                           | \$ 180                                     | \$ 180     |
| 2006      | Book Value                |                           |                           |                           | \$ 620                                     | \$ 620     |
| 2007      | Deprec                    |                           |                           |                           | \$ 180                                     | \$ 180     |
| 2007      | Book Value                |                           |                           |                           | \$ 440                                     | \$ 440     |
| 2008      | Deprec                    |                           |                           |                           | \$ 180                                     | \$ 180     |
| 2008      | Book Value                |                           |                           |                           | \$ 260                                     | \$ 260     |
| 2009      | Deprec                    |                           |                           |                           | \$ 180                                     | \$ 180     |
| 2009      | Book Value                |                           |                           |                           | \$ 80                                      | \$ 80      |
| 2010      | Deprec                    |                           |                           |                           | \$ 80                                      | \$ 80      |
| 2010      | Book Value                |                           |                           |                           | \$ -                                       | \$ -       |
| 2016      | Deprec                    |                           |                           |                           | \$ 4,157                                   | \$ 4,157   |
| 2016      | Book Value                |                           |                           |                           | \$ 78,982                                  | \$ 78,982  |
| 2017      | Deprec                    |                           |                           |                           | \$ 8,315                                   | \$ 8,315   |
| 2017      | Book Value                |                           |                           |                           | \$ 70,667                                  | \$ 70,667  |
| 2018      |                           |                           |                           |                           | \$ 8,315                                   | \$ 8,315   |
| 2018      |                           |                           |                           |                           | \$ 62,352                                  | \$ 62,352  |
| 2019      |                           |                           |                           |                           | \$ 8,315                                   | \$ 8,315   |
| 2019      |                           |                           |                           |                           | \$ 54,037                                  | \$ 54,037  |
| 2020      |                           |                           |                           |                           | \$ 8,315                                   | \$ 8,315   |
| 2020      |                           |                           |                           |                           | \$ 45,722                                  | \$ 45,722  |
| 2021      |                           |                           |                           |                           | \$ 8,315                                   | \$ 8,315   |
| 2021      |                           |                           |                           |                           | \$ 37,407                                  | \$ 37,407  |
| 2022      |                           |                           |                           |                           | \$ 8,315                                   | \$ 8,315   |
| 2022      |                           |                           |                           |                           | \$ 29,092                                  | \$ 29,092  |
| 2023      |                           |                           |                           |                           | \$ 8,315                                   | \$ 8,315   |
| 2023      |                           |                           |                           |                           | \$ 20,777                                  | \$ 20,777  |
| 2024      |                           |                           |                           |                           | \$ 8,315                                   | \$ 8,315   |
| 2024      |                           |                           |                           |                           | \$ 12,462                                  | \$ 12,462  |
| 2025      |                           |                           |                           |                           | \$ 8,315                                   | \$ 8,315   |
| 2025      |                           |                           |                           |                           | \$ 4,147                                   | \$ 4,147   |
| 2026      |                           |                           |                           |                           | \$ 4,147                                   | \$ 4,147   |
| 2026      |                           |                           |                           |                           | \$ -                                       | \$ -       |

Cherry Brook Capital Asset Carryforward Schedule  
Cost Year

| Cost<br>Term | Amount                   |                          |            |
|--------------|--------------------------|--------------------------|------------|
|              | Deferred Finance<br>Fees | Building<br>Improvements |            |
|              | \$ 194,356               | \$ 382,149               |            |
|              | \$ 10                    | \$ 30                    |            |
| 1994         |                          |                          |            |
| 1994         |                          |                          |            |
| 1995         |                          |                          |            |
| 1995         |                          |                          |            |
| 1996         |                          |                          |            |
| 1996         |                          |                          |            |
| 1997         |                          | \$ 12,738                |            |
| 1997         |                          | \$ 369,411               |            |
| 1998         |                          | \$ 12,738                |            |
| 1998         |                          | \$ 356,672               |            |
| 1999         |                          | \$ 12,738                |            |
| 1999         |                          | \$ 343,934               |            |
| 2000         |                          | \$ 12,738                |            |
| 2000         |                          | \$ 331,196               |            |
| 2001         |                          | \$ 12,738                |            |
| 2001         |                          | \$ 318,458               |            |
| 2002         |                          | \$ 12,738                |            |
| 2002         |                          | \$ 305,719               |            |
| 2003         |                          | \$ 12,738                |            |
| 2003         |                          | \$ 292,981               |            |
| 2004         |                          | \$ 12,738                |            |
| 2004         |                          | \$ 280,243               |            |
| 2005         |                          | \$ 12,738                |            |
| 2005         |                          | \$ 267,504               |            |
| 2006         |                          | \$ 12,738                |            |
| 2006         |                          | \$ 254,766               |            |
| 2007         |                          | \$ 12,738                |            |
| 2007         |                          | \$ 242,028               |            |
| 2008         |                          | \$ 12,738                |            |
| 2008         |                          | \$ 229,289               |            |
| 2009         |                          | \$ 12,738                |            |
| 2009         |                          | \$ 216,551               |            |
| 2010         |                          | \$ 12,738                |            |
| 2010         |                          | \$ 203,813               |            |
| 2011         |                          | \$ 12,738                |            |
| 2011         |                          | \$ 191,075               |            |
| 2012         |                          | \$ 12,738                |            |
| 2012         |                          | \$ 178,336               |            |
| 2013         |                          | \$ 12,738                |            |
| 2013         |                          | \$ 165,598               |            |
| 2014         |                          | \$ 12,738                |            |
| 2014         |                          | \$ 152,860               |            |
| 2015         |                          | \$ 12,738                |            |
| 2015         |                          | \$ 140,121               |            |
| 2016         | Deprec                   | \$ 19,436                | \$ 12,738  |
| 2016         | Book Value               | \$ 174,920               | \$ 127,383 |
| 2017         | Deprec                   | \$ 19,436                | \$ 12,738  |
| 2017         | Book Value               | \$ 155,484               | \$ 114,645 |
| 2018         | Deprec                   | \$ 19,436                | \$ 12,738  |
| 2018         | Book Value               | \$ 136,048               | \$ 101,906 |
| 2019         | Deprec                   | \$ 19,436                | \$ 12,738  |
| 2019         | Book Value               | \$ 116,612               | \$ 89,168  |
| 2020         | Deprec                   | \$ 19,436                | \$ 12,738  |
| 2020         | Book Value               | \$ 97,176                | \$ 76,430  |
| 2021         | Deprec                   | \$ 19,436                | \$ 12,738  |
| 2021         | Book Value               | \$ 77,740                | \$ 63,692  |
| 2022         | Deprec                   | \$ 19,436                | \$ 12,738  |
| 2022         | Book Value               | \$ 58,304                | \$ 50,953  |
| 2023         | Deprec                   | \$ 19,436                | \$ 12,738  |
| 2023         | Book Value               | \$ 38,868                | \$ 38,215  |
| 2024         | Deprec                   | \$ 38,868                | \$ 12,738  |
| 2024         | Book Value               | \$ -                     | \$ 25,477  |
| 2025         | Deprec                   |                          | \$ 12,738  |
| 2025         | Book Value               |                          | \$ 12,738  |
| 2026         | Deprec                   |                          | \$ 12,738  |
| 2026         | Book Value               |                          | \$ -       |

**G. Balance Sheet (cont'd)**

| Name of Facility                                                                 |  | License No. | Report for Year Ended | Page   | of        |
|----------------------------------------------------------------------------------|--|-------------|-----------------------|--------|-----------|
| New Horizons Inc. d/b/a Cherry Brook<br>HCC                                      |  | 2125C       | 9/30/2017             | 32     | 37        |
| Account                                                                          |  |             |                       | Amount |           |
| Total Brought Forward:                                                           |  |             |                       | \$     | 5,492,547 |
| C. Leasehold or like property recorded for Equity Purposes.                      |  |             |                       |        |           |
| 1. Land..... \$                                                                  |  |             |                       |        |           |
| 2. Land Improvements *Historical Cost..... _____                                 |  |             |                       |        |           |
| Accum. Depreciation _____ Net..... \$                                            |  |             |                       |        |           |
| 3. Buildings *Historical Cost..... _____                                         |  |             |                       |        |           |
| Accum. Depreciation _____ Net..... \$                                            |  |             |                       |        |           |
| 4. Non-Movable Equipment *Historical Cost..... _____                             |  |             |                       |        |           |
| Accum. Depreciation _____ Net..... \$                                            |  |             |                       |        |           |
| 5. Movable Equipment *Historical Cost..... _____                                 |  |             |                       |        |           |
| Accum. Depreciation _____ Net..... \$                                            |  |             |                       |        |           |
| 6. Motor Vehicles *Historical Cost..... _____                                    |  |             |                       |        |           |
| Accum. Depreciation _____ Net..... \$                                            |  |             |                       |        |           |
| 7. Minor Equipment-Not Depreciable..... \$                                       |  |             |                       |        |           |
| C-8 <b>Total Leasehold or Like Properties</b> (C1 thru 7) \$                     |  |             |                       |        |           |
| D. Investment and Other Assets                                                   |  |             |                       |        |           |
| 1. Deferred Deposits..... \$                                                     |  |             |                       |        |           |
| 2. Escrow Deposits..... \$                                                       |  |             |                       |        |           |
| 3. Organization Expense *Historical Cost..... _____                              |  |             |                       |        |           |
| Accum. Depreciation _____ Net..... \$                                            |  |             |                       |        |           |
| 4. Goodwill (Purchased Only)..... \$ 60,800                                      |  |             |                       |        |           |
| 5. Investments Related to Resident Care ( <i>itemize</i> )..... \$               |  |             |                       |        |           |
| _____ \$                                                                         |  |             |                       |        |           |
| 6. Loans to Owners or Related Parties ( <i>itemize</i> ) \$ 139,288              |  |             |                       |        |           |
| Name and Address                                                                 |  | Amount      | Loan Date             |        |           |
| Deferred Finance Fees                                                            |  | 139,288     |                       |        |           |
| 7. Other Assets ( <i>itemize</i> )..... \$                                       |  |             |                       |        |           |
| _____ \$                                                                         |  |             |                       |        |           |
| _____ \$                                                                         |  |             |                       |        |           |
| D-8. <b>Total Investments and Other Assets</b> (Lines D1 thru 7)..... \$ 200,088 |  |             |                       |        |           |
| D-9. <b>Total All Assets</b> (Lines A9 + B10 + C8 + D8)..... \$ 5,692,635        |  |             |                       |        |           |

\* Historical Costs must agree with Historical Cost reported in Schedules on Depreciation and Amortization (Pages 23 and 24).

**G. Balance Sheet (cont'd)**

| Name of Facility                                                                  |  | License No. | Report for Year Ended | Page     | of      |
|-----------------------------------------------------------------------------------|--|-------------|-----------------------|----------|---------|
| New Horizons Inc. d/b/a Cherry Brook HCC                                          |  | 2125C       | 9/30/2017             | 33       | 37      |
| Account                                                                           |  |             |                       | Amount   |         |
| <b>Liabilities</b>                                                                |  |             |                       |          |         |
| A. Current Liabilities                                                            |  |             |                       |          |         |
| 1. Trade Accounts Payable.....                                                    |  |             |                       | \$       | 497,545 |
| 2. Notes Payable ( <i>itemize</i> ).....                                          |  |             |                       | \$       |         |
| _____                                                                             |  |             |                       |          |         |
| _____                                                                             |  |             |                       |          |         |
| _____                                                                             |  |             |                       |          |         |
| 3. Loans Payable for Equipment ( <i>Current portion</i> ) ( <i>itemize</i> )..... |  |             |                       | \$       |         |
| Name of Lender                                                                    |  | Purpose     | Amount                | Date Due |         |
| _____                                                                             |  | _____       | _____                 | _____    |         |
| _____                                                                             |  | _____       | _____                 | _____    |         |
| _____                                                                             |  | _____       | _____                 | _____    |         |
| 4. Accrued Payroll ( <i>Exclusive of Owners and/or Stockholders only</i> ).....   |  |             |                       | \$       | 153,038 |
| 5. Accrued Payroll ( <i>Owners and/or Stockholders only</i> ).....                |  |             |                       | \$       |         |
| 6. Accrued Payroll Taxes Payable.....                                             |  |             |                       | \$       | 3,166   |
| 7. Medicare Final Settlement Payable.....                                         |  |             |                       | \$       | 50,000  |
| 8. Medicare Current Financing Payable.....                                        |  |             |                       | \$       |         |
| 9. Mortgage Payable ( <i>Current Portion</i> ).....                               |  |             |                       | \$       |         |
| 10. Interest Payable ( <i>Exclusive of Owner and/or Related Parties</i> ).....    |  |             |                       | \$       | 7,918   |
| 11. Accrued Income Taxes*.....                                                    |  |             |                       | \$       |         |
| 12. Other Current Liabilities ( <i>itemize</i> ).....                             |  |             |                       | \$       | 234,827 |
| _____                                                                             |  |             |                       |          |         |
| _____                                                                             |  |             |                       |          |         |
| Acc'd Operating Expenses                                                          |  |             | 68,454                |          |         |
| Provider Taxes Due                                                                |  |             | 166,373               |          |         |
| _____                                                                             |  |             |                       |          |         |
| _____                                                                             |  |             |                       |          |         |
| A-13. <b>Total Current Liabilities</b> (Lines A1 thru 12).....                    |  |             |                       | \$       | 946,494 |

\* Business Income Tax (not that withheld from employees). Attach copy of owner's Federal Income Tax Return.

(Carry Total forward to next page)

\*\* Interest Bearing - Do Not Include in Return on Equity Calculation.



Cherry Brook Health Care  
#2170 accd expense  
as of 9/30/17

|                               |               |
|-------------------------------|---------------|
| legal fees                    | (\$396.16)    |
| advertising-help wanted       | (\$600.00)    |
| licenses                      | (\$480.00)    |
| office supplies               | (\$236.53)    |
| data processing               | (\$123.46)    |
| employee relations            | (\$183.90)    |
| maintenance supplies          | (\$194.75)    |
| maintenance & repairs         | (\$304.40)    |
| Rubbish removal               | (\$989.66)    |
| electricity                   | (\$47.25)     |
| housekeeping supplies         | (\$2,865.00)  |
| dietician consulting fees     | (\$2,266.88)  |
| recreation supplies           | (\$23.49)     |
| speech therapy                | (\$152.04)    |
| x-ray Medicare                | (\$1,367.44)  |
| x-ray-other                   | (\$433.80)    |
| occupational therapy supplies | (\$37.44)     |
| nursing supplies              | (\$2,611.45)  |
| P/S LPN                       | (\$10,303.48) |
| P/S aides                     | (\$31,218.44) |
| Sewer & Use bill              | (\$13,618.65) |

\$ (68,454.22)

**G. Balance Sheet (cont'd)**

|                                                                               |                       |                       |          |    |
|-------------------------------------------------------------------------------|-----------------------|-----------------------|----------|----|
| Name of Facility                                                              | License No.           | Report for Year Ended | Page     | of |
| New Horizons Inc. d/b/a Cherry Brook HCC                                      | 2125C                 | 9/30/2017             | 34       | 37 |
| Account                                                                       |                       |                       | Amount   |    |
| Total Brought Forward:                                                        |                       |                       | 946,494  |    |
| <b>Liabilities (cont'd)</b>                                                   |                       |                       |          |    |
| B. Long-Term Liabilities                                                      |                       |                       |          |    |
| 1. Loans Payable-Equipment ( <i>itemize</i> ).....\$                          |                       |                       |          |    |
| Name of Lender                                                                | Purpose               | Amount                | Date Due |    |
|                                                                               |                       |                       |          |    |
| 2. Mortgages Payable.....\$ 3,166,885                                         |                       |                       |          |    |
| 3. Loans from Owners or Related Parties ( <i>itemize</i> ).....\$ (5,231,599) |                       |                       |          |    |
| Name and Address of Lender                                                    | Amount                | Loan Date             |          |    |
| New Horizons Inc.<br>New Horizons Village                                     | (5,302,089)<br>70,490 |                       |          |    |
| 4. Other Long-Term Liabilities ( <i>itemize</i> ).....\$                      |                       |                       |          |    |
| _____                                                                         |                       |                       |          |    |
| _____                                                                         |                       |                       |          |    |
| _____                                                                         |                       |                       |          |    |
| B-5. <b>Total Long-Term Liabilities</b> (Lines B1 thru 4).....\$ (2,064,714)  |                       |                       |          |    |
| C. <b>Total All Liabilities</b> (Lines A-13 + B-5).....\$ (1,118,220)         |                       |                       |          |    |

**G. Balance Sheet (cont'd)**  
**Reserves and Net Worth**

| Name of Facility                                                                                | License No. | Report for Year Ended | Page   | of                       |
|-------------------------------------------------------------------------------------------------|-------------|-----------------------|--------|--------------------------|
| New Horizons Inc. d/b/a Cherry Brook<br>HCC                                                     | 2125C       | 9/30/2017             | 35     | 37                       |
| Account                                                                                         |             |                       | Amount |                          |
| <b>A. Reserves</b>                                                                              |             |                       |        |                          |
| 1. Reserve for value of leased land.....                                                        |             |                       | \$     |                          |
| 2. Reserve for depreciation value of leased buildings and appurtenances<br>to be amortized..... |             |                       | \$     |                          |
| 3. Reserve for depreciation value of leased personal property ( <i>Equity</i> ) ..              |             |                       | \$     |                          |
| 4. Reserve for leasehold real properties on which fair rental value is based.....               |             |                       | \$     |                          |
| 5. Reserve for funds set aside as donor restricted.....                                         |             |                       | \$     |                          |
| 6. Total Reserves.....                                                                          |             |                       | \$     |                          |
| <b>B. Net Worth</b>                                                                             |             |                       |        |                          |
| 1. Owner's Capital.....                                                                         |             |                       | \$     |                          |
| 2. Capital Stock.....                                                                           |             |                       | \$     |                          |
| 3. Paid-in Surplus.....                                                                         |             |                       | \$     |                          |
| 4. Treasury Stock.....                                                                          |             |                       | \$     |                          |
| 5. Cumulated Earnings.....                                                                      |             |                       | \$     | 5,945,815                |
| 6. Gain or Loss for Period                                                                      |             |                       | \$     | 865,040                  |
|                                                                                                 |             |                       |        | 10/1/2016 thru 9/30/2017 |
| 7. Total Net Worth.....                                                                         |             |                       | \$     | 6,810,855                |
| <b>C. Total Reserves and Net Worth .....</b>                                                    |             |                       | \$     | 6,810,855                |
| <b>D. Total Liabilities, Reserves, and Net Worth .....</b>                                      |             |                       | \$     | 5,692,635                |

### H. Changes in Total Net Worth

| Name of Facility                                                      | License No. | Report for Year Ended | Page   | of         |  |
|-----------------------------------------------------------------------|-------------|-----------------------|--------|------------|--|
| New Horizons Inc. d/b/a Cherry Brook HCC                              | 2125C       | 9/30/2017             | 36     | 37         |  |
| Account                                                               |             |                       | Amount |            |  |
| A. Balance at End of Prior Period as shown on Report of 09/30/2016    |             |                       | \$     | 5,946,639  |  |
| B. Total Revenue (From Statement of Revenue Page 30 ) .....           |             |                       | \$     | 12,359,756 |  |
| C. Total Expenditures (From Statement of Expenditures Page 27 ) ..... |             |                       | \$     | 11,494,716 |  |
| D. Net Income or Deficit.....                                         |             |                       | \$     | 865,040    |  |
| E. Balance.....                                                       |             |                       | \$     | 6,811,679  |  |
| F. Additions                                                          |             |                       |        |            |  |
| 1. Additional Capital Contributed (itemize )                          |             |                       |        |            |  |
| Prior year expense adjustment (copier)                                | (824)       |                       |        |            |  |
| 2. Other (itemize )                                                   |             |                       |        |            |  |
| F-3. Total Additions.....                                             |             |                       | \$     | (824)      |  |
| G. Deductions                                                         |             |                       |        |            |  |
| 1. Drawings of Owners/Operators/Partners (Specify).....               |             |                       | \$     |            |  |
| Name and Address (No., City, State, Zip)                              |             | Title                 | Amount |            |  |
|                                                                       |             |                       |        |            |  |
| 2. Other Withdrawings (Specify).....                                  |             |                       | \$     |            |  |
| Purpose                                                               |             | Amount                |        |            |  |
|                                                                       |             |                       |        |            |  |
| 3. Total Deductions.....                                              |             |                       | \$     |            |  |
| H. Balance at End of Period                                           |             | 09/30/17              | \$     | 6,810,855  |  |

### I. Preparer's/Reviewer's Certification


|                                                                 |                          |                                        |            |          |
|-----------------------------------------------------------------|--------------------------|----------------------------------------|------------|----------|
| Name of Facility<br>New Horizons Inc. d/b/a Cherry Brook<br>HCC | License No.<br><br>2125C | Report for Year Ended<br><br>9/30/2017 | Page<br>37 | of<br>37 |
|-----------------------------------------------------------------|--------------------------|----------------------------------------|------------|----------|

*Check appropriate category*

|                                     |                          |                          |
|-------------------------------------|--------------------------|--------------------------|
| CCNH                                | RHNS                     | Other ( <i>Specify</i> ) |
| <input checked="" type="checkbox"/> | <input type="checkbox"/> | <input type="checkbox"/> |

#### Preparer/Reviewer Certification

I have prepared and reviewed this report and am familiar with the applicable regulations governing its preparation. I have read the most recent Federal and State issued field audit reports for the Facility and have inquired of appropriate personnel as to the possible inclusion in this report of expenses which are not reimbursable under the applicable regulations. All non-reimbursable expenses of which I am aware (except those expenses known to be automatically removed in the State rate computation system) as a result of reading reports, inquiry or other services performed by me are properly reported as such in this report on Pages 28 and 29 (adjustments to statement of expenditures). Further, the data contained in this report is in agreement with the books and records, as provided to me, by the Facility.

|                                                                                                              |                  |                           |
|--------------------------------------------------------------------------------------------------------------|------------------|---------------------------|
| Signature of Preparer<br> | Title<br><br>CFO | Date Signed<br><br>2/9/18 |
|--------------------------------------------------------------------------------------------------------------|------------------|---------------------------|

|                                                                    |                                    |
|--------------------------------------------------------------------|------------------------------------|
| Printed Name of Preparer<br><br>Athena Health Care Associates, Inc |                                    |
| Address<br>135 South Road<br>Farmington, CT 06032                  | Phone Number<br><br>(860) 751-3900 |