

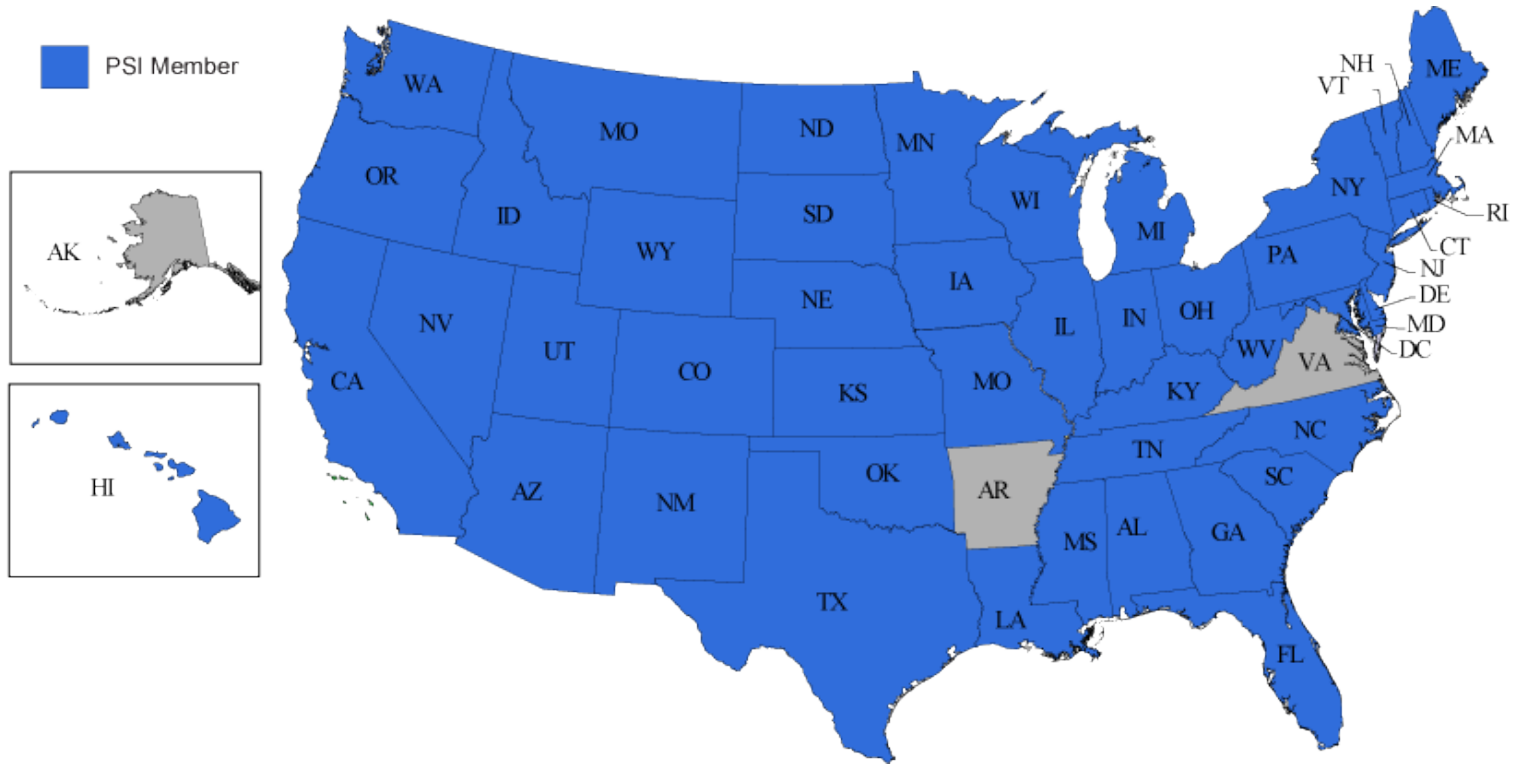
EPR for packaging + printed paper: an overview

connecticut DEEP meeting

may 24, 2016



who is the product stewardship institute?



PRODUCT
STEWARDSHIP
INSTITUTE

some of our
partners
and
advisory
council
members:



our goal

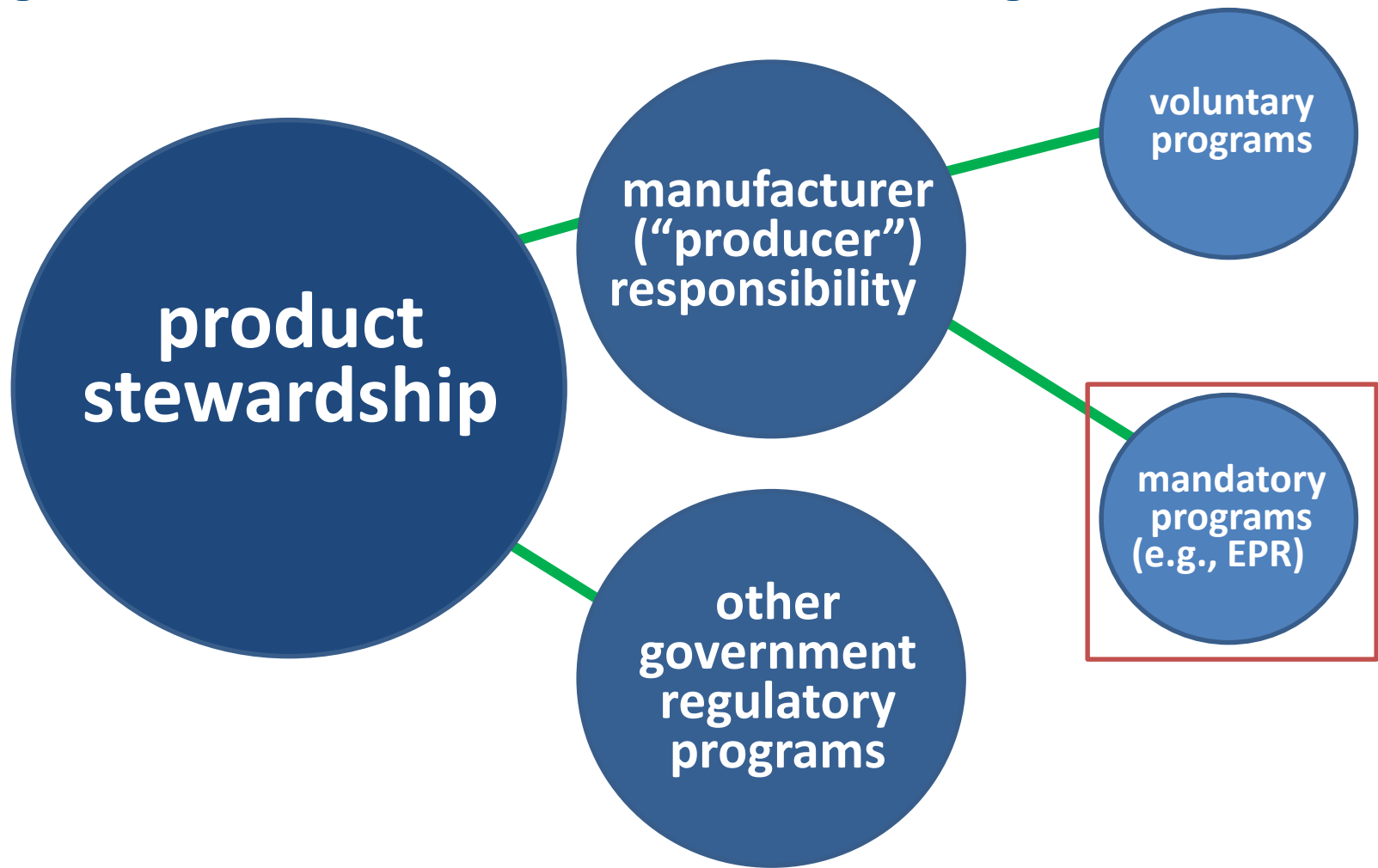


**reduce the
health & environmental impacts
of products across their lifecycle**



PRODUCT
STEWARDSHIP
INSTITUTE

product stewardship vs. EPR



voluntary + mandatory programs in CT

voluntary

mandatory

call  2 recycle[®]

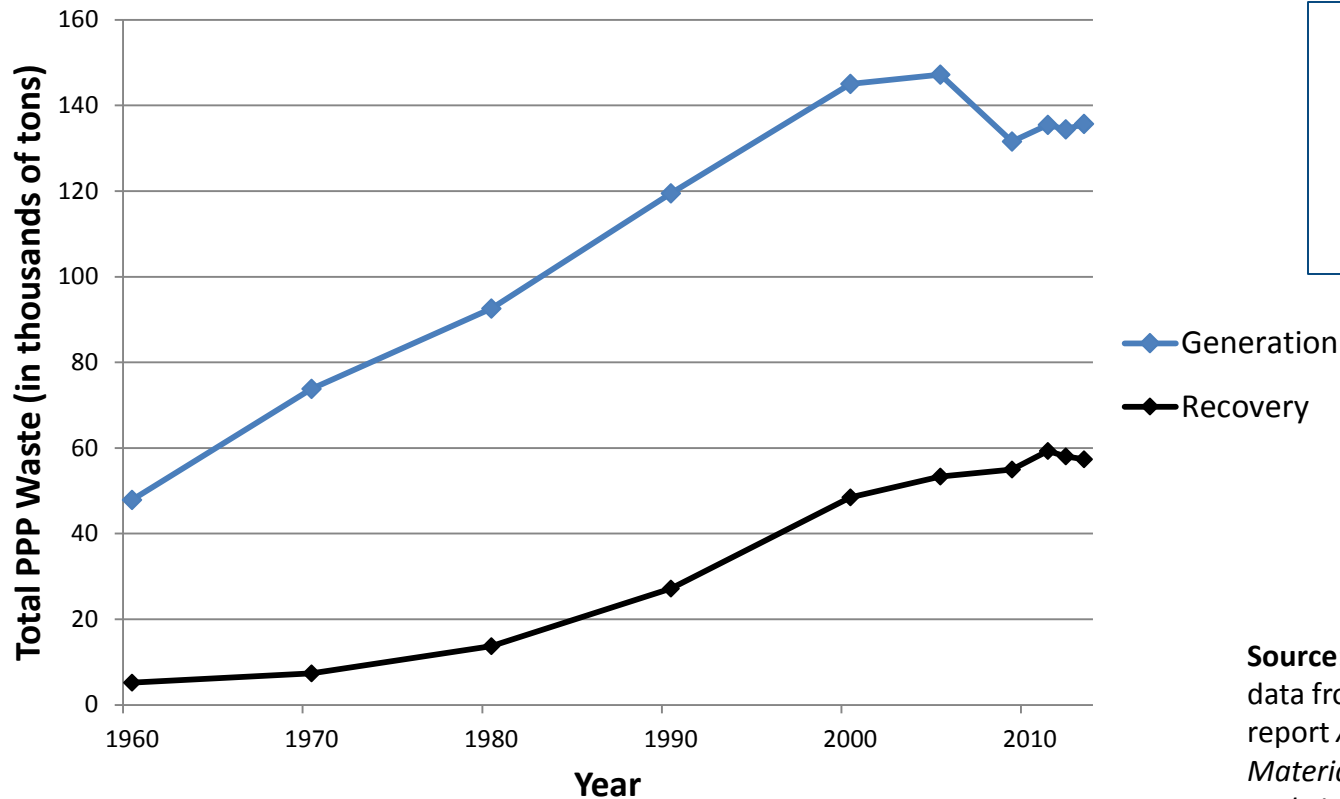
- electronics (2007)
- paint (2011)
- thermostats (2012)
- mattresses (2013)



PRODUCT
STEWARDSHIP
INSTITUTE

U.S. EPA data: 1960 – 2013

PPP generation + recycling

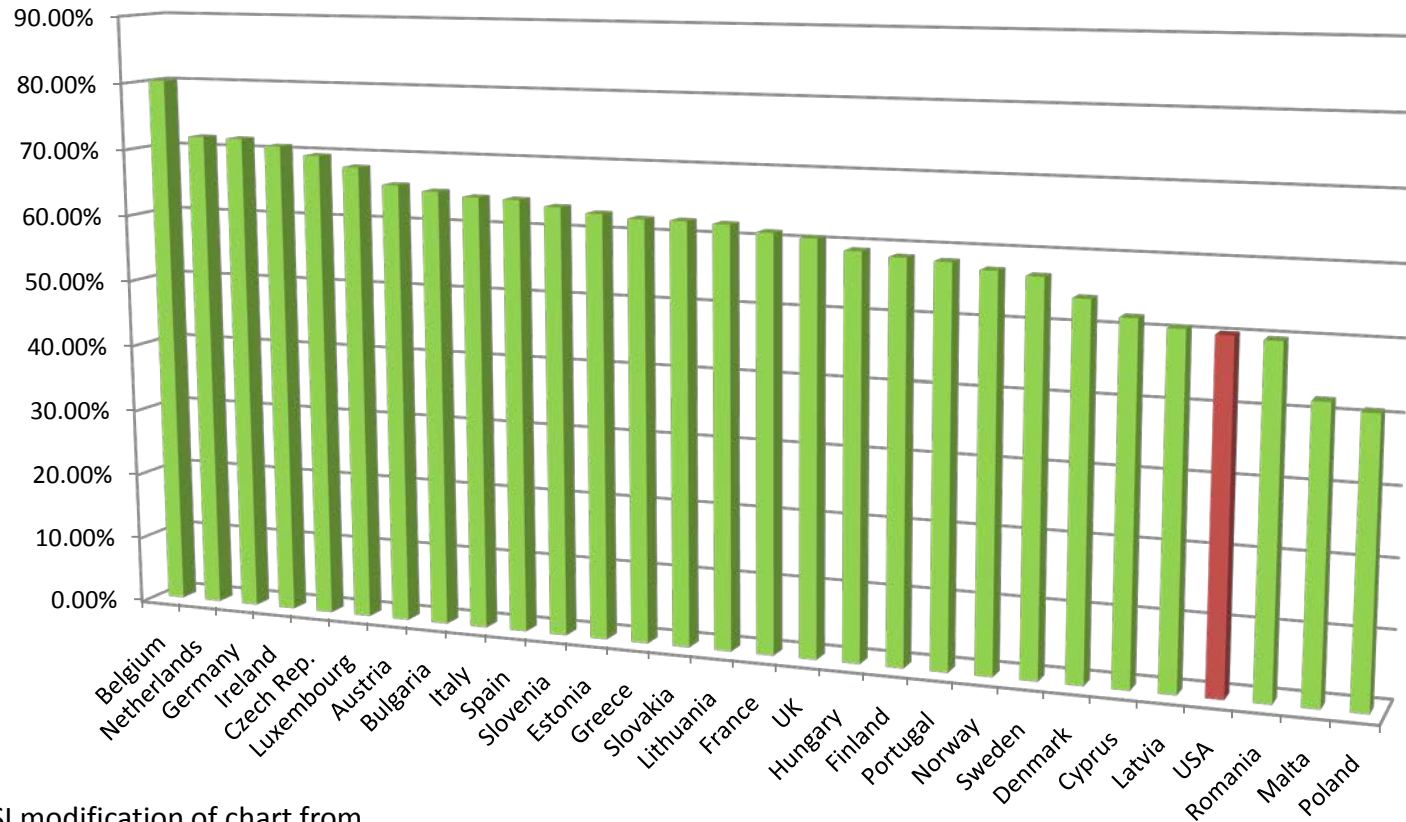


PPP includes:
paper/cardboard
glass
metals
plastics

Source: PSI compilation of data from the 2013 EPA report *Advancing Sustainable Materials Management: Facts and Figures 2013*, released June 2015.



packaging* recycling europe vs. USA 2011



Source: PSI modification of chart from the Extended Producer Responsibility Alliance (EXPRO)



PRODUCT
STEWARDSHIP
INSTITUTE

*Data does not include printed paper

CT barriers to material recovery **state + local**



current system is...

- **too narrowly focused** on single-family homes
 - insufficient collection from multi-family residences
 - insufficient collection from commercial/institutional sources
 - insufficient “away from home” collection
- **inefficient, fragmented** infrastructure
 - patchwork of municipal/private collection

CT barriers to material recovery **state + local**

current system is...

- **inconsistent**
- **lacks participation** from CT citizens
 - public outreach efforts vary greatly
- **dependent** on local tax base + willingness to spend tax \$\$
 - recycling vs. police officers? vs. teachers?
- **challenged** by annual budget cycles
 - difficult to plan/invest long-term
 - may not be able to respond to changing commodity prices
- **system is reactive** to material changes by brand owners



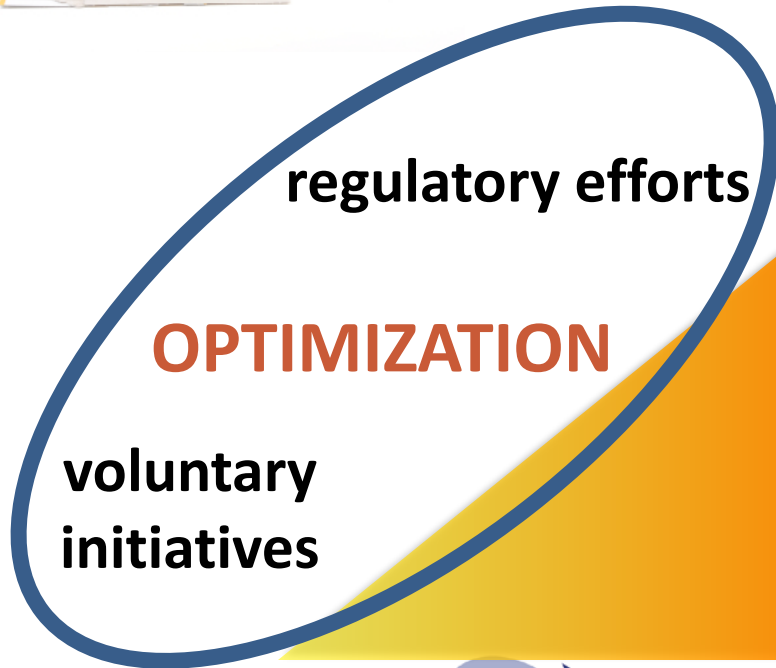


the opportunity:
significantly increase
material recovery




PRODUCT
STEWARDSHIP
INSTITUTE

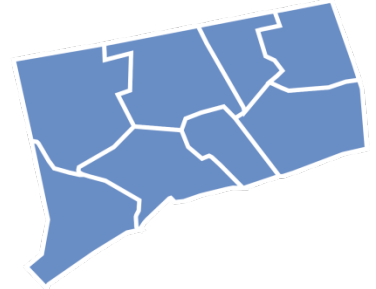
strategic options



GAME CHANGERS



EPR for PPP in CT



- **legislative oversight**
 - **define scope** of packaging and printed materials
 - require producer **financed + managed** system
 - performance **targets by material**
- **CT DEEP oversight**
 - **plan submitted** to agency for approval
 - create **level playing field, reduced** government role
 - **funded by administrative fees from PROs**
- **funding designated to PROs, not general fund**

PPP scope

- no universal definition
- CT can **customize scope** in the law
- in most cases **residential MSW** only
- example - british columbia PPP definition
 - all packaging **generated by a residential consumer**
 - *printed paper* includes all paper used for communication (incl. phonebooks)

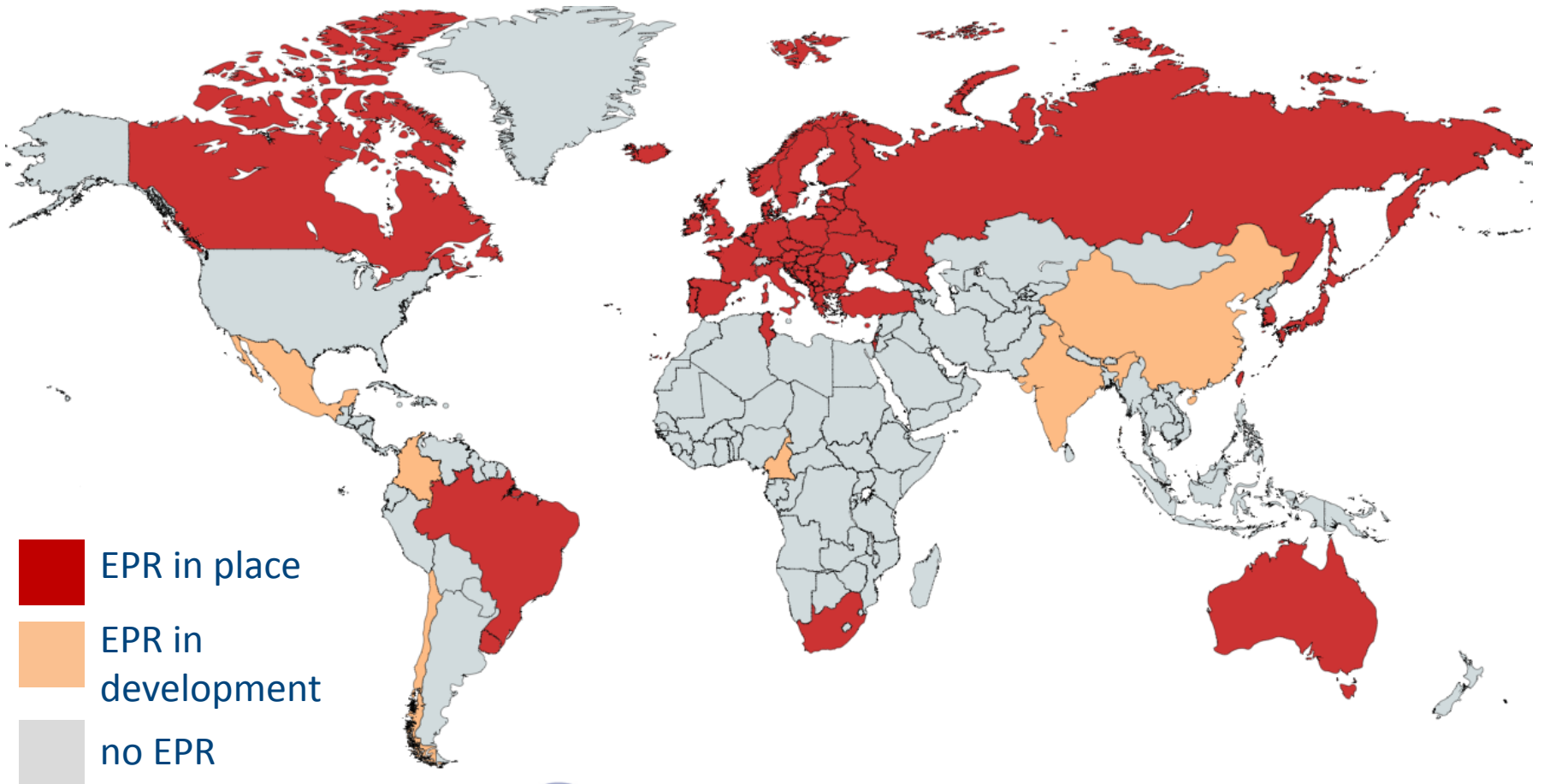


EPR for PPP benefits



- opportunity for **increased recovery**
- **cost savings** for government – **50% to 100%**
- **eliminates** municipal patchwork
- can **improve** material quality
- **not subject to uncertainty** of municipal budgets
- creates **incentive** for waste reduction

packaging EPR in 2015



Source: EPI, 2015



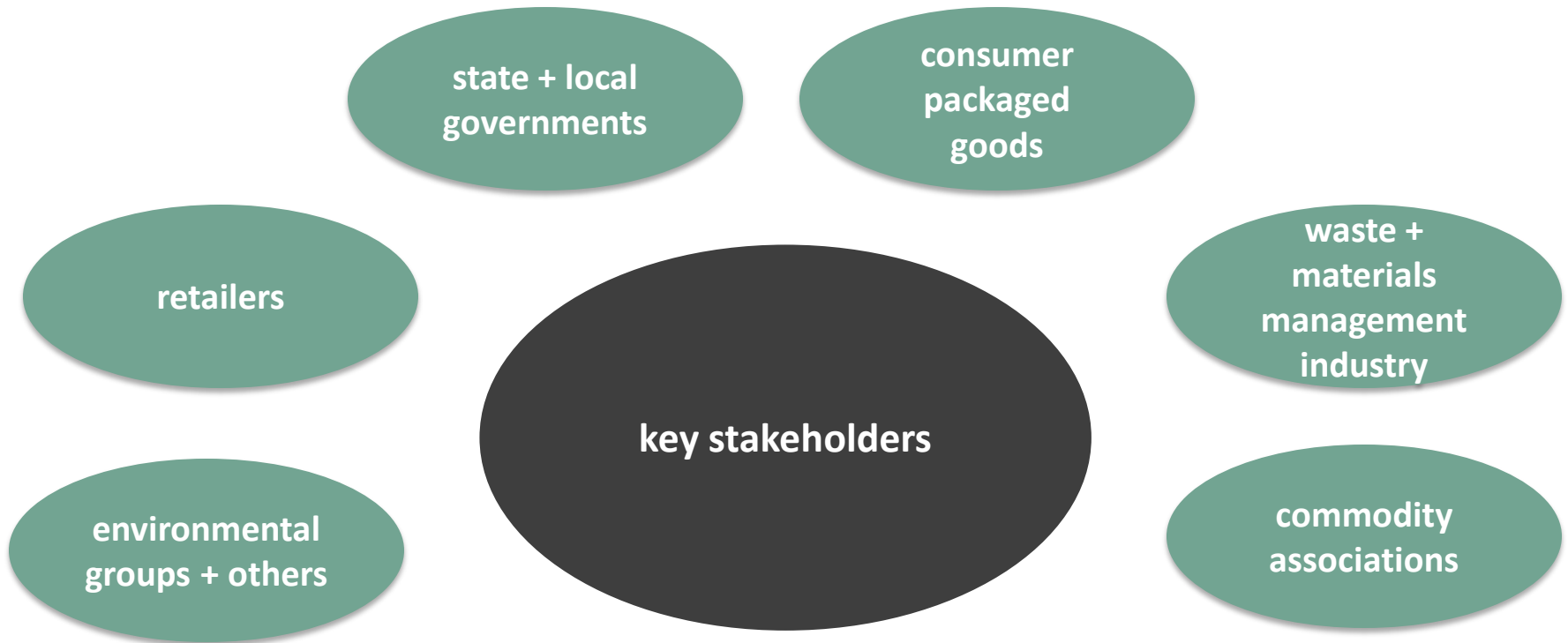
PRODUCT
STEWARDSHIP
INSTITUTE

u.s. stakeholder **perspectives**

all want a **cost-effective system** that
results in an **increased** supply of **high
quality** materials




many stakeholders are needed to design + implement successful **EPR system**



stakeholder considerations

- concerns over maintaining/improving **service levels** in relation to current system
- transitioning to EPR – **local collection + recycling** infrastructure
- who **owns** the material?
- how to address **stranded public assets?**




packaging design policies in EPR systems



packaging design/EPR

PET example

in france, belgium, and ontario, the PRO charges less for clear/blue PET than for colored PET.

jurisdiction	clear/blue PET fee (USD)	colored PET fee (USD)
france	\$0.0082	\$0.009 (plus unit fee)
belgium	\$0.0038 	\$0.009 
ontario, canada	\$0.0037 	\$0.009 

packaging design/EPR

glass example

- **japan** obligated companies are charged three times more for colored glass compared to clear and amber glass
- **ontario** one PRO charges lower fees for clear glass compared to colored glass

jurisdiction	clear glass fee (USD)	colored glass fee (USD)
japan	\$0.003	\$0.01
ontario, canada	\$0.007	\$0.0121



disruptor materials & eco-design incentives in france

- packaging that presents problems for recycling stream incur additional fees
 - glass packaging with ceramic or porcelain cap **+50% fee**
 - plastic PET bottles containing aluminum (labels, plugs, caps, inks), using PVC sleeves, or silicone **+50% fee**
 - packaging paper and cardboard reinforced with polyester **+50% fee**
 - non-recoverable packaging or packing with sorting instructions but no recycling stream (stoneware, PVC and PLA bottles) **+100% fee**
- packaging that is **eco-designed** receives discounts
 - 8% discount for the use of on-pack labeling
 - 8% discount for source reduction



examples of existing EPR programs funding schemes

jurisdiction	producer funding	government funding
ontario	50%	50%
saskatchewan	75%	25%
manitoba	80%	20%
quebec	100%	0%
british columbia	100%	0%

Source: PSI Summary Report, 2014

full vs. shared EPR

control and cost

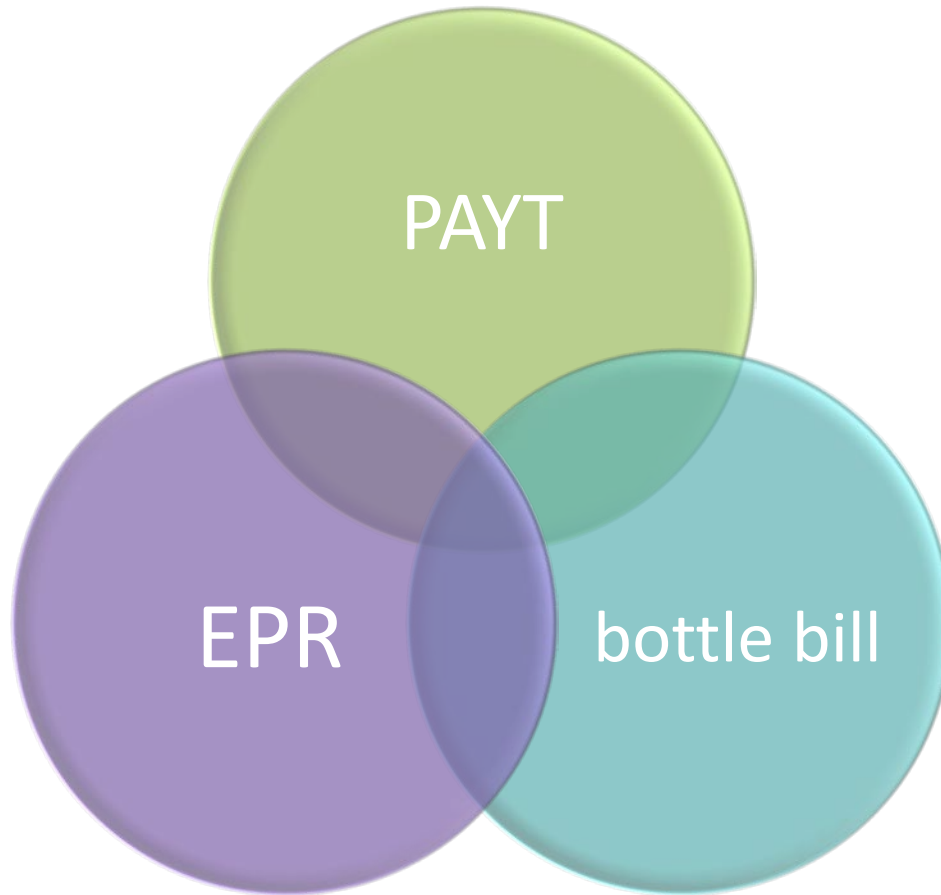
(control = ownership of material + decision making power)

full = producers have control and pay all

shared = producers pay some, taxpayers pay some, control is divided

policies working together

PAYT + bottle bill + EPR



policies working together

bottle bill + EPR

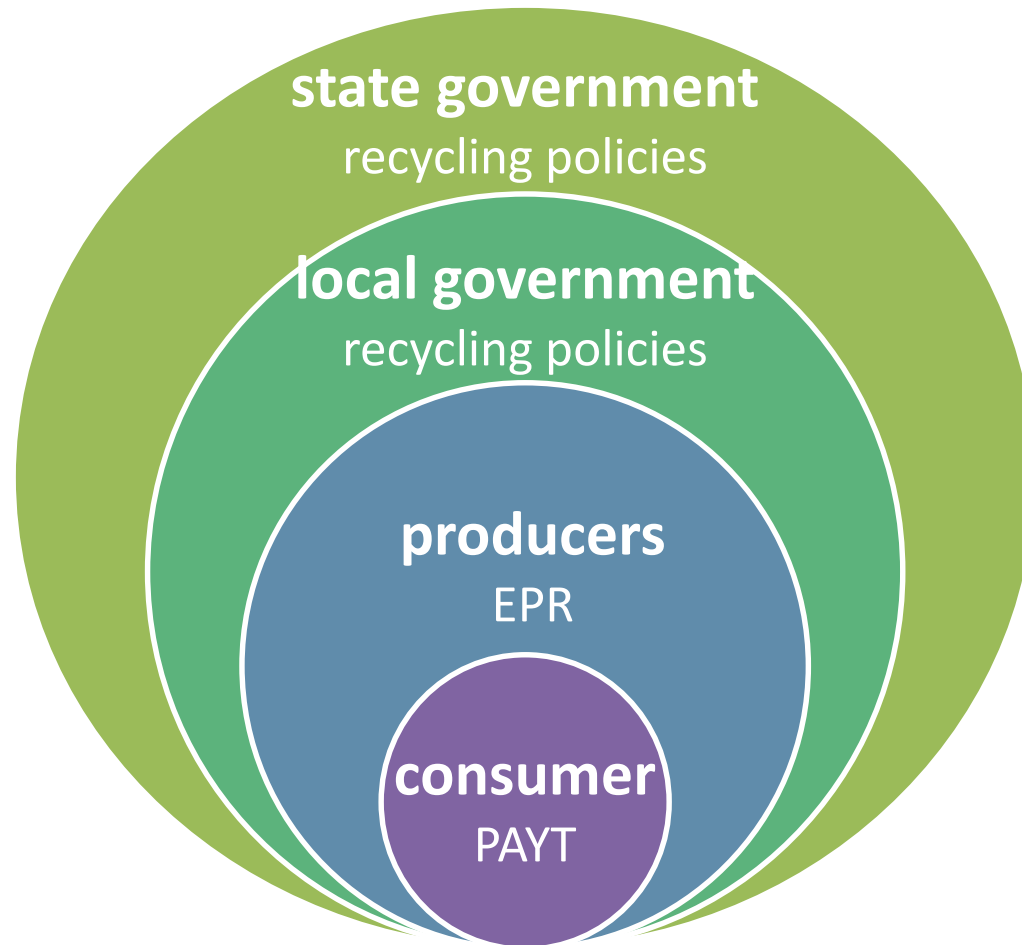
- container deposit systems implemented prior to EPR law generally remain intact
- areas where deposit systems and EPR work together
 - austria, belgium, germany, netherlands, british columbia, quebec

policies working together

PAYT + EPR

- european countries with EPR + mandatory PAYT
 - belgium
 - france
 - germany
- PAYT incentivizes behavior to recycle, thereby increasing participating in the EPR program
 - residents are ultimately the ones who will help brand owners meet their recovery goals

roles + responsibilities




sustainability **today**



zero
waste



cradle to
cradle



producer
responsibility

circular economy



PRODUCT
STEWARDSHIP
30
INSTITUTE

thank
you!

scott cassel

founder + ceo

617.236.4822

scott@productstewardship.us

www.productstewardship.us

