

## CONNECTICUT ENERGY PRICE REPORT

Denotes falling prices compared to year earlier

Denotes flat prices compared to year earlier

Denotes rising prices compared to year earlier



CONNECTICUT RETAIL HEATING OIL	
\$/GAL	
LATEST	1/30/2017 2.537
WEEK AGO	1/23/2017 2.535
MONTH AGO	1/2/2017 2.557
YEAR AGO	2/1/2016 1.958
SRC: DEEP	



CRUDE OIL WTI SPOT PRICE	
\$/BBL	
LATEST	2/1/2017 53.90
WEEK AGO	1/25/2017 52.14
MONTH AGO	1/1/2017 53.06
YEAR AGO	2/1/2016 31.62
SRC: OIL DAILY	



CT RETAIL GASOLINE UNLEADED REGULAR	
\$/GAL	
LATEST	2/1/2017 2.440
WEEK AGO	1/25/2017 2.459
MONTH AGO	1/1/2017 2.468
YEAR AGO	2/1/2016 1.979
SRC: AAA	



CONNECTICUT RETAIL RESIDENTIAL PROPANE	
\$/GAL	
LATEST	1/30/2017 2.998
WEEK AGO	1/23/2017 2.977
MONTH AGO	1/2/2017 2.866
YEAR AGO	2/1/2016 2.467
SRC: EIA	



CT RESIDENTIAL NATURAL GAS	
\$/MCF	
LATEST	Nov-2016 13.28
YEAR AGO	Nov-2015 12.53
2 YEARS AGO	Nov-2014 12.65
3 YEARS AGO	Nov-2013 13.31
SRC: EIA	



CT RESIDENTIAL ELECTRICITY	
CENTS/KWH *	
LATEST	Nov-2016 19.66
YEAR AGO	Nov-2015 20.04
2 YEARS AGO	Nov-2014 20.02
3 YEARS AGO	Nov-2013 18.18
SRC: EIA	



CT COMMERCIAL ELECTRICITY	
CENTS/KWH *	
LATEST	Nov-2016 16.45
YEAR AGO	Nov-2015 15.27
2 YEARS AGO	Nov-2014 15.18
3 YEARS AGO	Nov-2013 14.73
SRC: EIA	



CT INDUSTRIAL ELECTRICITY	
CENTS/KWH *	
LATEST	Nov-2016 12.82
YEAR AGO	Nov-2015 12.97
2 YEARS AGO	Nov-2014 12.40
3 YEARS AGO	Nov-2013 12.81
SRC: EIA	

SRC: EIA

SRC: EIA

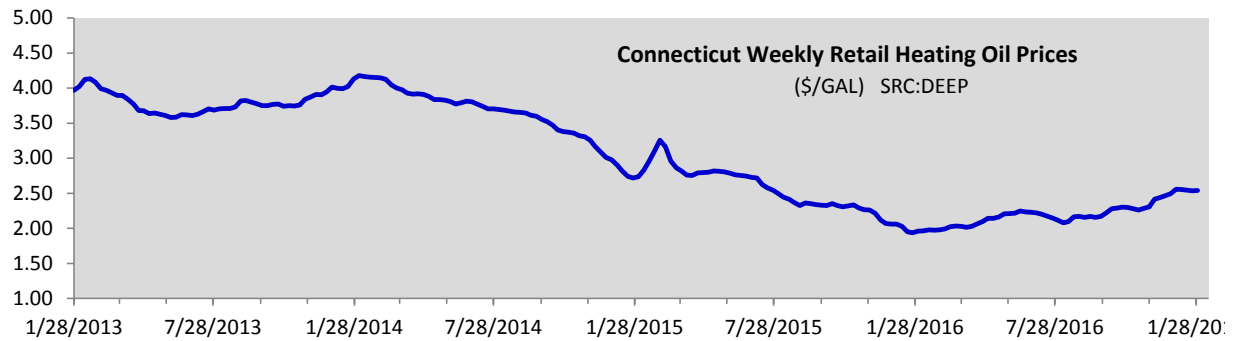
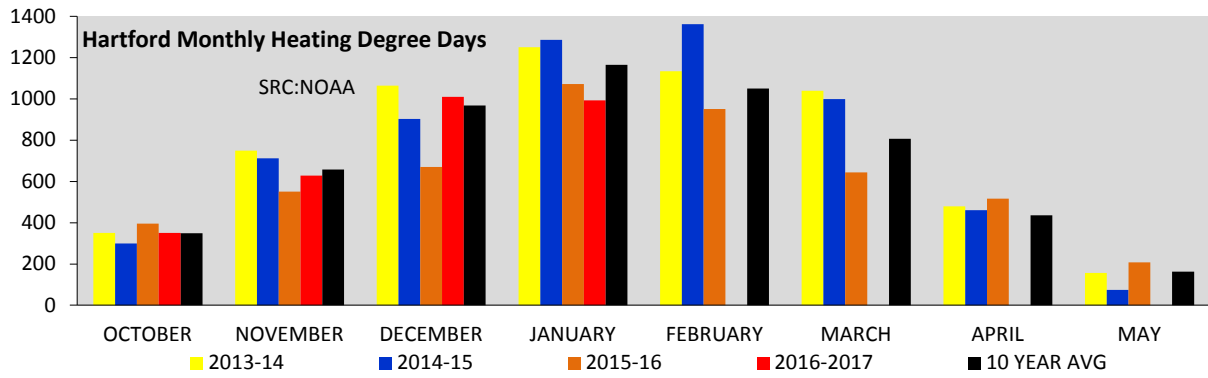
SRC: EIA

SRC: EIA

\* Total Cost/Kwh including generation and transmission components

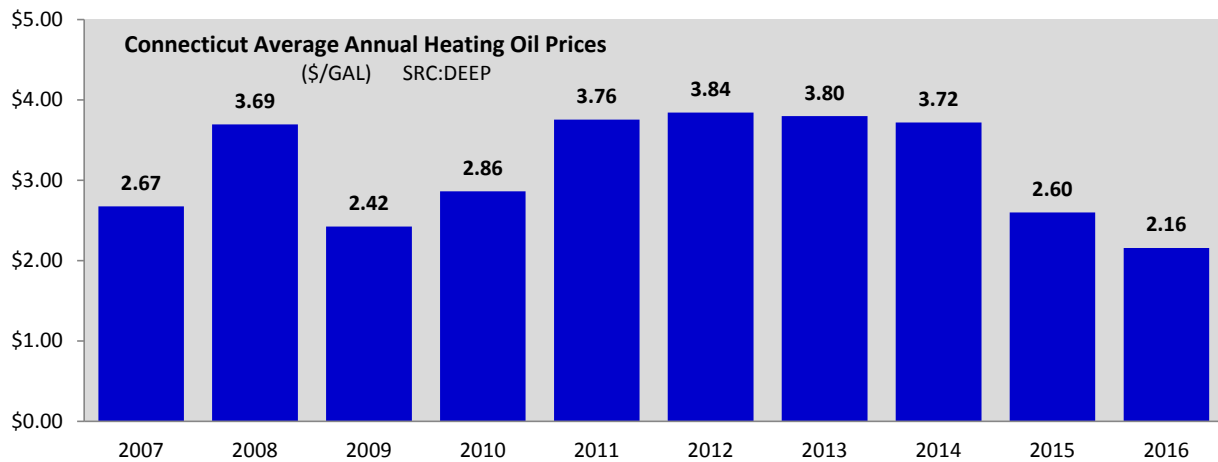
### PRICE COMPARISONS of HEATING FUELS IN \$ PER HEATING OIL GALLON EQUIVALENTS (HOGES)

	CT RES NAT GAS \$/GAL HOGES	CT HEATING OIL \$/GAL HOGES	CT RES PROPANE \$/GAL HOGES
Oct'15 - Nov'15	1.819	2.309	3.813
Oct'16 - Nov'16	1.925	2.280	4.119

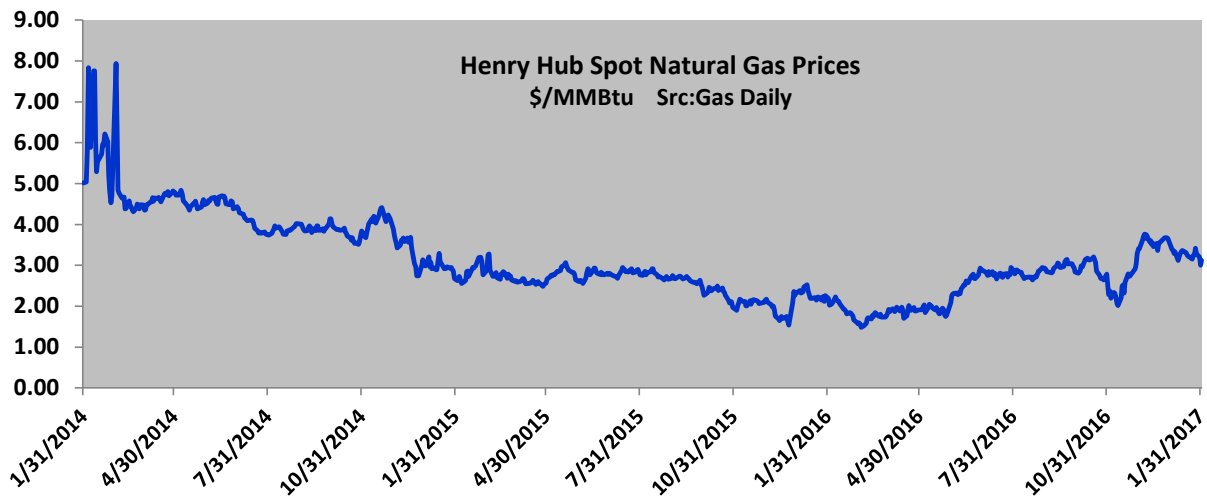
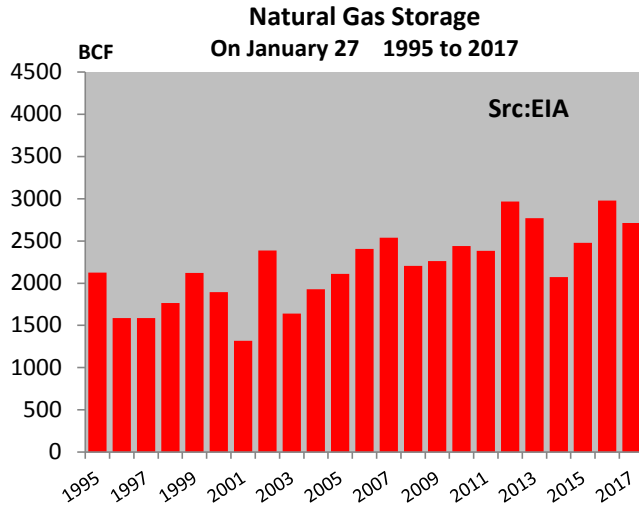
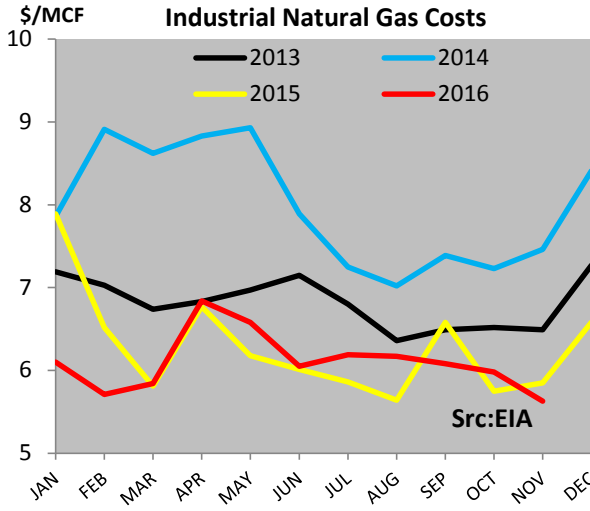
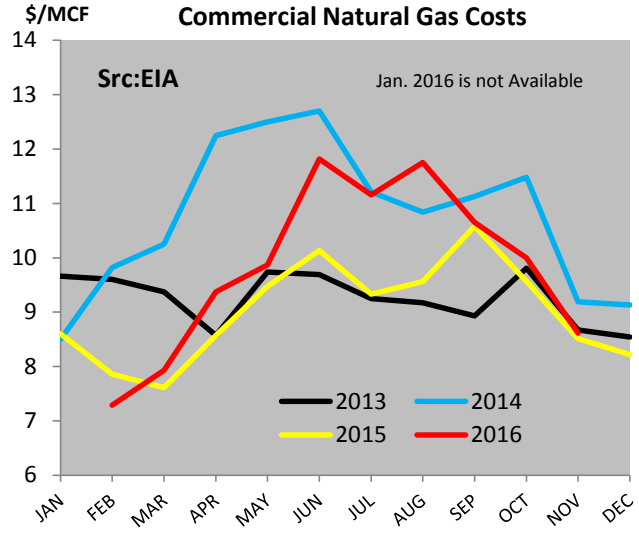
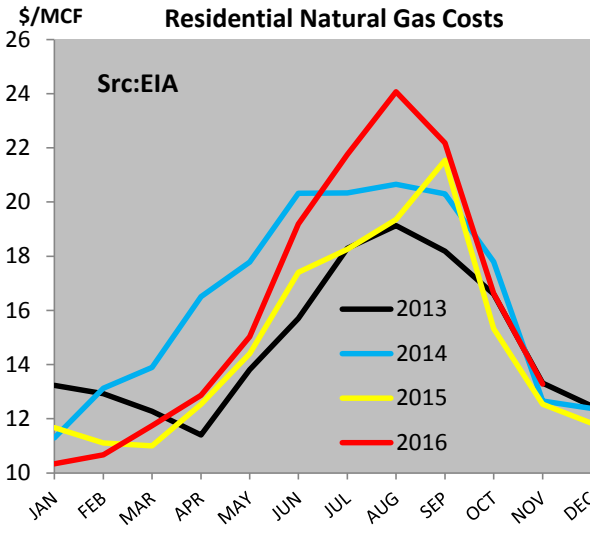


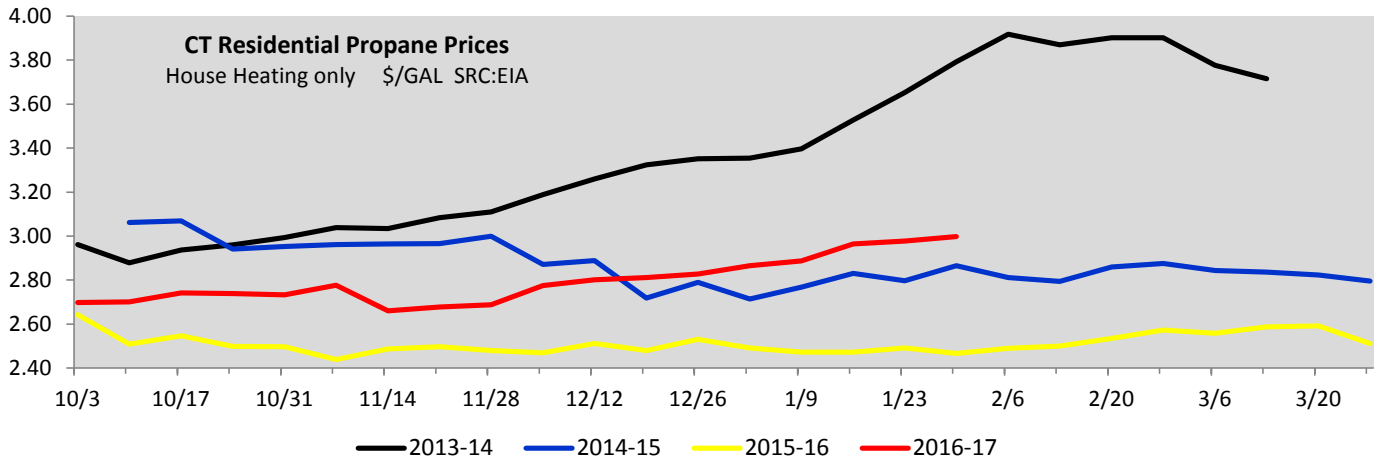
	Retail Heating Oil Prices \$/Gal Src:DEEP
2/1/2016	\$1.958
1/23/2017	\$2.535
1/30/2017	\$2.537
% Change Year Ago	29.6%
% Change Week Ago	0.1%

	Spot Heating Oil Prices \$/Gal Src:Oil Daily
2/1/2016	\$0.964
1/25/2017	\$1.518
2/1/2017	\$1.568
% Change Year Ago	62.6%
% Change Week Ago	3.3%



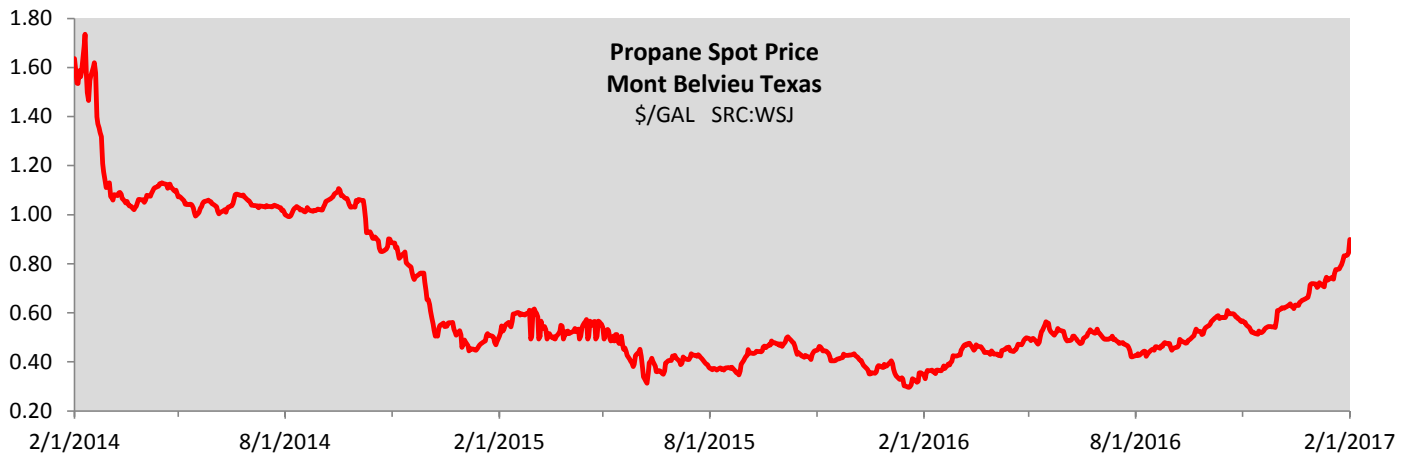
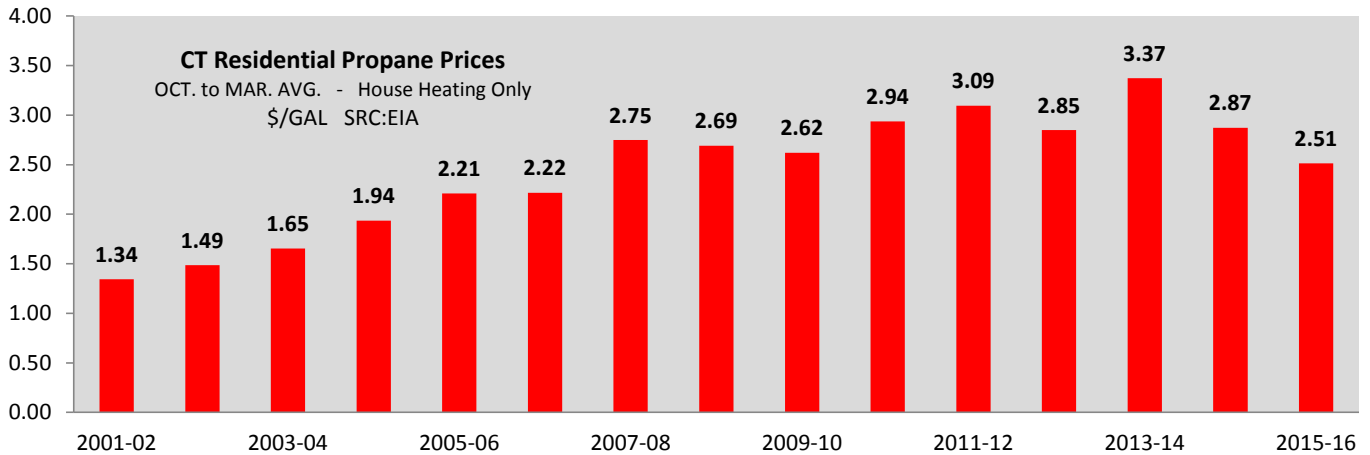
# Connecticut Natural Gas

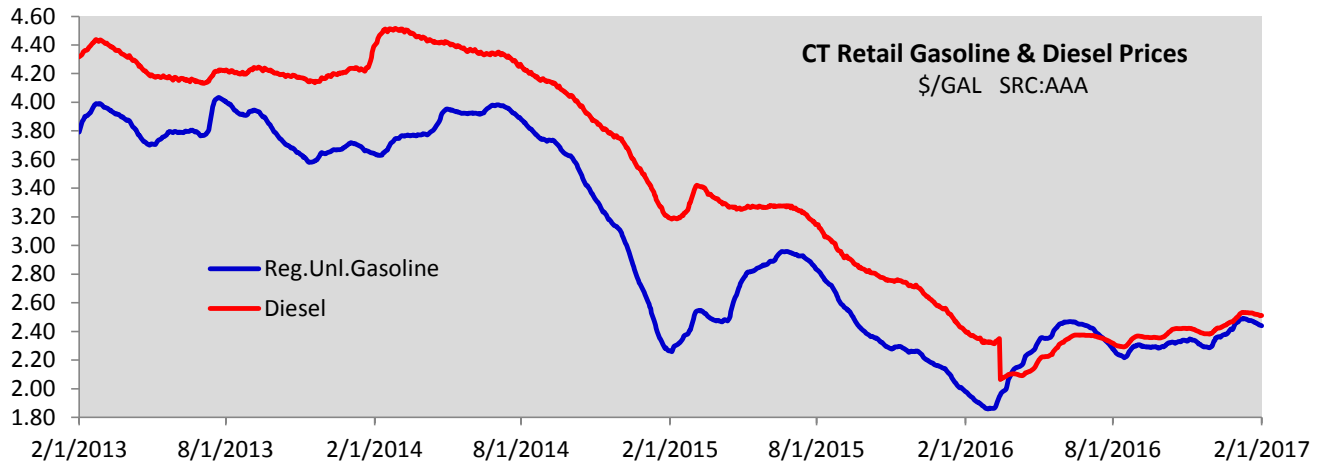




Retail Propane Heating Prices	
\$/Gal Src:Eia	
2/1/2016	\$2.467
1/23/2017	\$2.977
1/30/2017	\$2.998
% Change Year Ago	21.5%
% Change Week Ago	0.7%

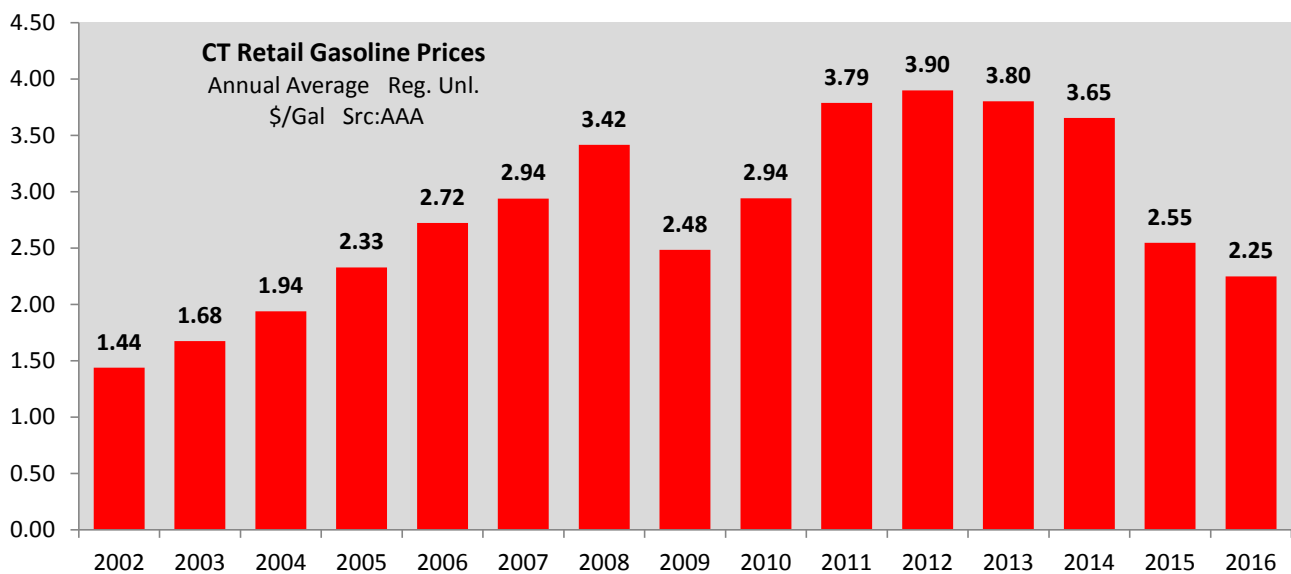
Spot Propane Prices	
\$/Gal Src:WSJ	
2/1/2016	\$0.346
1/25/2017	\$0.796
2/1/2017	\$0.899
% Change Year Ago	160.0%
% Change Week Ago	12.9%

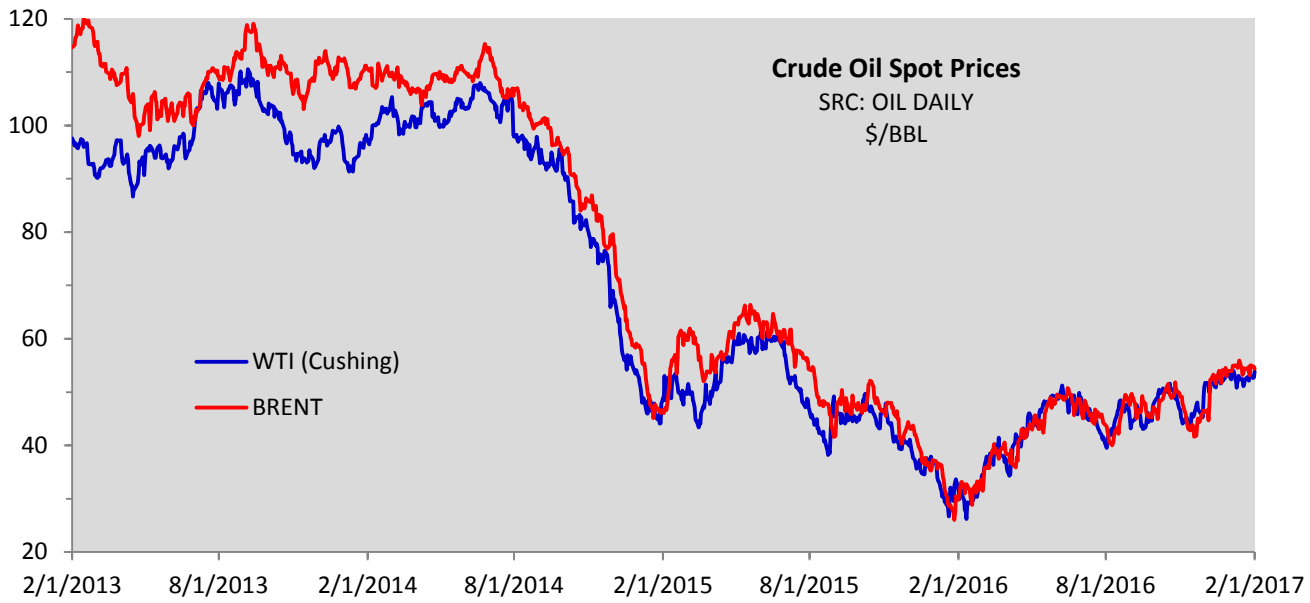




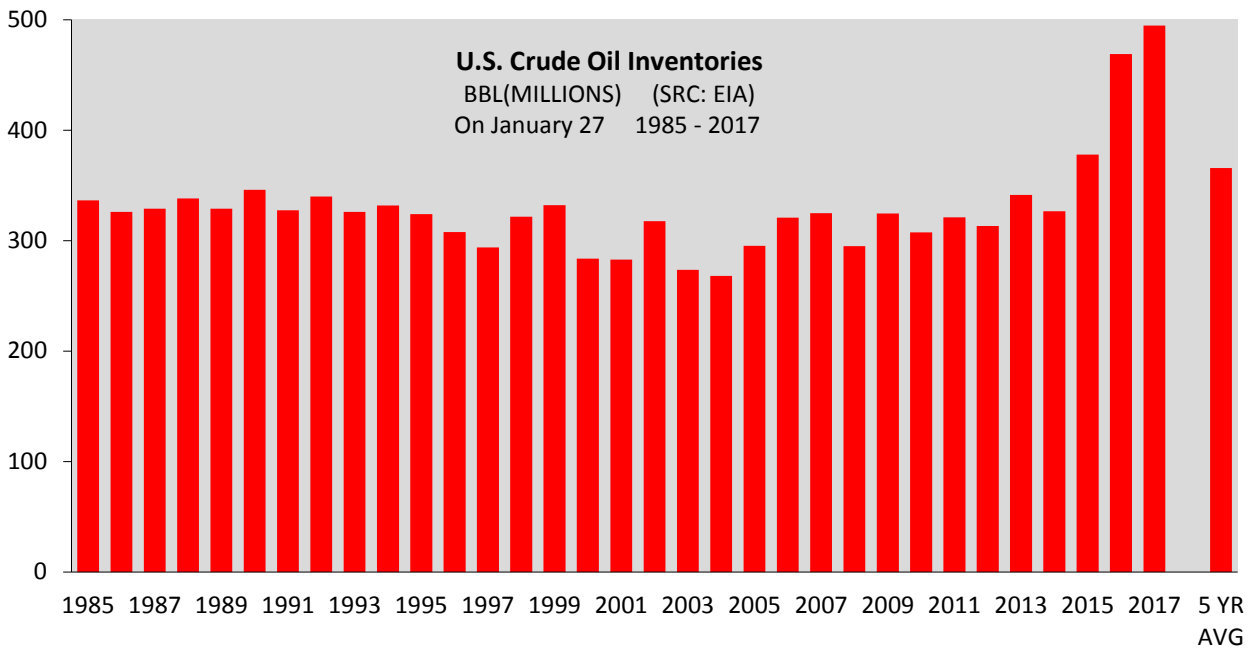
SRC:AAA \$/GAL	Connecticut Retail Regular Unleaded				
	Bridgeport	Hartford	New Haven-Meriden	New London-Norwich	Statewide
2/1/2016	2.098	1.942	1.954	1.958	1.979
1/25/2017	2.548	2.432	2.439	2.412	2.459
2/1/2017	2.528	2.412	2.422	2.379	2.440
% Change Week Ago	-0.8%	-0.8%	-0.7%	-1.4%	-0.8%
% Change Year Ago	20.5%	24.2%	24.0%	21.5%	23.3%

SRC:AAA \$/GAL	Connecticut Retail Diesel				
	Bridgeport	Hartford	New Haven-Meriden	New London-Norwich	Statewide
2/1/2016	2.481	2.381	2.375	2.351	2.400
1/25/2017	2.763	2.687	2.715	2.679	2.710
2/1/2017	2.766	2.682	2.701	2.632	2.705
% Change Week Ago	0.1%	-0.2%	-0.5%	-1.8%	-0.2%
% Change Year Ago	11.5%	12.6%	13.7%	12.0%	12.7%

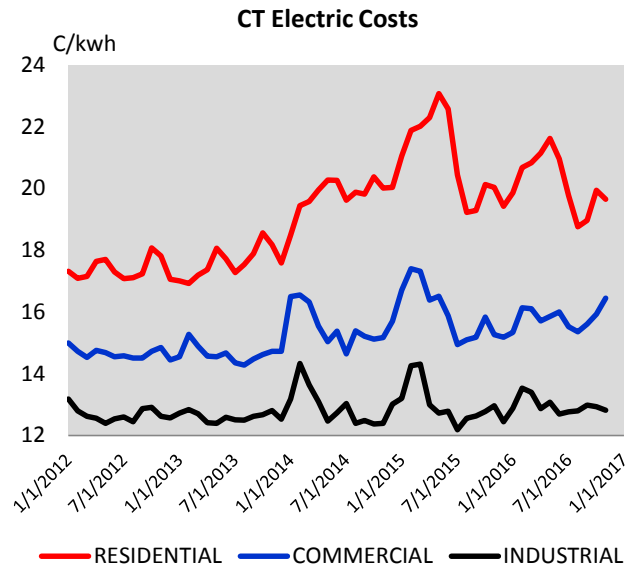
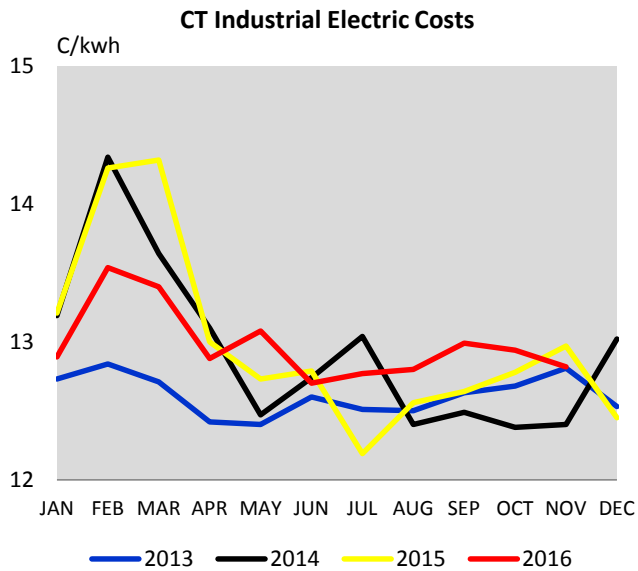
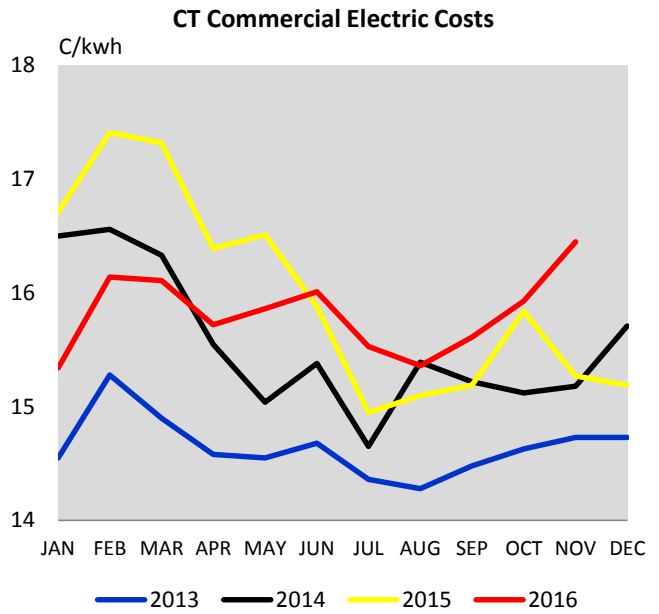
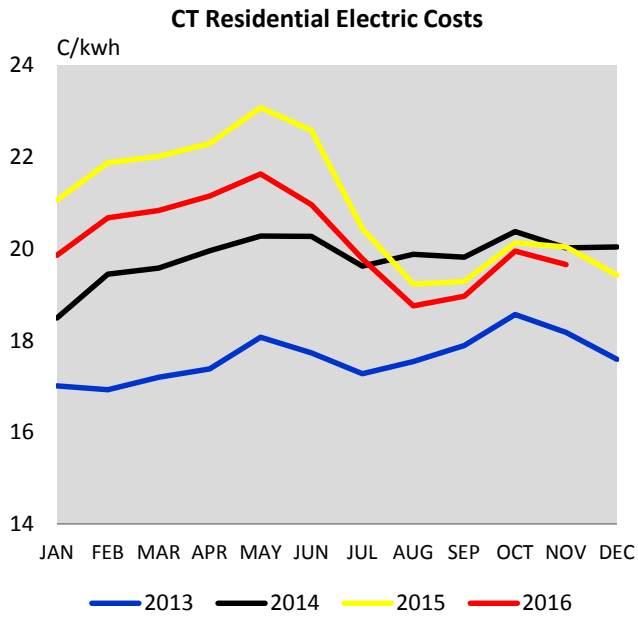




Crude Oil Spot Prices		
	\$/Bbl Src:Oil Daily	
	WTI	Brent
2/1/2016	31.62	32.45
1/25/2017	52.14	54.33
2/1/2017	53.90	55.78
% Change Year Ago	70.5%	71.9%
% Change Week Ago	3.4%	2.7%



**Average Retail Price of Electricity To Ultimate Customers By End-Use Sector**  
 U.S. Energy Information Administration / Electric Power Monthly  
 Cents Per Kilowatt-Hour



	Residential	Commercial	Industrial	Total
Src:EIA	Cents/Kwh	Cents/Kwh	Cents/Kwh	Cents/Kwh
October 2015	20.13	15.84	12.78	17.05
October 2016	19.95	15.93	12.94	17.11
% Change Year Ago	-0.9%	0.6%	1.3%	0.4%