

## CONNECTICUT ENERGY PRICE REPORT

Denotes falling prices compared to year earlier

Denotes flat prices compared to year earlier

Denotes rising prices compared to year earlier



**CONNECTICUT RETAIL  
HEATING OIL**

**\$/GAL**

<b>LATEST</b>	4/10/2017	2.497
<b>WEEK AGO</b>	4/3/2017	2.496
<b>MONTH AGO</b>	3/13/2017	2.519
<b>YEAR AGO</b>	4/11/2016	2.027
SRC: DEEP		



**CRUDE OIL  
WTI SPOT PRICE**

**\$/BBL**

4/12/2017	53.12
4/5/2017	51.14
3/12/2017	47.98
4/12/2016	42.12
SRC: OIL DAILY	



**CT RETAIL GASOLINE  
UNLEADED REGULAR**

**\$/GAL**

4/12/2017	2.461
4/5/2017	2.418
3/12/2017	2.393
4/12/2016	2.175
SRC: AAA	



**CONNECTICUT RETAIL  
RESIDENTIAL PROPANE**

**\$/GAL**

3/27/2017	2.969
3/20/2017	2.988
2/27/2017	2.989
3/28/2016	2.512
SRC: EIA	



**CT RESIDENTIAL  
NATURAL GAS**

**\$/MCF**

<b>LATEST</b>	Jan-2017	12.39
<b>YEAR AGO</b>	Jan-2016	10.34
<b>2 YEARS AGO</b>	Jan-2015	11.67
<b>3 YEARS AGO</b>	Jan-2014	11.30
SRC: EIA		



**CT RESIDENTIAL  
ELECTRICITY**

**CENTS/KWH \***

Jan-2017	19.02
Jan-2016	19.47
Jan-2015	20.04
Jan-2014	17.59
SRC: EIA	



**CT COMMERCIAL  
ELECTRICITY**

**CENTS/KWH \***

Jan-2017	15.32
Jan-2016	15.24
Jan-2015	15.71
Jan-2014	14.73
SRC: EIA	



**CT INDUSTRIAL  
ELECTRICITY**

**CENTS/KWH \***

Jan-2017	12.92
Jan-2016	12.39
Jan-2015	13.02
Jan-2014	12.53
SRC: EIA	

SRC: EIA

SRC: EIA

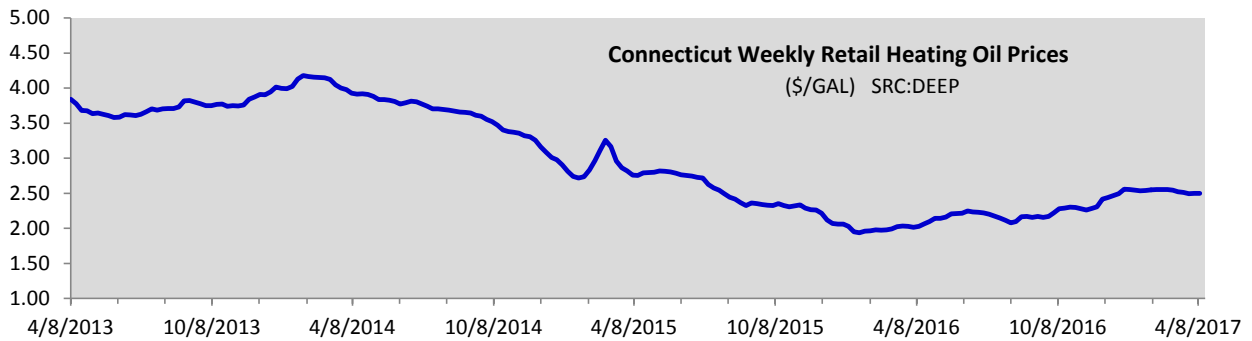
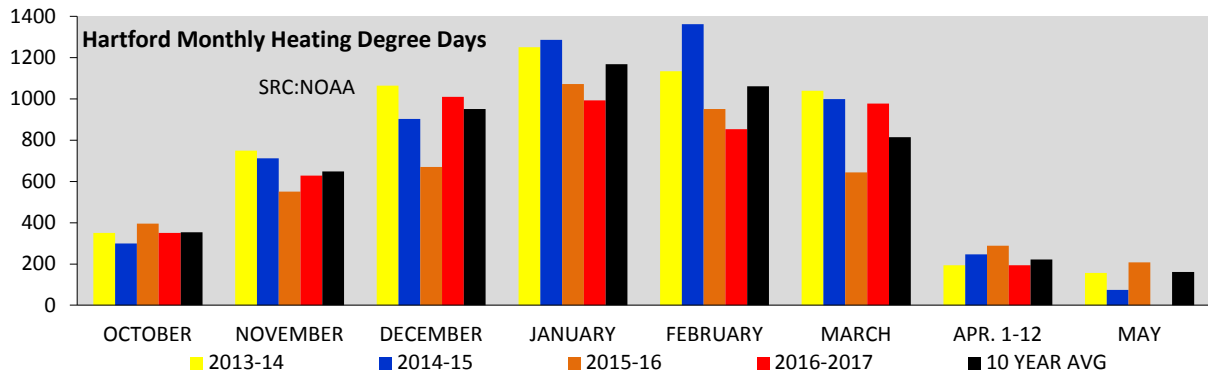
SRC: EIA

SRC: EIA

\* Total Cost/Kwh including generation and transmission components

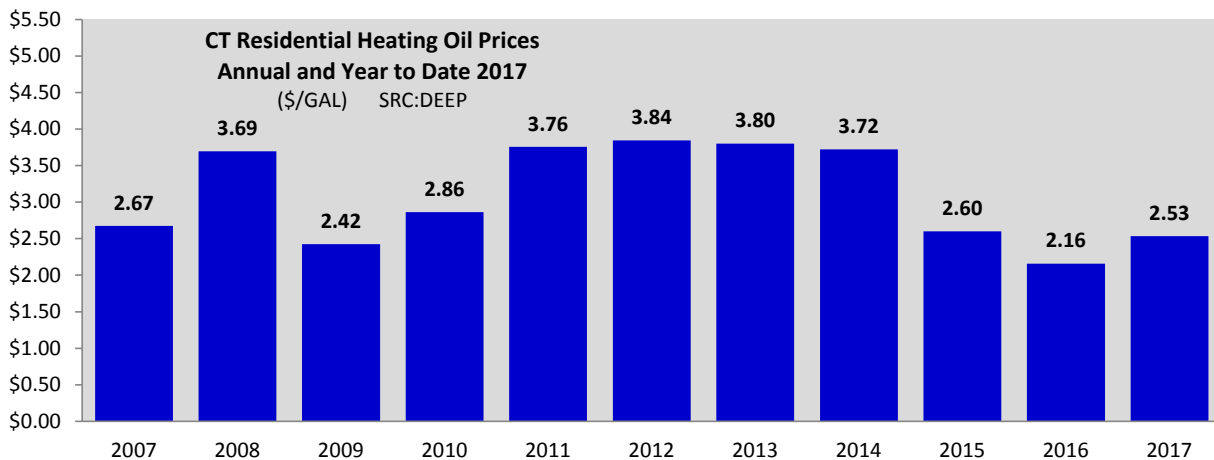
### PRICE COMPARISONS of HEATING FUELS IN \$ PER HEATING OIL GALLON EQUIVALENTS (HOGES)

	<b>CT RES NAT GAS \$/GAL HOGES</b>	<b>CT HEATING OIL \$/GAL HOGES</b>	<b>CT RES PROPANE \$/GAL HOGES</b>
Oct'15 - Jan'16	1.573	2.189	3.799
Oct'16- Jan'17	1.709	2.392	4.247

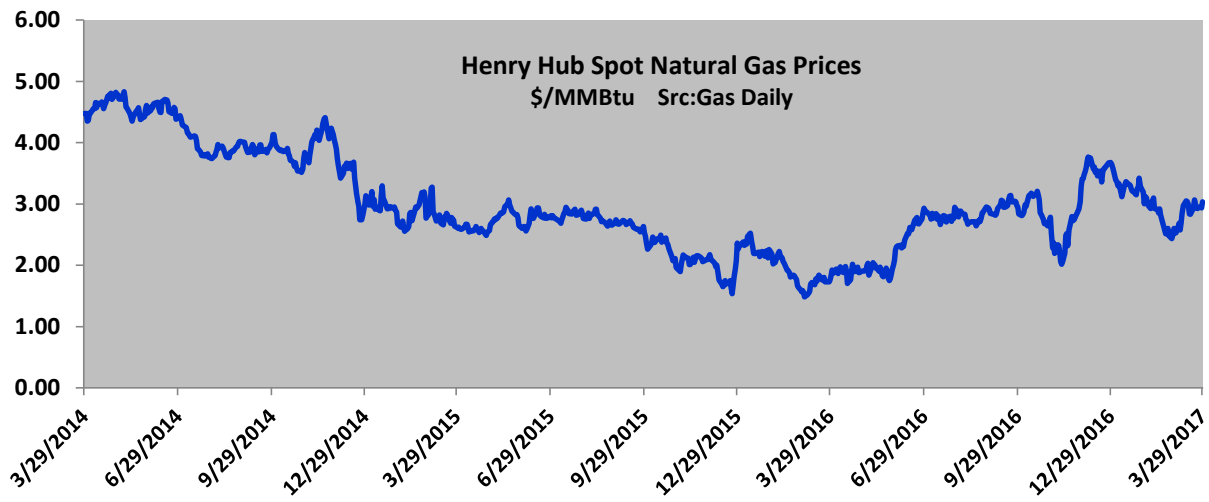
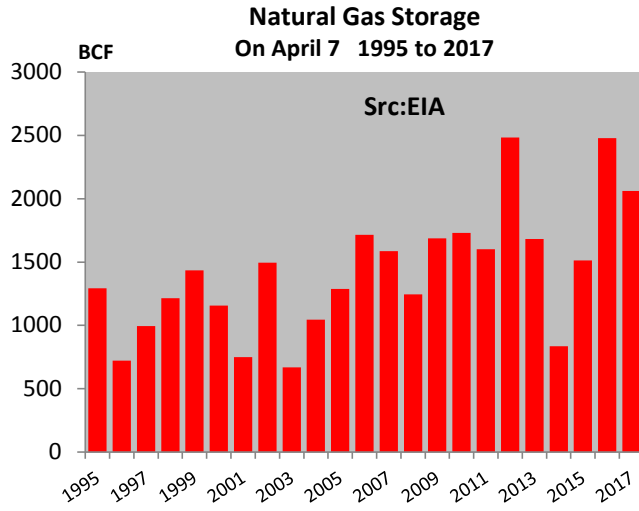
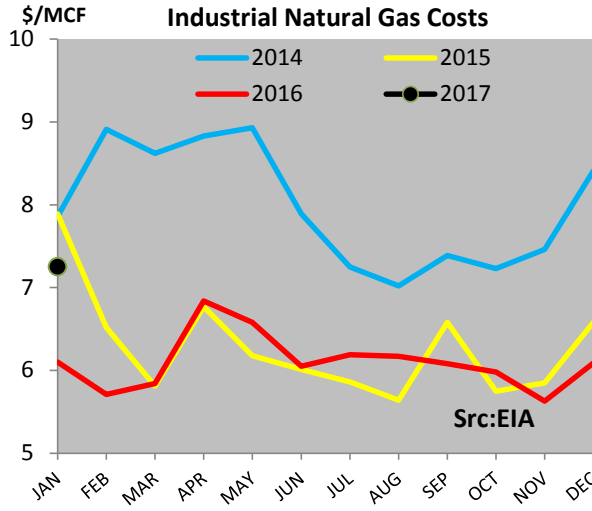
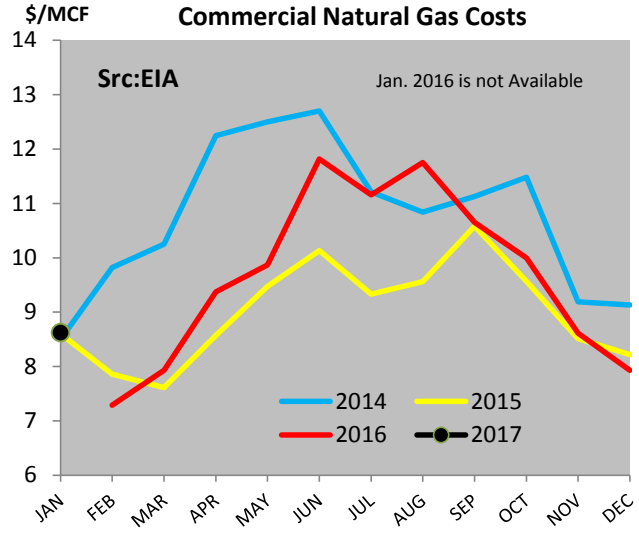
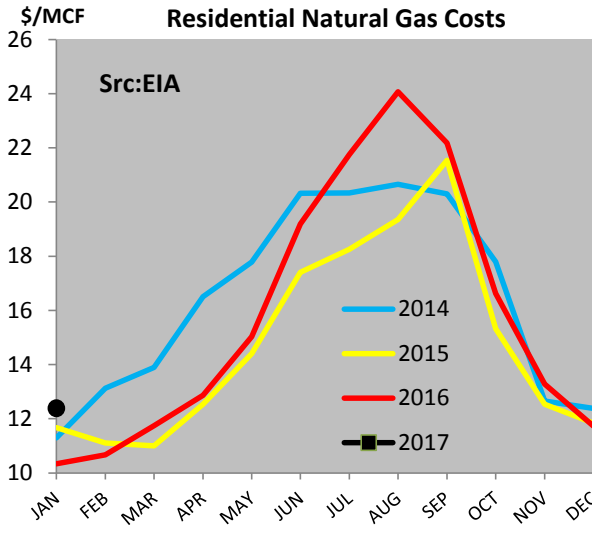


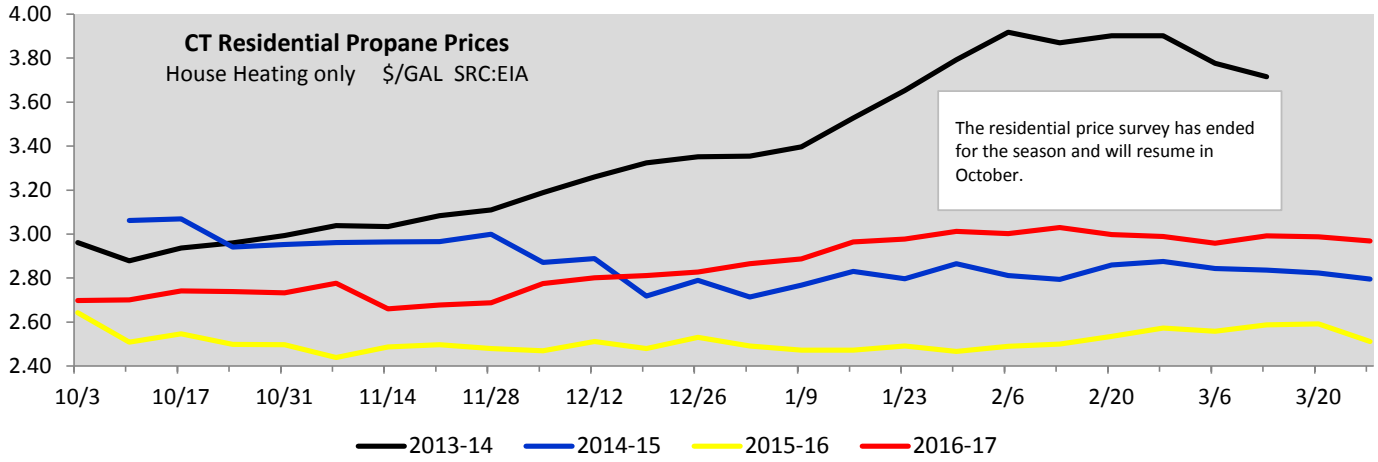
	Retail Heating Oil Prices \$/Gal Src:DEEP
4/11/2016	\$2.027
4/3/2017	\$2.496
4/10/2017	\$2.497
% Change Year Ago	23.2%
% Change Week Ago	0.0%

	Spot Heating Oil Prices \$/Gal Src:Oil Daily
4/12/2016	\$1.220
4/5/2017	\$1.486
4/12/2017	\$1.586
% Change Year Ago	30.0%
% Change Week Ago	6.7%



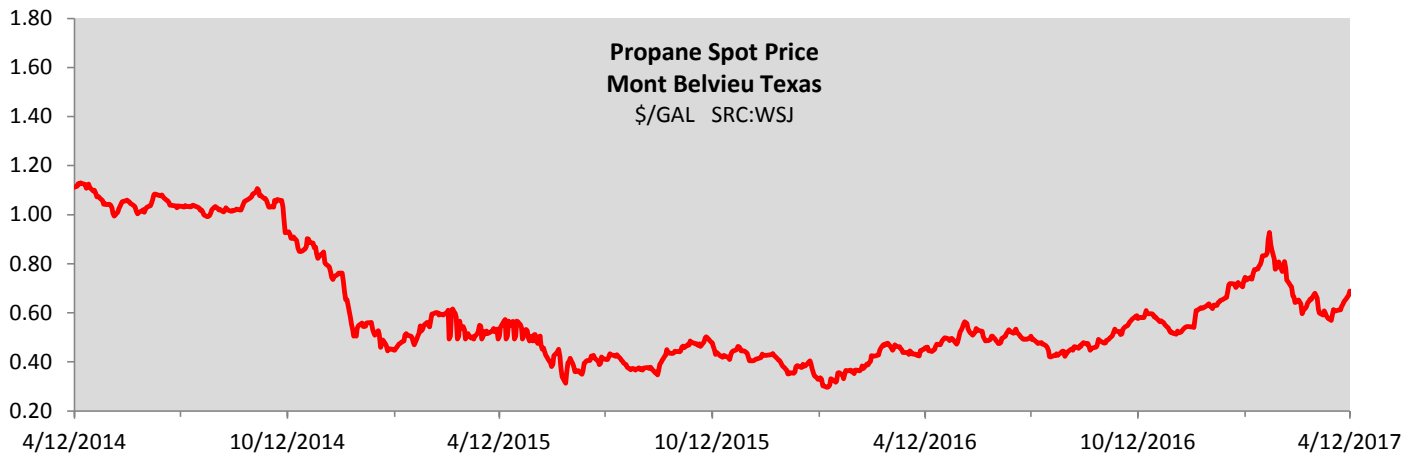
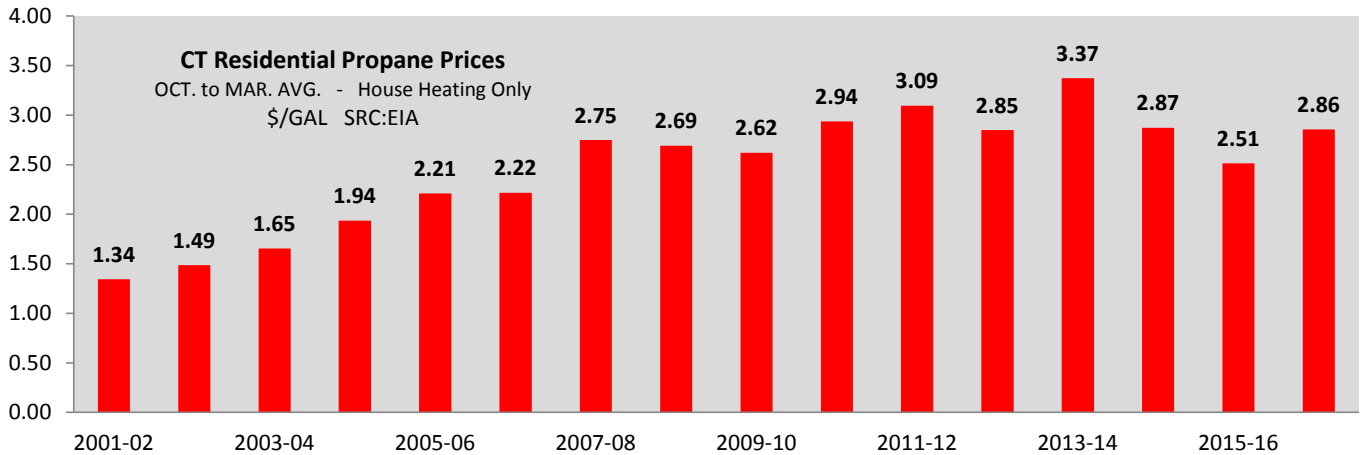
# Connecticut Natural Gas

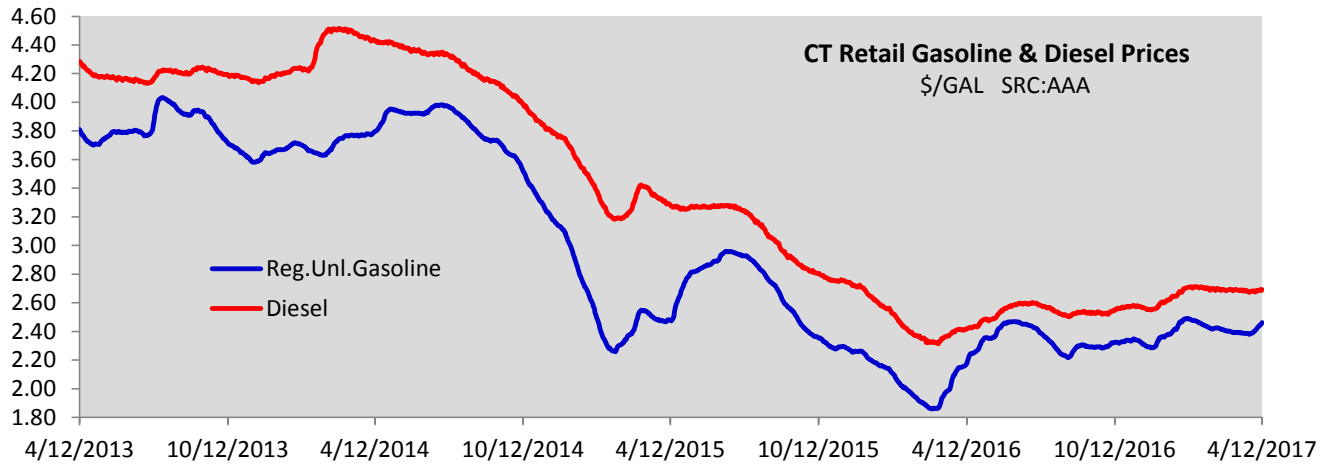




Retail Propane Heating Prices	
\$/Gal Src:EIA	
3/28/2016	\$2.512
3/20/2017	\$2.988
3/27/2017	\$2.969
% Change Year Ago	18.2%
% Change Week Ago	-0.6%

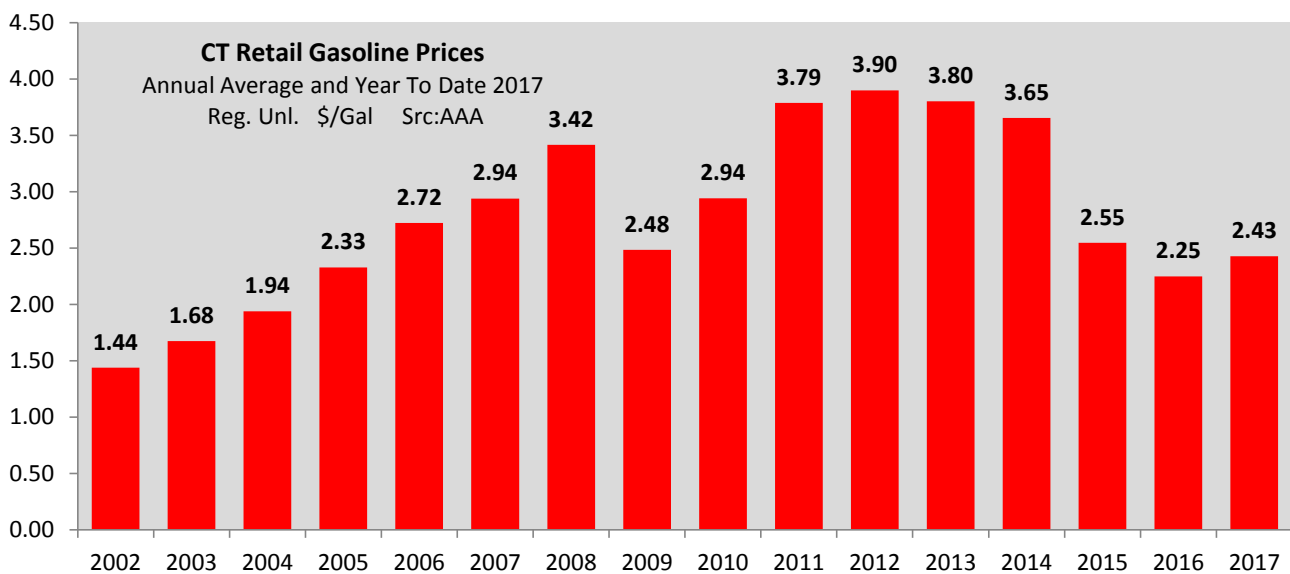
Spot Propane Prices	
\$/Gal Src:WSJ	
4/12/2016	\$0.459
4/5/2017	\$0.625
4/12/2017	\$0.690
% Change Year Ago	50.4%
% Change Week Ago	10.3%

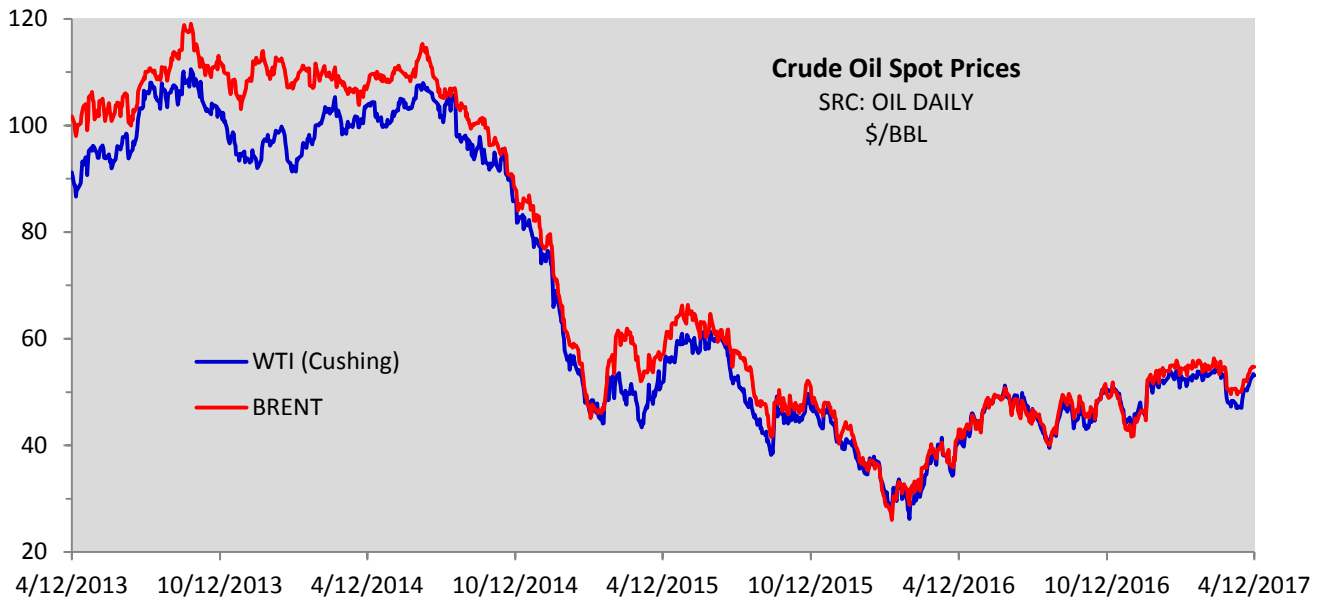




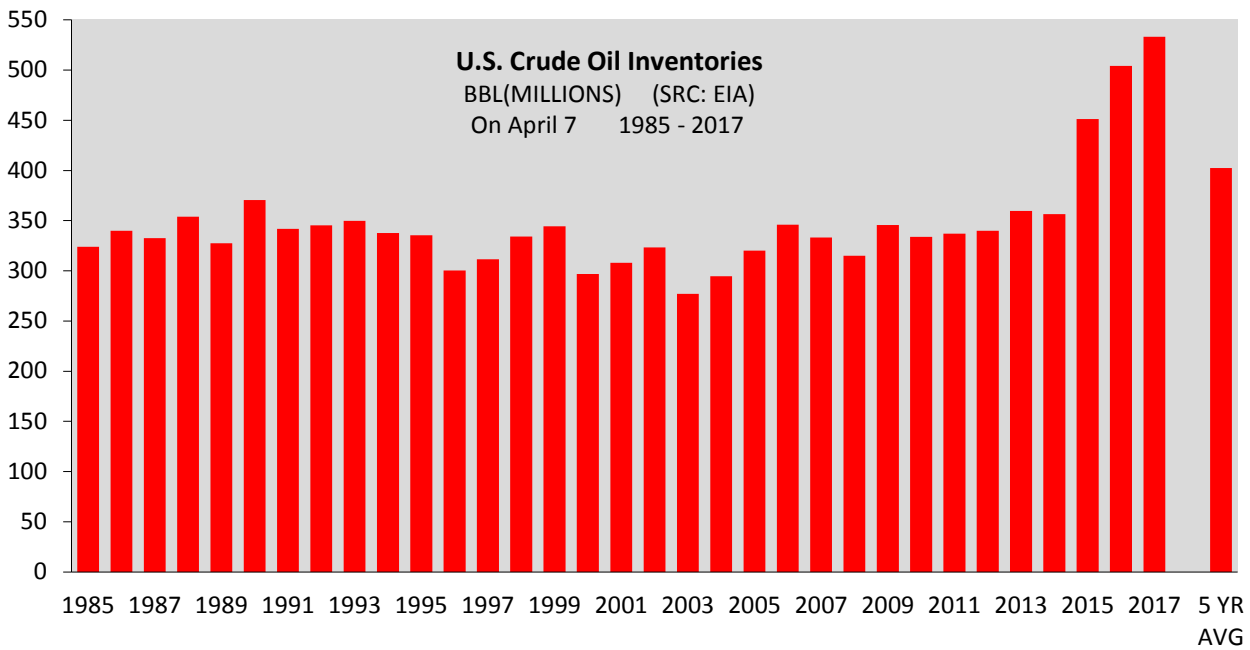
SRC:AAA \$/GAL	Connecticut Retail Regular Unleaded				
	Bridgeport	Hartford	New Haven-Meriden	New London-Norwich	Statewide
4/12/2016	2.253	2.150	2.160	2.159	2.175
4/5/2017	2.501	2.395	2.394	2.372	2.418
4/12/2017	2.545	2.438	2.434	2.426	2.461
% Change Week Ago	1.8%	1.8%	1.7%	2.3%	1.8%
% Change Year Ago	13.0%	13.4%	12.7%	12.4%	13.1%

SRC:AAA \$/GAL	Connecticut Retail Diesel				
	Bridgeport	Hartford	New Haven-Meriden	New London-Norwich	Statewide
4/12/2016	2.481	2.395	2.435	2.437	2.420
4/5/2017	2.746	2.657	2.693	2.630	2.685
4/12/2017	2.752	2.665	2.706	2.628	2.693
% Change Week Ago	0.2%	0.3%	0.5%	-0.1%	0.3%
% Change Year Ago	10.9%	11.3%	11.1%	7.8%	11.3%

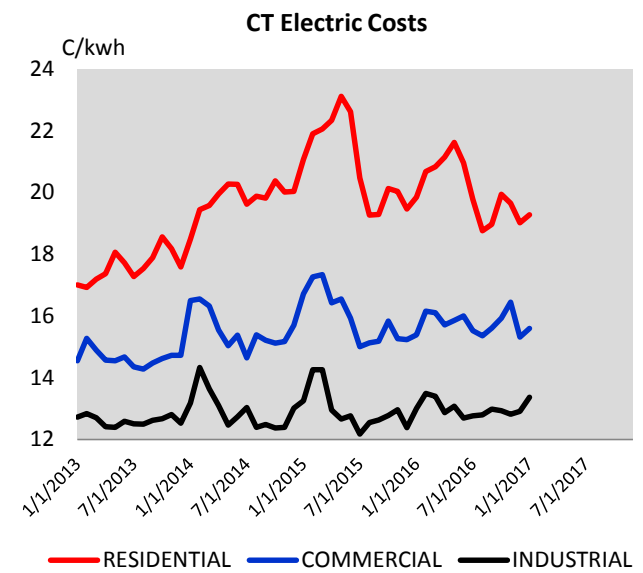
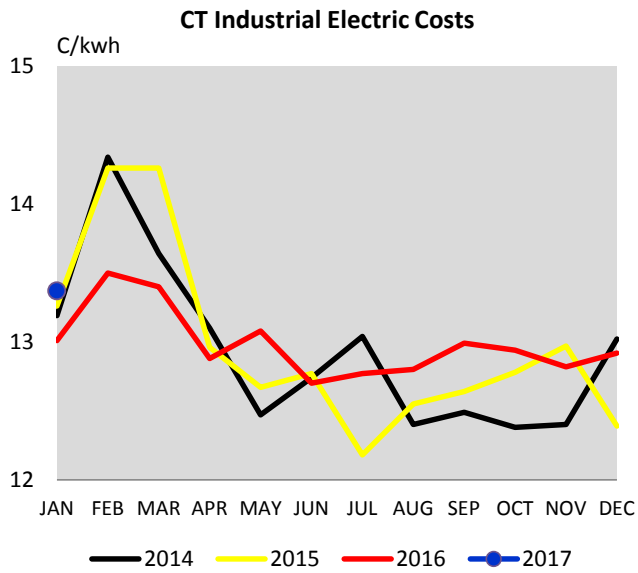
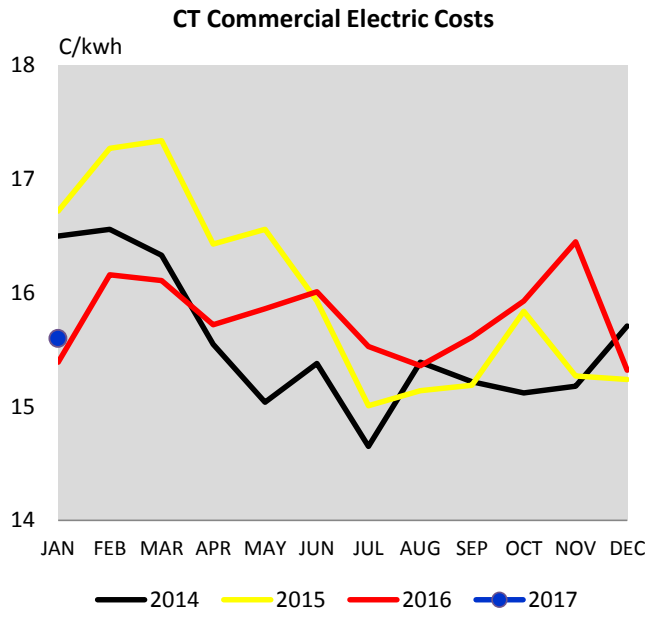
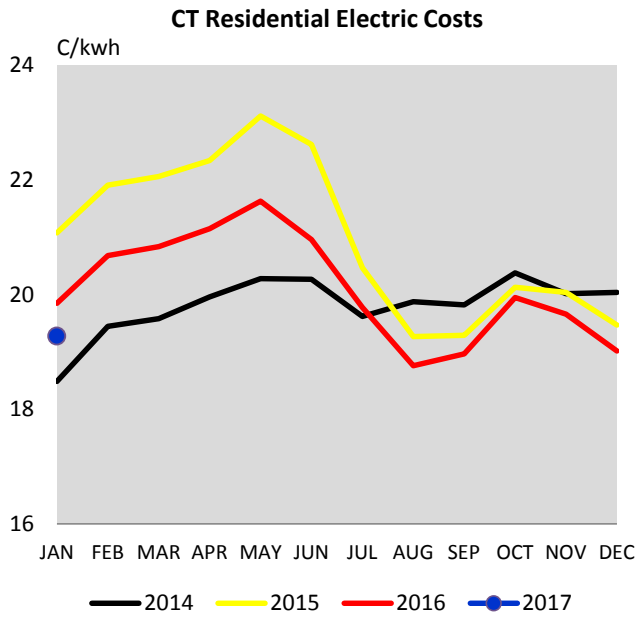




Crude Oil Spot Prices		
	\$/Bbl Src:Oil Daily	
	WTI	Brent
4/12/2016	42.12	43.02
4/5/2017	51.14	53.40
4/12/2017	53.12	54.74
% Change Year Ago	26.1%	27.2%
% Change Week Ago	3.9%	2.5%



**Average Retail Price of Electricity To Ultimate Customers By End-Use Sector**  
 U.S. Energy Information Administration / Electric Power Monthly  
 Cents Per Kilowatt-Hour



	Residential	Commercial	Industrial	Total
Src:EIA	Cents/Kwh	Cents/Kwh	Cents/Kwh	Cents/Kwh
January 2016	19.85	15.39	13.01	17.21
January 2017	19.28	15.60	13.37	17.15
% Change Year Ago	-2.9%	1.4%	2.8%	-0.3%