

FY 2016 Program Report Card: Multisystemic Therapy for Problem Sexual Behavior (MST PSB)

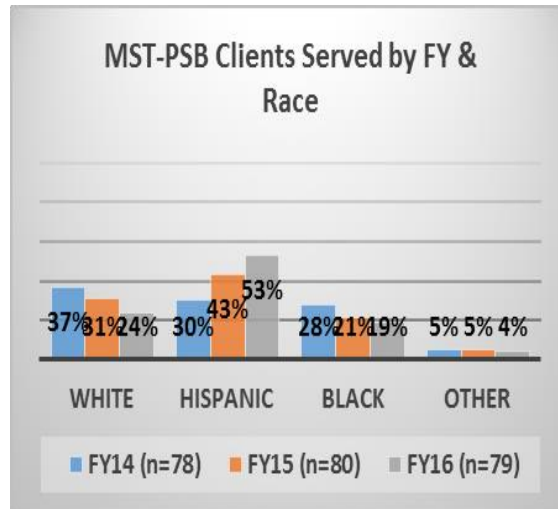
Quality of Life Result: All Connecticut children will be healthy, safe, living in stable environments and be ready for future success.

Contribution to the Result: Multisystemic Therapy for Problem Sexual Behavior is an ecologically oriented, family and community based treatment that has achieved promising long term outcomes for youth who have committed sexual offenses. It utilizes high intensity, frequent therapeutic interventions delivered within the families' natural ecology, with a strong emphasis is placed upon community safety while simultaneously utilizing and impacting the youth and his/her family's natural ecology to help ensure long term generalization of therapeutic gains.

Program Expenditures	DCF Funding	DCF Funding of MST-PSB QA	Total DCF Funding	PLUS: 3 rd Party Reimbursement
SFY 16	\$1,745,941	\$125,132	\$1,871,073	HUSKY for clinical & case management; psych evals

Partners: youth, families, providers, DCF regional & CO staff, community referral sources including CSSD, MST Associates, MST Institute, ABH

How Much Did We Do?



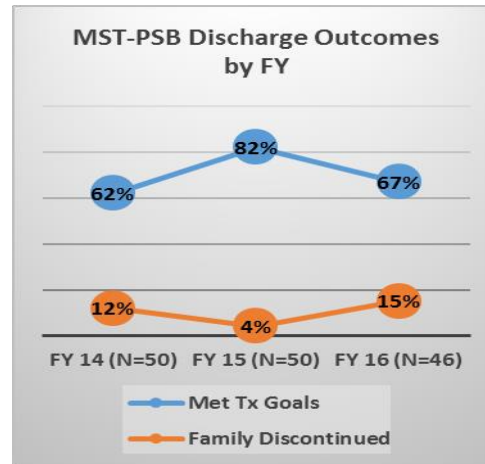
Story behind the baseline:

PIE Data: In FY16, the 4 MST-PSB teams did not meet their contract census of 96. Reasons include a 50% turnover in therapists, 1 team having 2 new supervisors who must then get to know the referral sources, & a significant drop in referrals from DCF (DCF referred 73% of the cases in FY 15, & only 48% in FY 16).

Clients self-identified as Hispanic were the highest racial group served in FYs 15 & 16. This may be due to the change in referral sources.

Trend: ◀▶

How Well Did We Do It?

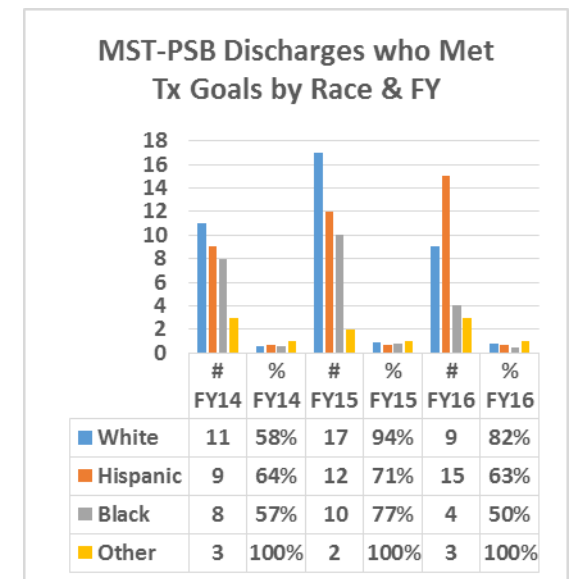


Story behind the baseline:

PIE Data: The number of discharges in MST-PSB has remained quite constant over the past 3 FYs. Only FY 15 met the target for this data element. The lower % of discharges who met all/most of their treatment goals occurred in FY14 because we had made MST-PSB statewide with 2 new agencies & in FY 16 because of the 50% staff turnover. New staff usually have lower outcomes while they are learning the model.

Trend: ▼

How Well Did We Do It?



Story behind the baseline:

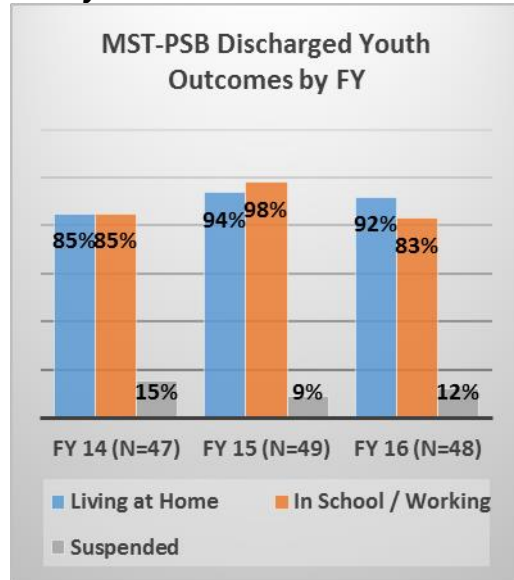
PIE Data: MST-PSB interventions are determined & developed with the youth & his/her family, treatment goals are well met for 2 of the racial categories, but lower for Black or Hispanic youth in FY 16. The reason for this is unclear & is being explored in more depth.

Trend: ◀▶

FY 2016 Program Report Card: Multisystemic Therapy for Problem Sexual Behavior (MST PSB)

Quality of Life Result: All Connecticut children will be healthy, safe, living in stable environments and be ready for future success.

Is Anyone Better Off?



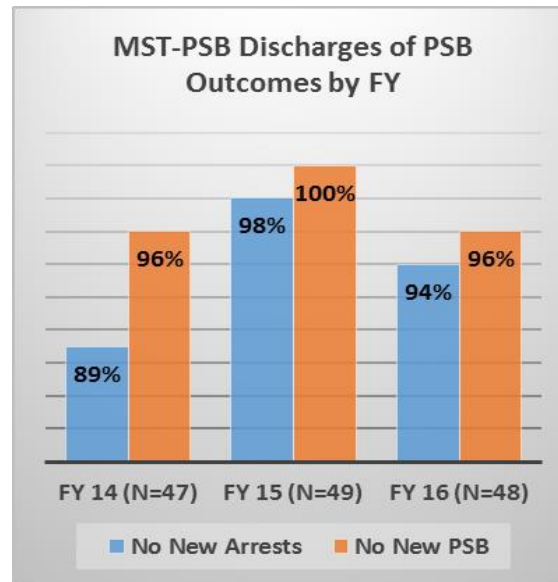
Story behind the baseline:

MSTI Data: The MST targets for the 1st 2 ultimate outcomes are 80%, which these discharges exceeded. Both new & experienced therapists were able to achieve the higher % outcomes.

PIE Data: In FY16, the outcome of clients' being suspended from school during the treatment episode (12%) raised slightly from the 9% in FY15. However, 14% of FY15's clients had been suspended during the 12 months before intake, whereas 36% of FY16's clients had previously been suspended. Therefore, the decrease in FY 16 is much more significant.

Trend: ◀▶

Is Anyone Better Off?



Story behind the baseline:

MSTI Data: These measures are tracked by MST Institute on all cases with an opportunity for a full course of treatment. Their target is 80% for each of these MST-PSB "Other Program Goals", which have been exceeded for all 3 FYs.

Trend: ▲

Proposed Actions to Turn the Curve:

- Each team has developed & implemented a plan to increase their referrals. The specific information for each team's plan is included in the PIRs held on June 17, 2016. Their plans will be implemented with input from the MST-PSB expert consultant.
- Discussion about staff retention / turnover will occur in the next quarterly meeting with providers & MST-PSB expert.

Data Development Agenda:

- For each team, the MST-PSB expert, MST-PSB supervisor & administrator, the PDOC, & the DCF regional gatekeepers attend the biannual Program Implementation Review (PIR) to go over the MSTI data, identify strengths & weaknesses, & develop strategies using the MST do-loop & Fit circles tools. The strategies are then implemented & are tracked during the next 6 month cycle, when they are reported in the next PIR.
- Obtaining point in time analysis of racial, ethnic, and linguistic profile of staff.