

Kinship & Foster Care

Family First

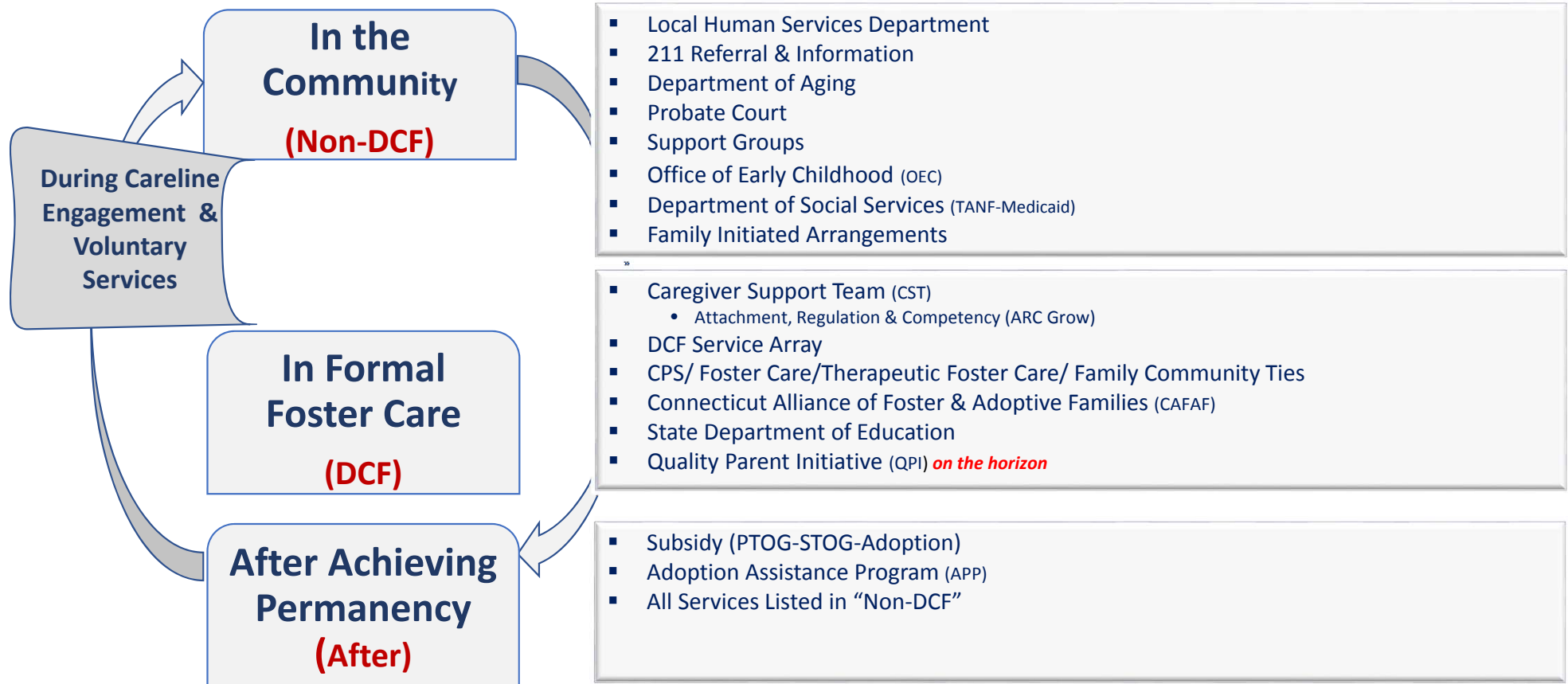
Data Exploration

January 24, 2020

Agenda

- **Welcome & Introductions**
- **Reflections and Progress**
- **Family First Kinship Data Exploration**
 - In the Community
 - During Careline Engagement & Voluntary Services
- **Break**
- **Family First Kinship Data Exploration**
 - In Foster Care
 - After Achieving Permanency
- **Closing**

Kinship Services- Current State



Data Exploration

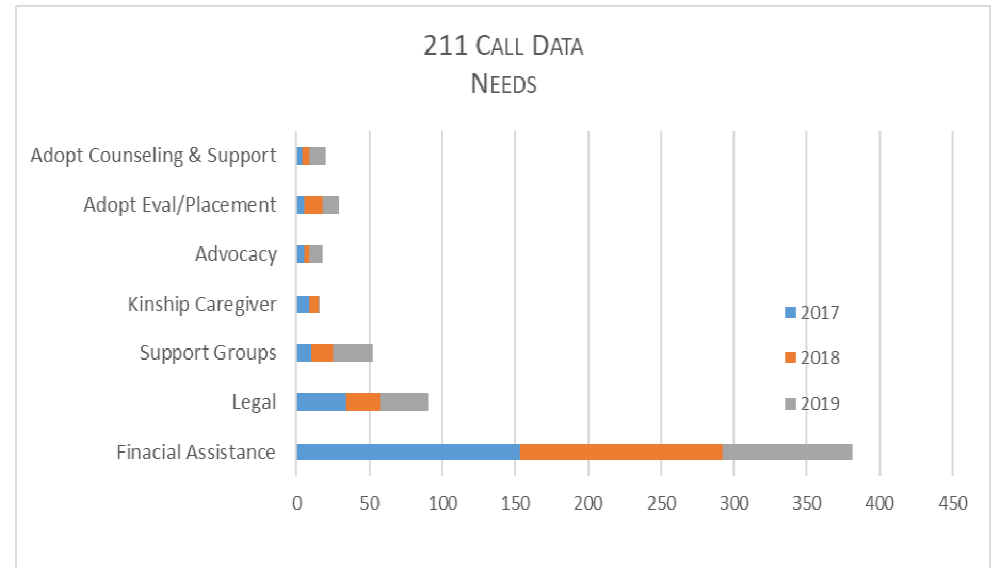
- 1. What do we know about relatives/kin families who may be in need?**
- 2. What do we know about current system functioning?**
- 3. What does the data suggest in terms of exploring barriers, challenges and successes?**
- 4. What data do we not have to understand family-based care and who do we need to talk to better understand?**

Stage of System Involvement

	<i>Non-DCF</i>		<i>DCF</i>	<i>After</i>
	In the Community	During Careline Engagement & Voluntary Services	In Formal Foster Care	After Achieving Permanency
Barriers to living with relatives/kin	✓	✓		
Mitigating barriers/supporting relatives/kin	✓	✓	✓	✓
Engaging relatives/kin		✓	✓	
Preparation of family-based caregivers			✓	
Kinship Navigator components	✓			✓

211 Call & Referral Data 2017-2019

- **Call Data**
 1. Financial Assistance
 2. Legal Services
 3. Support Groups
- **Referral to programs**
 1. Probate Court- Administrator
 2. DCF- Subsidized Guardianship Program
 3. Connecticut Legal Services **(increase in referrals in 2019)*
 4. Probate Court referrals to
 - New Haven, Bridgeport, Waterbury & Hartford- Probate Courts
- **Website Related Searches**
 1. Kinship Caregiver
 2. Foster Care & Adoption Support Group
 3. Grandparent Raising Children
 4. Financial Assistance (housing, TANF, Sec 8 etc.)
- **E-library- Kinship Caregivers/Grandparents Raising Grandchildren/Custodial Relatives**
 - On average 4,000 pageviews per month



Probate Court

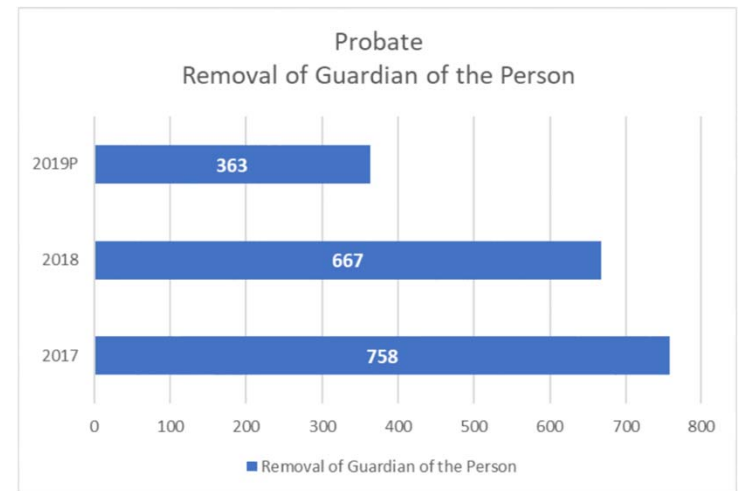
Probate Court

- 6 Courts and 8 Towns
- All Petitions are Accepted (Judge Denies Petitions)
- Manage approximately 3,500 petitions annually
- DCF Involved Petitions- approximately **20%** of the cases

Family Specialist-18 Masters Level

- 1000 children served in 2019
- 25 to 30 Families Served per Family Specialist
- Facilitate Family Conferences within 2 weeks
 - Present are Petitioner, Bio Parent, Child's Attorney, Support & Providers
 - Discuss purpose of petition, obtain feedback and plan
 - Plan includes identifying needs, services to address the need; referral and support
 - Follow Up Family Conference held approximately 4 to 6 weeks

New Haven	Meriden
Newington	Waterbury
Willimantic	Bridgeport
Manchester	Putnam



Thoughts....

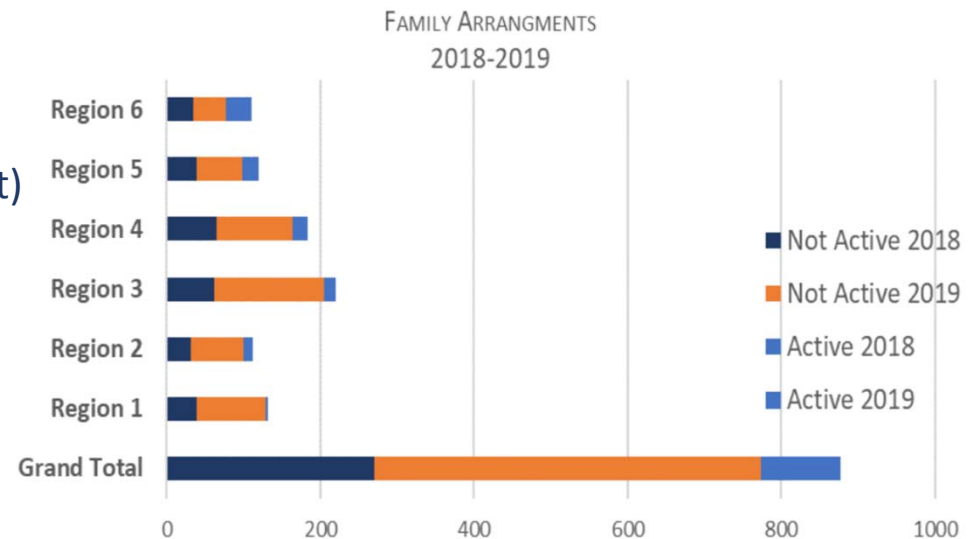
- 1. What do we know about relatives/kin families who may be in need?**
- 2. What do we know about current system functioning?**
- 3. What does the data suggest in terms of exploring barriers, challenges and successes?**
- 4. What data do we not have to understand family-based care and who do we need to talk to better understand?**

Family Arrangements 2018-2019

During Careline Engagement & Voluntary Services

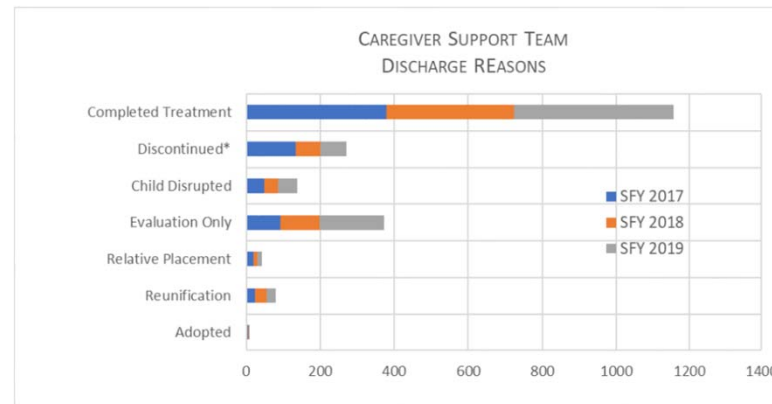
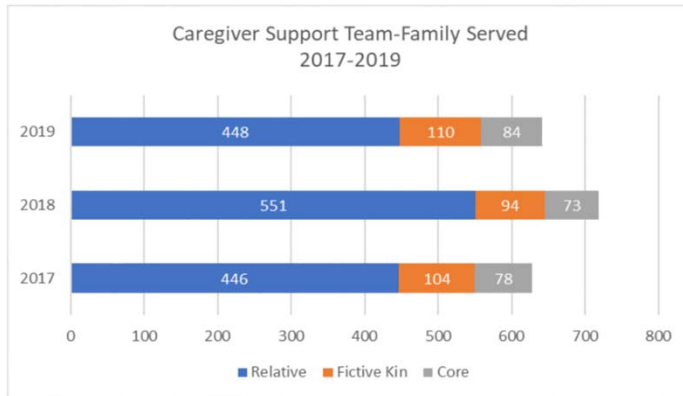
878* Family Arrangements sanctioned

- 11% are Active
- Court Involvement
 - 54% None
 - 37% Petitions Filed (OTC & or Neglect)
 - 5% Probate Involvement
 - 3% Other
- Safety Factors
 - 32% Substance Use
 - 17% No Safety Factor
 - 7% Immediate Unmet Need

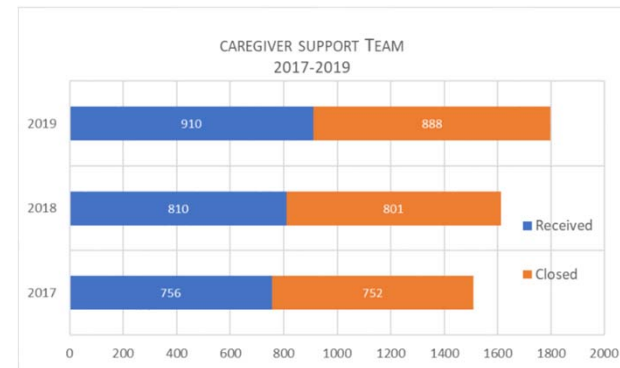


Caregiver Support Team

In Formal Foster Care



- **Population Served**
 - 88% on average are Kinship Caregivers
 - 11% on average are Core Caregivers
 - 4% on average are Interstate
- **Referrals Initiated**
 - 20% increase since 2017
 - 56% on average Complete Services
 - 18% on average Receive Evaluation only
 - **13% on average Discontinue Services (various reason)**
 - 4% on average are Reunified



Thoughts...

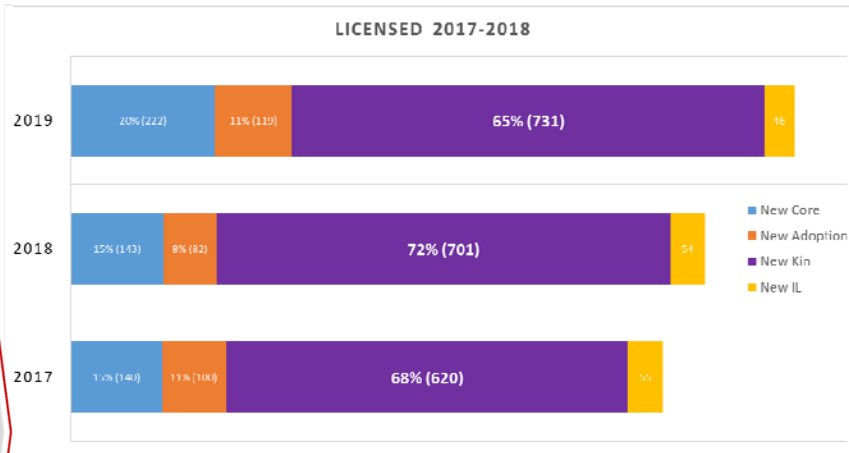
- 1. What do we know about relatives/kin families who may be in need?**
- 2. What do we know about current system functioning?**
- 3. What does the data suggest in terms of exploring barriers, challenges and successes?**
- 4. What data do we not have to understand family-based care and who do we need to talk to better understand?**

Break (15 minutes)

Family First – Kinship & Foster Care Workgroup

DCF Foster Care- Licensing & Closing 2017-2019

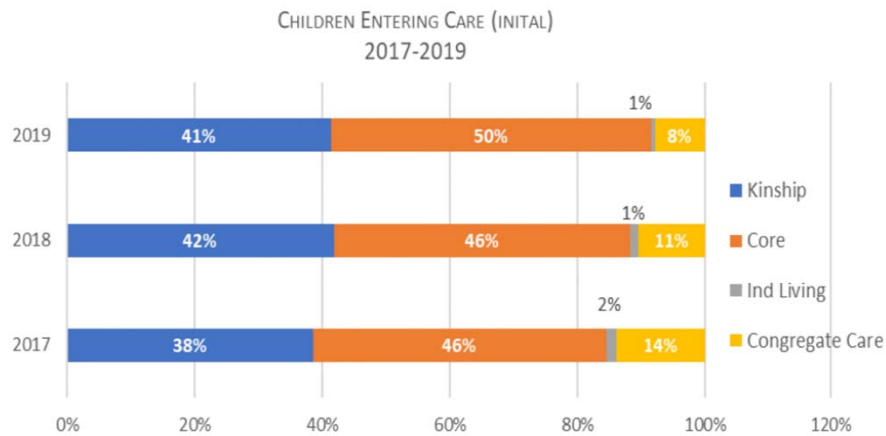
In Formal Foster Care



- **3,013 Families were Licensed from 2017 through 2019** (approx. 1,000 per year)
 - 68% Received a Kinship Caregiver License
- **3,020 Caregiver Licenses were closed from 2017-2019** (approx. 1,000 per year)
 - 70% of the Closing were Kinship Caregivers
 - 58% of the Closing Reason- Achieved Permanency

DCF Foster Care- Children Entering Care 2017-2019

In Formal Foster Care



Entering Care

- 40% on average live with a Relative

Siblings

- 2017- 184 Sibling Groups of 2 to 6 siblings
- 2018- 231 Sibling Groups of 2 to 7 sibling
- 2019- 190 Sibling Groups of 2 to 6 siblings

Kinship Caregiver's Town, the top 5

- Hartford
- Bridgeport
- Waterbury
- New Haven
- New Britain

Towns Match the Hometown of the Children entering care

DCF- Permanency Data for Entry Cohort 2016-2019P

In Formal Foster Care

- 1,411 Children who **entered** care 2016 thru July 2019.
- **Achieved Permanency** from November 2018 to October 2019

Kinship Caregivers

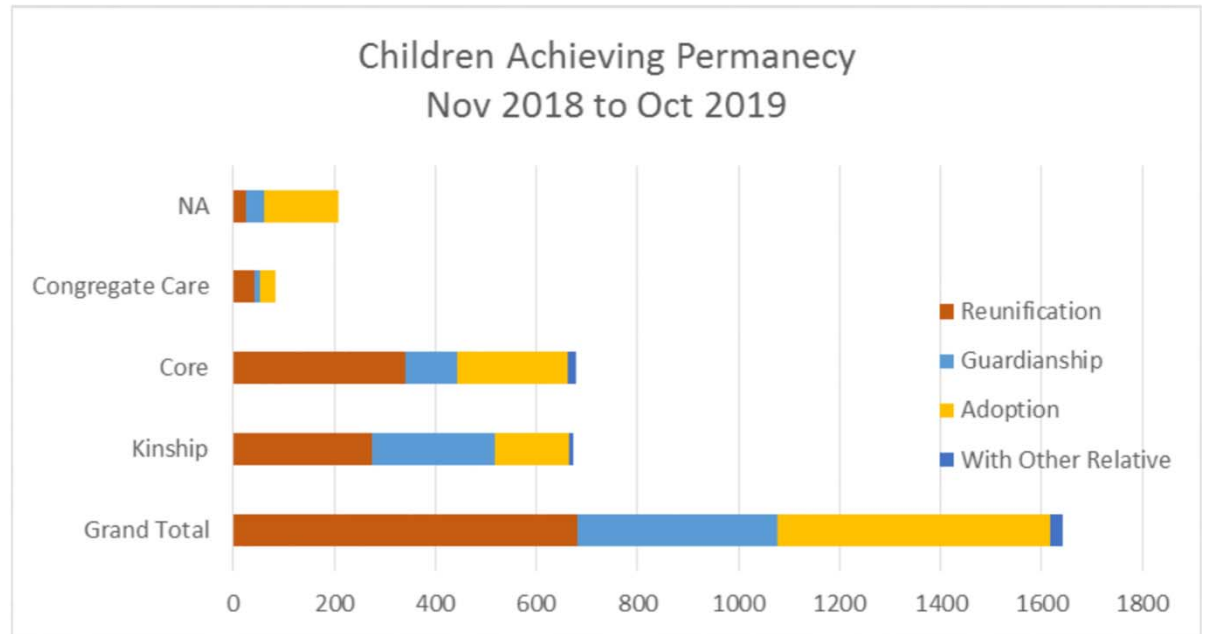
- 19% Reunified
- 17% Guardianship
- 10% Adopted

Core Caregivers

- 24% Reunified
- 7% Guardianship
- 16% Adopted

Congregate Care Setting

- 3% Reunified
- 1% Guardianship
- 2% Adopted



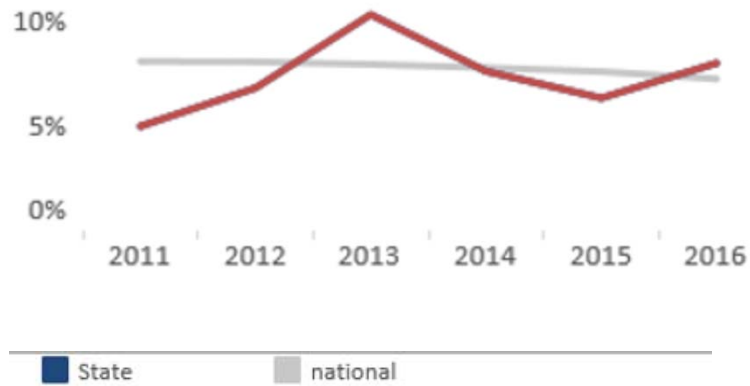
DCF Re-entry April 2018-March 2019

In Formal Foster Care

Re-entry within 12 months

(CFSR Round 3 Measure)

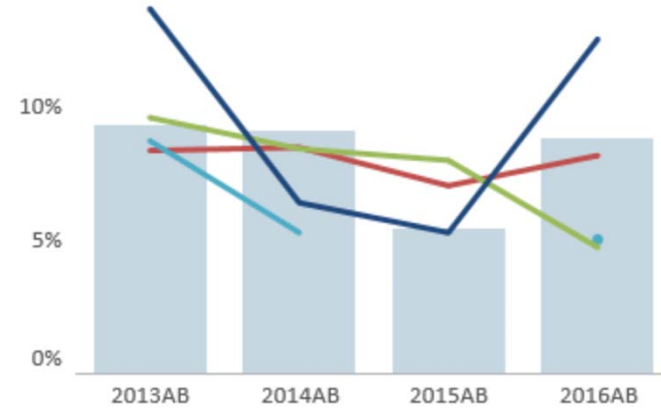
most recent one-year trend in state: **1.7%**



if portion of trendline is **red**, data quality is a concern for that period

Outcome 3: Decrease Re-Entry into Care

Re-entry into care is measured by the total number of children who achieve timely permanency within 12 months and re-enter care within the subsequent 12 months.



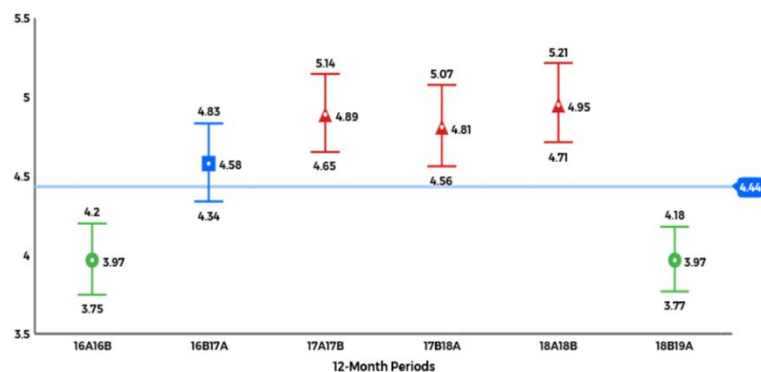
- Blue: African American Children
- Green: Latinx
- Red: White
- Turquoise: Multi Race

DCF Placement Stability April 2018-March 2019

In Formal Foster Care

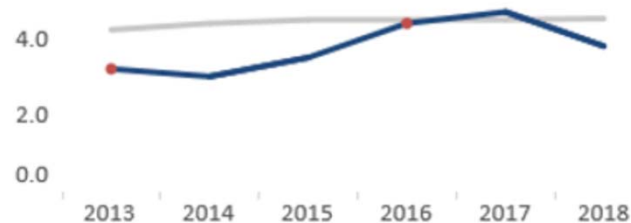
PLACEMENT STABILITY (MOVES/1,000 DAYS IN CARE)

▼ A lower RSP value is desirable.



Placement stability (CFSR Round 3 Measure)

most recent one-year trend in state: -0.9



CFSR Data Indicator

- Connecticut is statistically performing above the national standard

PIP Data

- 88% Overall Stability (9 months of data)
- 100% living with a relative

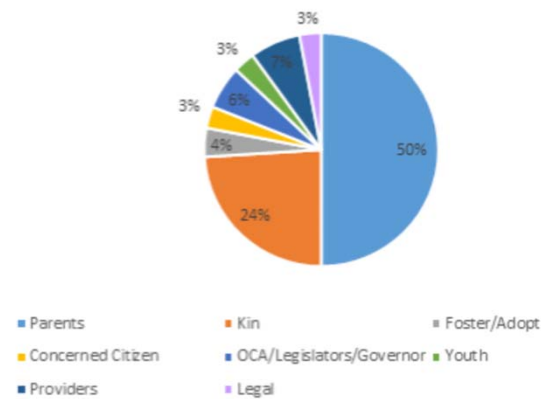
Callers

- 24% are Kinship Caregivers
- 55% are Maternal Relatives
 - 33% are Maternal Grandmothers

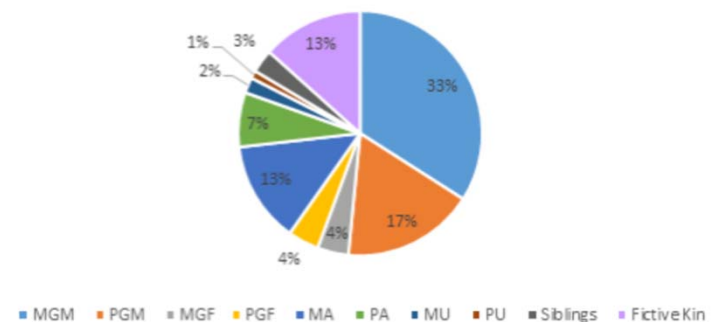
Concerns

- To be a Resource without being the Primary Caregiver
- Request Specific Information that is Confidential
- Inconsistency in Practice
- Familial Conflict
- Lack of Information Regarding Available Resources (Family Arrangement, Probate Court)

Callers



Kin Type



Connecticut Alliance of Foster and Adoptive Families

In Formal Foster Care

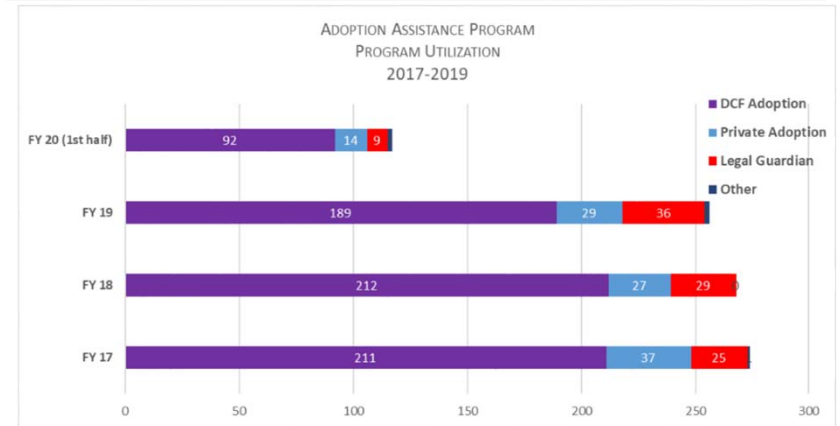
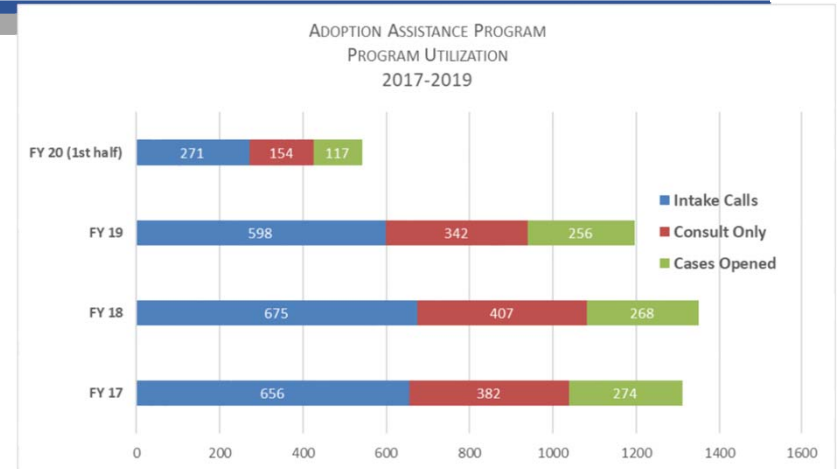
- **Inquiries to Become a Licensed Caregiver**
 - 975 in 2018
 - 1007 in 2019
- **Peer to Peer Mentoring**
 - 46 Peer Mentors
 - 13% or 6 were Licensed Relative Caregivers
 - 890 Families were assigned a Peer Mentor
- **Support Groups**
 - 39 are Offered and Posted Statewide
 - Core, Adoptive, Kinship & Grandparents Raising Grandchildren*
- **Post Licensing Training**
 - 300 Courses Offered
 - 2125 Individuals Registered
 - 684 Incompletes
 - 1441 Individuals Certified

Thoughts...

- 1. What do we know about relatives/kin families who may be in need?**
- 2. What do we know about current system functioning?**
- 3. What does the data suggest in terms of exploring barriers, challenges and successes?**
- 4. What data do we not have to understand family-based care and who do we need to talk to better understand?**

UConn- Adoption Assistance Program

- 10% on average Guardian Utilizes AAP
- Parent/Legal Guardian Request *(data reflects families with open direct service case)*
 - Funding Assistance
 - General Information
 - Resource Identification
- Trends
 - Low Percentage of Legal Guardians who Access Services
 - Strategies to Increase Guardian's Comfort Level to Ask for Assistance



DCF Subsidy

Children with Active Subsidized Guardianship

- **2,802 Active**
 - **87% or 2447 Live in Connecticut**
 - **Top 5 Towns**
 - Waterbury 8%
 - Hartford 7%
 - Bridgeport 7%
 - New Haven 5%
 - East Hartford 4%
 - **13% or 355 Living Outside of Connecticut in 32 States**
 - **Top 5 States**
 - Florida- 22%
 - Georgia- 8%
 - New York- 8%
 - North Carolina- 7%
 - Massachusetts- 6%

Thoughts...

- 1. What do we know about relatives/kin families who may be in need?**
- 2. What do we know about current system functioning?**
- 3. What does the data suggest in terms of exploring barriers, challenges and successes?**
- 4. What data do we not have to understand family-based care and who do we need to talk to better understand?**

Next Steps

Family First

Next Meeting: 2/14/2020

Location: Beacon

Focus: Policy Exploration

Thank You

Family First
