

**State of Connecticut
Department of Children and Families**

Town Pages

**Number of Accepted Reports and Allegations to DCF
State Fiscal Year: 2018**



Glossary	
Accepted Reports	Represents all Reports called in to the Child Abuse and Neglect Hotline containing allegations that meet the operational definition of abuse and/or neglect. A Report contains one or more children as alleged victims of abuse and/or neglect.
Substantiated Reports	Represents all Accepted Reports where the Investigation resulted in a finding of reasonable cause to believe that neglect and/or abuse has occurred.
Total Allegations	Represents all individual Allegations of Abuse and/or Neglect contained in an Accepted Report . Each alleged child victim can have one or more associated allegations.
Substantiated Allegations	Represents all individual Allegations of Abuse and/or Neglect contained in an Accepted Report where the Investigation resulted in a finding of reasonable cause to believe that neglect and/or abuse has occurred.
Children Substantiated as Abused/Neglect/Uncared For	Represents the number of unique (unduplicated) children that were the victim of substantiated Abuse and/or Neglect during the State Fiscal Year.

Note: For confidentiality reasons, data for towns with 10 or less Children Substantiated as Abuse/Neglect/Uncared For will not be reported as an individual town. However, data on the Statewide page does reflect the data for these towns in the totals.

Note: Town **OTHER** represents towns in the database that do not correspond with any official Connecticut town names. This anomaly is a result of incorrect data entry or other technical factors.

State of Connecticut
 Department of Children and Families
 Town Pages
 State Fiscal Year: 2018

Number of Accepted Reports and allegations to DCF
 Town: ANSONIA


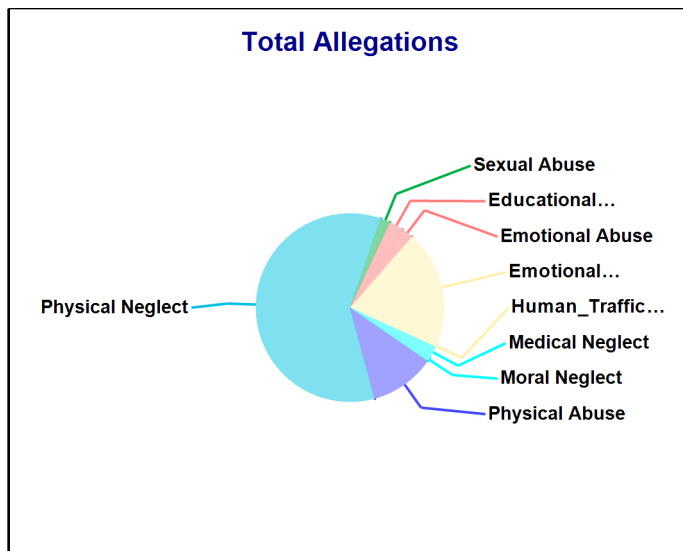
Accepted Reports: 247

Substantiated Reports: 52

Substantiation Rate: 42 %

Allegations	Total	Substantiated	Substantiation Rate
Emotional Neglect	123	52	42 %
High Risk Newborn	-	-	-
Medical Neglect	13	<=10	60 - 70 %
Physical Abuse	68	<=10	0 - 10 %
Educational Neglect	15	<=10	10 - 20 %
At Risk	-	-	-
Physical Neglect	362	141	39 %
Sexual Abuse	<=10	<=10	20 - 30 %
Emotional Abuse	12	<=10	10 - 20 %
Human_Trafficking	<=10	-	0 - 10 %
Moral Neglect	<=10	-	0 - 10 %
Total Allegations	608	212	35 %

Children Substantiated as Abuse/Neglect/Uncaared for: 105



State of Connecticut
 Department of Children and Families
 Town Pages
 State Fiscal Year: 2018

Number of Accepted Reports and allegations to DCF
 Town: BETHEL


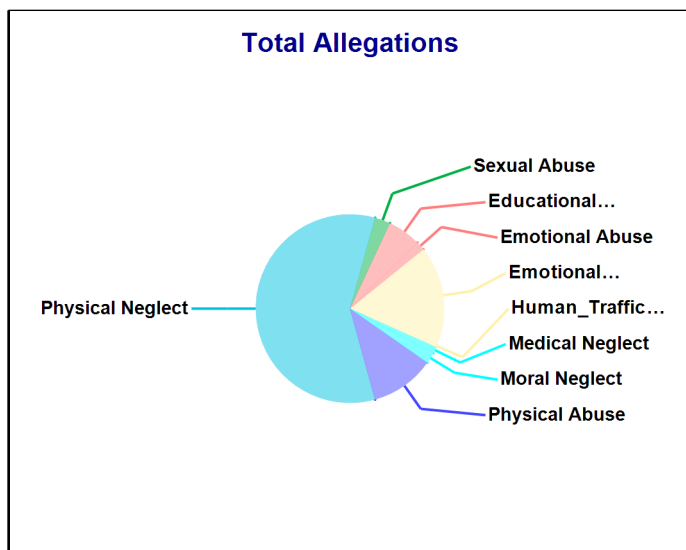
Accepted Reports: 97

Substantiated Reports: 16

Substantiation Rate: 36 %

Allegations	Total	Substantiated	Substantiation Rate
Emotional Neglect	45	16	36 %
High Risk Newborn	-	-	-
Medical Neglect	<=10	<=10	60 - 70 %
Physical Abuse	29	<=10	0 - 10 %
Educational Neglect	15	<=10	30 - 40 %
At Risk	-	-	-
Physical Neglect	154	44	29 %
Sexual Abuse	<=10	<=10	10 - 20 %
Emotional Abuse	<=10	<=10	40 - 50 %
Human_Trafficking	<=10	-	0 - 10 %
Moral Neglect	<=10	<=10	30 - 40 %
Total Allegations	263	75	29 %

Children Substantiated as Abuse/Neglect/Uncared for: 40



State of Connecticut
 Department of Children and Families
 Town Pages
 State Fiscal Year: 2018

Number of Accepted Reports and allegations to DCF
 Town: BLOOMFIELD

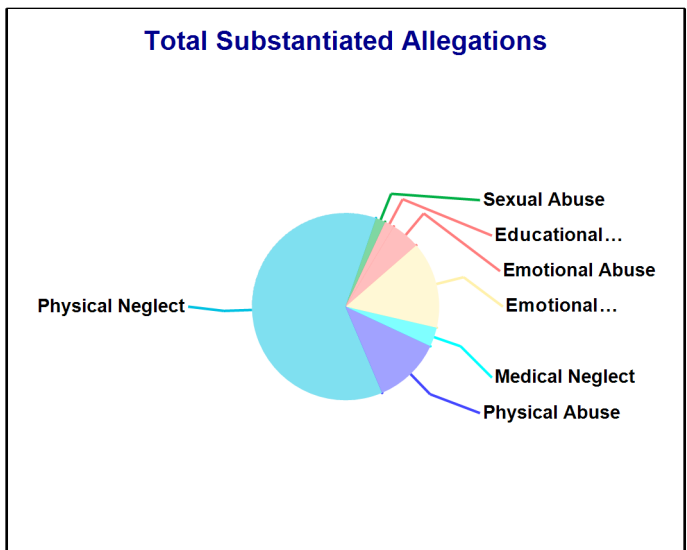
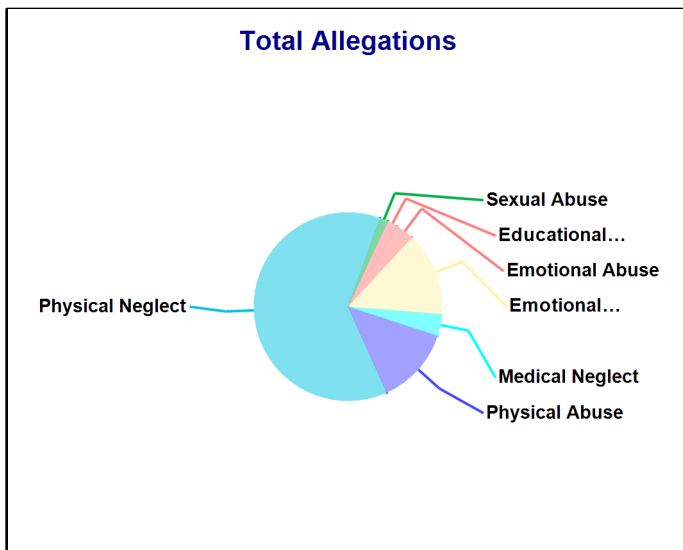
Accepted Reports: 160

Substantiated Reports: 9

Substantiation Rate: 10 - 20 %

Allegations	Total	Substantiated	Substantiation Rate
Emotional Neglect	50	<=10	10 - 20 %
High Risk Newborn	-	-	-
Medical Neglect	13	<=10	10 - 20 %
Physical Abuse	46	<=10	10 - 20 %
Educational Neglect	<=10	<=10	10 - 20 %
At Risk	-	-	-
Physical Neglect	216	37	17 %
Sexual Abuse	<=10	<=10	10 - 20 %
Emotional Abuse	11	<=10	20 - 30 %
Human_Trafficking	-	-	-
Moral Neglect	-	-	-
Total Allegations	347	60	17 %

Children Substantiated as Abuse/Neglect/Uncared for: 29



State of Connecticut
 Department of Children and Families
 Town Pages
 State Fiscal Year: 2018

Number of Accepted Reports and allegations to DCF
 Town: BRANFORD

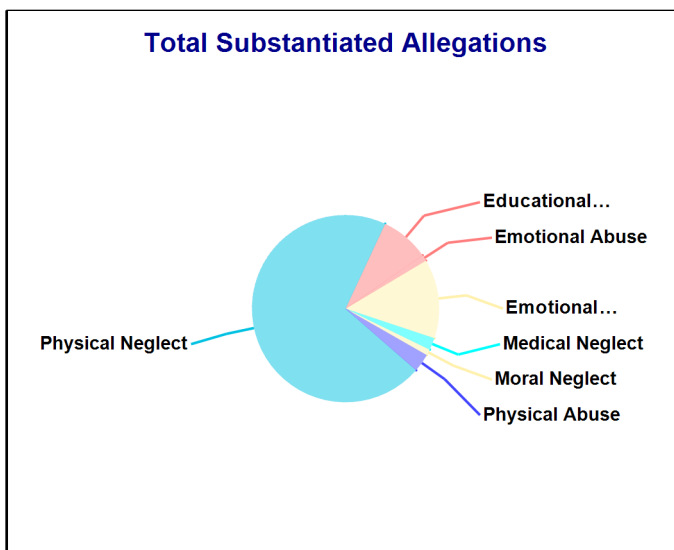
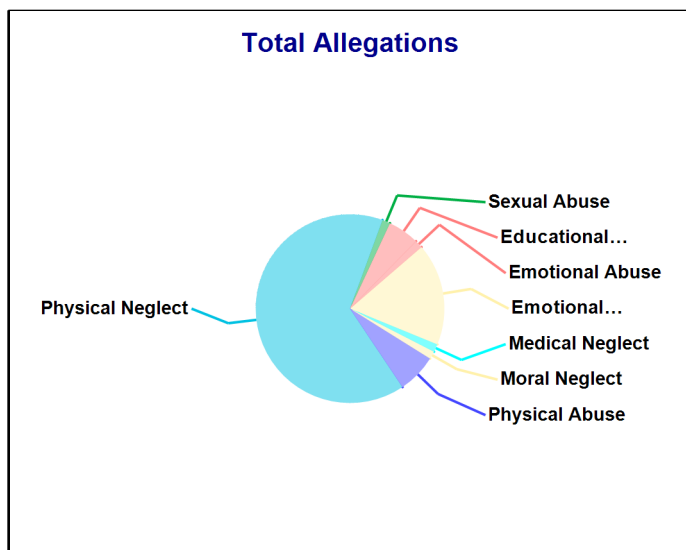
Accepted Reports: 113

Substantiated Reports: 13

Substantiation Rate: 25 %

Allegations	Total	Substantiated	Substantiation Rate
Emotional Neglect	52	13	25 %
High Risk Newborn	-	-	-
Medical Neglect	<=10	<=10	40 - 50 %
Physical Abuse	20	<=10	10 - 20 %
Educational Neglect	16	<=10	40 - 50 %
At Risk	-	-	-
Physical Neglect	193	67	35 %
Sexual Abuse	<=10	-	0 - 10 %
Emotional Abuse	<=10	<=10	20 - 30 %
Human_Trafficking	-	-	-
Moral Neglect	<=10	<=10	20 - 30 %
Total Allegations	297	95	32 %

Children Substantiated as Abuse/Neglect/Uncared for: 53



State of Connecticut
 Department of Children and Families
 Town Pages
 State Fiscal Year: 2018

Number of Accepted Reports and allegations to DCF
 Town: BRIDGEPORT

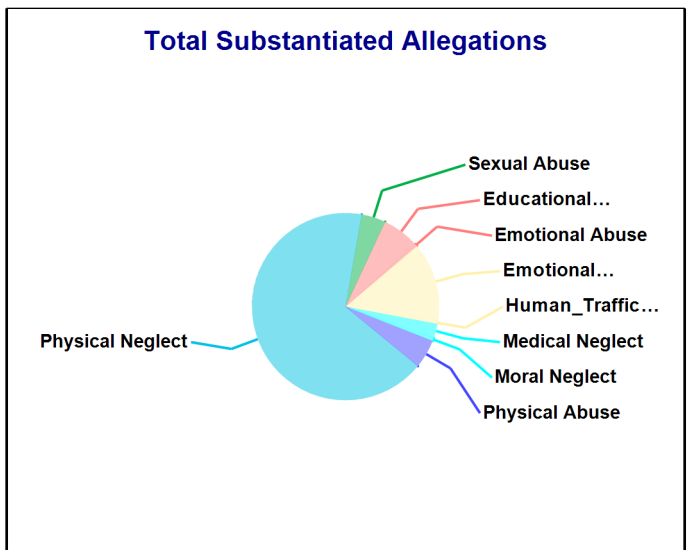
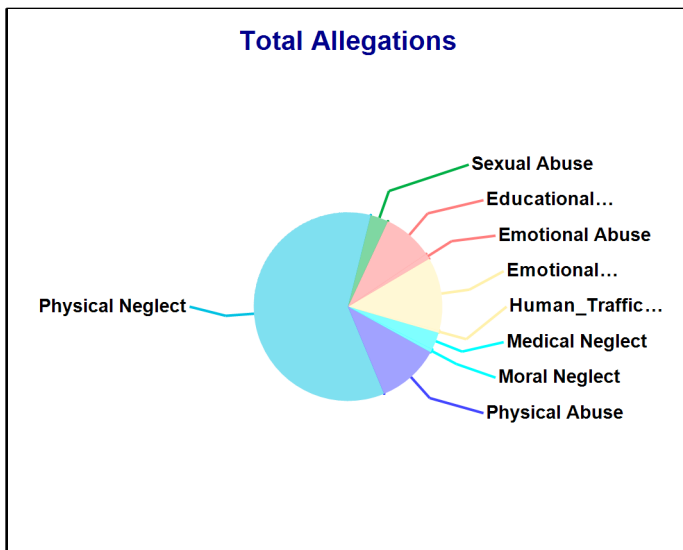
Accepted Reports: 2,121

Substantiated Reports: 155

Substantiation Rate: 27 %

Allegations	Total	Substantiated	Substantiation Rate
Emotional Neglect	573	155	27 %
High Risk Newborn	-	-	-
Medical Neglect	136	28	21 %
Physical Abuse	489	56	11 %
Educational Neglect	393	72	18 %
At Risk	-	-	-
Physical Neglect	2,743	751	27 %
Sexual Abuse	140	47	34 %
Emotional Abuse	43	<=10	10 - 20 %
Human_Trafficking	19	<=10	20 - 30 %
Moral Neglect	26	<=10	20 - 30 %
Total Allegations	4,562	1,124	25 %

Children Substantiated as Abuse/Neglect/Uncared for: 722



State of Connecticut
 Department of Children and Families
 Town Pages
 State Fiscal Year: 2018

Number of Accepted Reports and allegations to DCF
 Town: BRISTOL


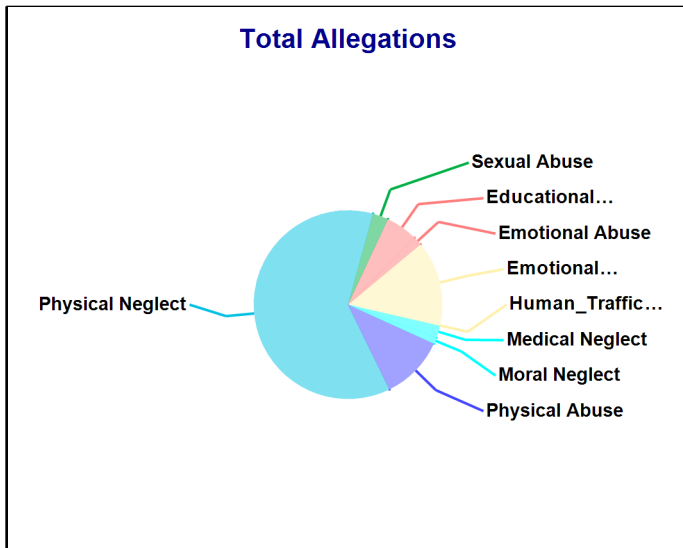
Accepted Reports: 641

Substantiated Reports: 51

Substantiation Rate: 26 %

Allegations	Total	Substantiated	Substantiation Rate
Emotional Neglect	195	51	26 %
High Risk Newborn	-	-	-
Medical Neglect	28	<=10	0 - 10 %
Physical Abuse	147	<=10	0 - 10 %
Educational Neglect	74	15	20 %
At Risk	-	-	-
Physical Neglect	824	171	21 %
Sexual Abuse	36	17	47 %
Emotional Abuse	20	<=10	0 - 10 %
Human_Trafficking	<=10	-	0 - 10 %
Moral Neglect	15	<=10	10 - 20 %
Total Allegations	1,340	269	20 %

Children Substantiated as Abuse/Neglect/Uncared for: 154



State of Connecticut
 Department of Children and Families
 Town Pages
 State Fiscal Year: 2018

Number of Accepted Reports and allegations to DCF
 Town: BROOKLYN

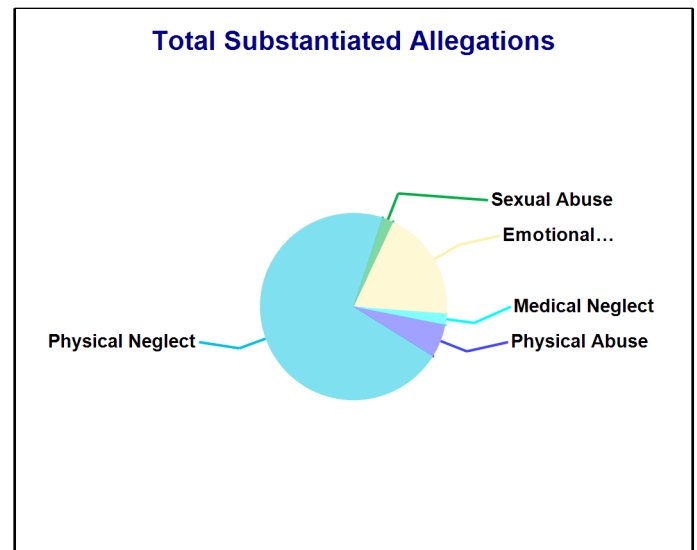
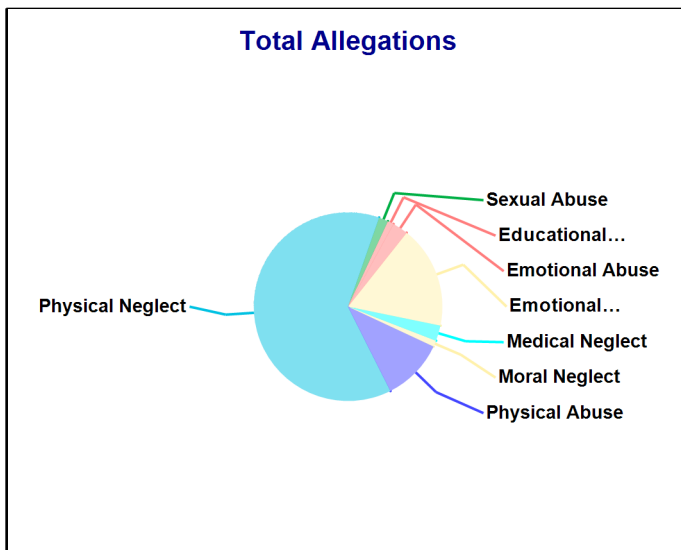
Accepted Reports: 87

Substantiated Reports: 10

Substantiation Rate: 20 - 30 %

Allegations	Total	Substantiated	Substantiation Rate
Emotional Neglect	33	<=10	20 - 30 %
High Risk Newborn	-	-	-
Medical Neglect	<=10	<=10	10 - 20 %
Physical Abuse	20	<=10	10 - 20 %
Educational Neglect	<=10	-	0 - 10 %
At Risk	-	-	-
Physical Neglect	118	37	31 %
Sexual Abuse	<=10	<=10	30 - 40 %
Emotional Abuse	<=10	-	0 - 10 %
Human_Trafficking	-	-	-
Moral Neglect	<=10	-	0 - 10 %
Total Allegations	188	52	28 %

Children Substantiated as Abuse/Neglect/Uncared for: 31



State of Connecticut
 Department of Children and Families
 Town Pages
 State Fiscal Year: 2018

Number of Accepted Reports and allegations to DCF
 Town: CANAAN

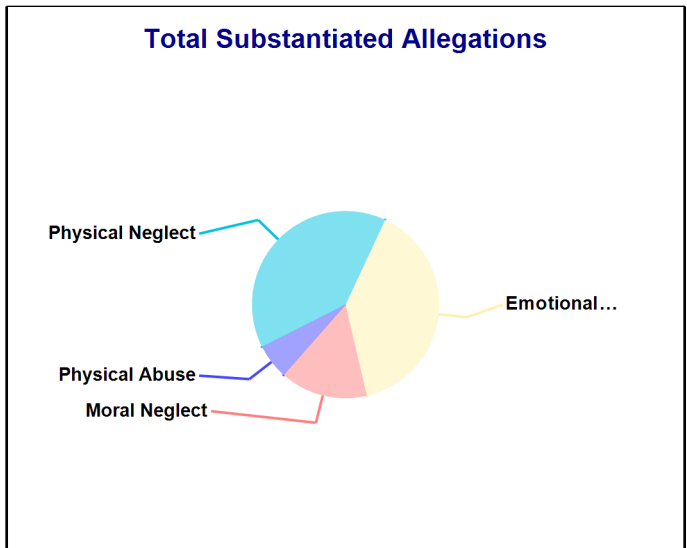
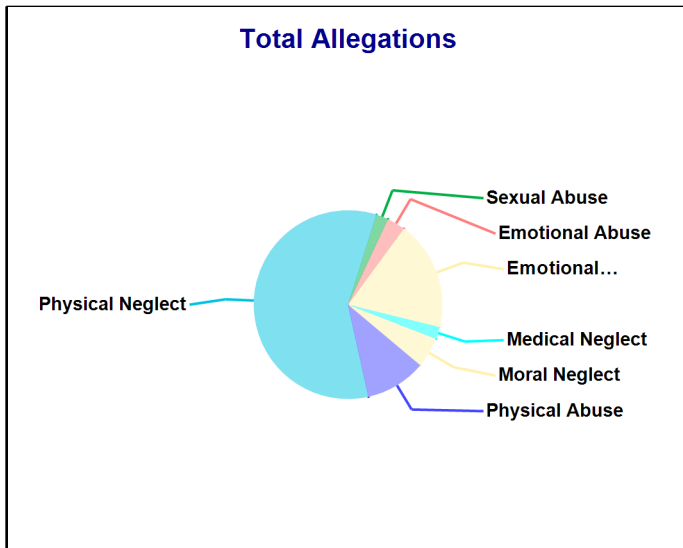
Accepted Reports: 31

Substantiated Reports: 13

Substantiation Rate: 72 %

Allegations	Total	Substantiated	Substantiation Rate
Emotional Neglect	18	13	72 %
High Risk Newborn	-	-	-
Medical Neglect	<=10	-	0 - 10 %
Physical Abuse	<=10	<=10	10 - 20 %
Educational Neglect	-	-	-
At Risk	-	-	-
Physical Neglect	56	13	23 %
Sexual Abuse	<=10	-	0 - 10 %
Emotional Abuse	<=10	-	0 - 10 %
Human_Trafficking	-	-	-
Moral Neglect	<=10	<=10	90 - 100 %
Total Allegations	96	33	34 %

Children Substantiated as Abuse/Neglect/Uncared for: 11



State of Connecticut
 Department of Children and Families
 Town Pages
 State Fiscal Year: 2018

Number of Accepted Reports and allegations to DCF
 Town: CANTERBURY

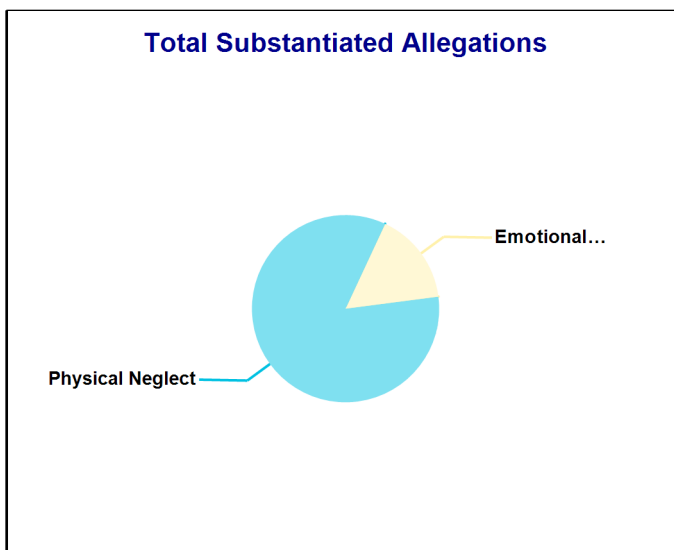
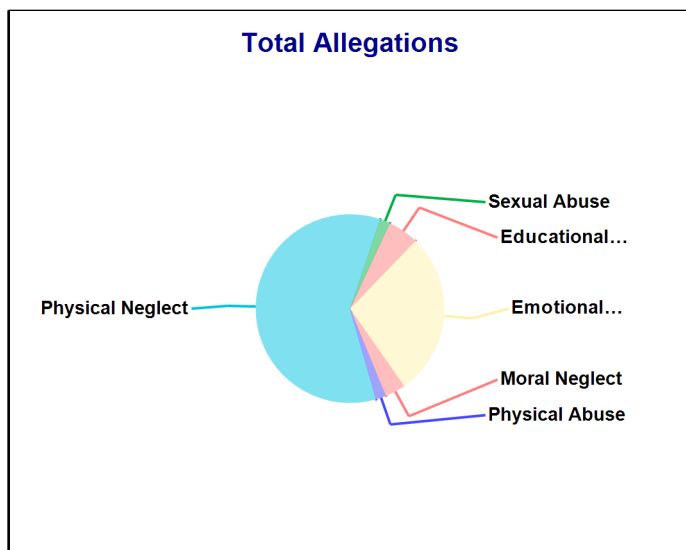
Accepted Reports: 18

Substantiated Reports: 4

Substantiation Rate: 20 - 30 %

Allegations	Total	Substantiated	Substantiation Rate
Emotional Neglect	16	<=10	20 - 30 %
High Risk Newborn	-	-	-
Medical Neglect	-	-	-
Physical Abuse	<=10	-	0 - 10 %
Educational Neglect	<=10	-	0 - 10 %
At Risk	-	-	-
Physical Neglect	34	21	62 %
Sexual Abuse	<=10	-	0 - 10 %
Emotional Abuse	-	-	-
Human_Trafficking	-	-	-
Moral Neglect	<=10	-	0 - 10 %
Total Allegations	57	25	44 %

Children Substantiated as Abuse/Neglect/Uncared for: 11



State of Connecticut
 Department of Children and Families
 Town Pages
 State Fiscal Year: 2018

Number of Accepted Reports and allegations to DCF
 Town: CHESHIRE

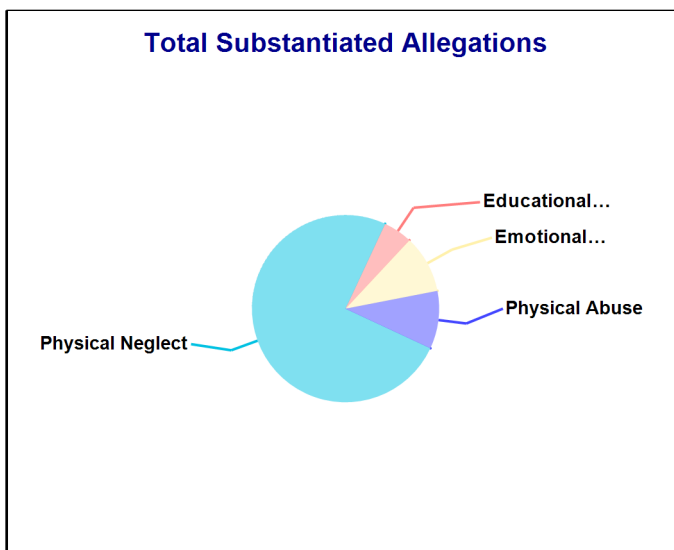
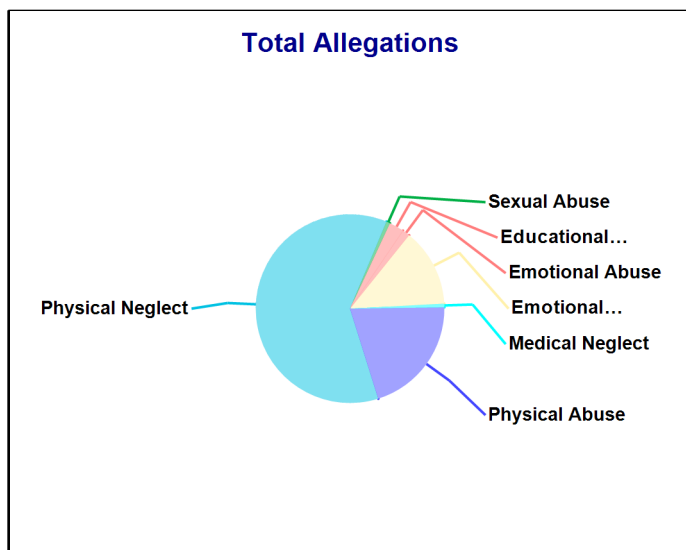
Accepted Reports: 76

Substantiated Reports: 2

Substantiation Rate: 0 - 10 %

Allegations	Total	Substantiated	Substantiation Rate
Emotional Neglect	21	<=10	0 - 10 %
High Risk Newborn	-	-	-
Medical Neglect	<=10	-	0 - 10 %
Physical Abuse	32	<=10	0 - 10 %
Educational Neglect	<=10	<=10	20 - 30 %
At Risk	-	-	-
Physical Neglect	96	15	16 %
Sexual Abuse	<=10	-	0 - 10 %
Emotional Abuse	<=10	-	0 - 10 %
Human_Trafficking	-	-	-
Moral Neglect	-	-	-
Total Allegations	157	20	13 %

Children Substantiated as Abuse/Neglect/Uncared for: 13



State of Connecticut
 Department of Children and Families
 Town Pages
 State Fiscal Year: 2018

Number of Accepted Reports and allegations to DCF
 Town: CLINTON

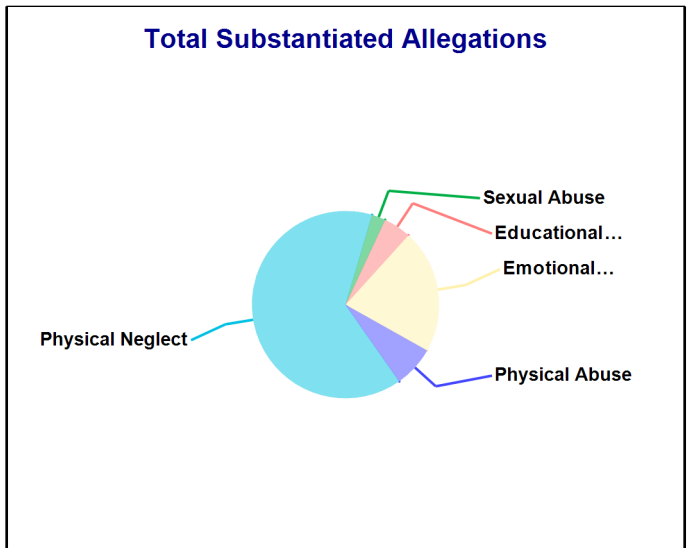
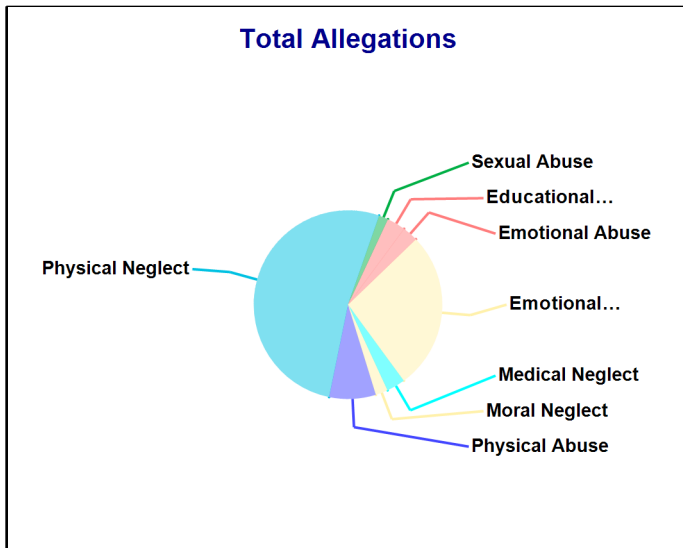
Accepted Reports: 73

Substantiated Reports: 9

Substantiation Rate: 10 - 20 %

Allegations	Total	Substantiated	Substantiation Rate
Emotional Neglect	51	<=10	10 - 20 %
High Risk Newborn	-	-	-
Medical Neglect	<=10	-	0 - 10 %
Physical Abuse	15	<=10	10 - 20 %
Educational Neglect	<=10	<=10	30 - 40 %
At Risk	-	-	-
Physical Neglect	98	27	28 %
Sexual Abuse	<=10	<=10	30 - 40 %
Emotional Abuse	<=10	-	0 - 10 %
Human_Trafficking	-	-	-
Moral Neglect	<=10	-	0 - 10 %
Total Allegations	188	42	22 %

Children Substantiated as Abuse/Neglect/Uncared for: 22



State of Connecticut
 Department of Children and Families
 Town Pages
 State Fiscal Year: 2018

Number of Accepted Reports and allegations to DCF
 Town: COLCHESTER

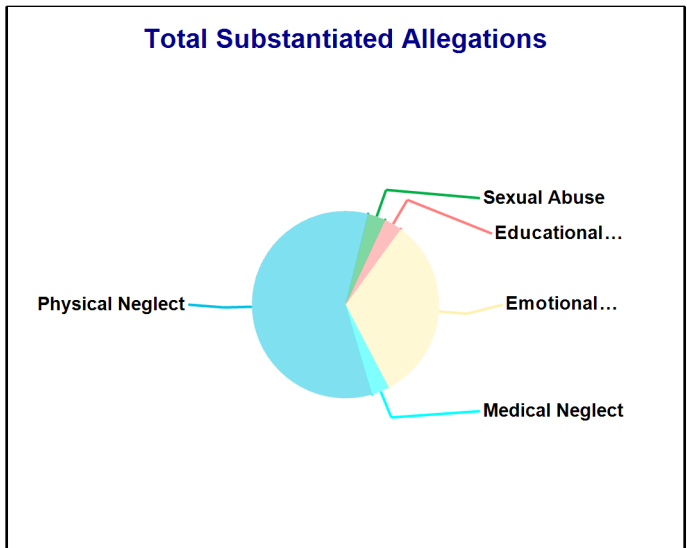
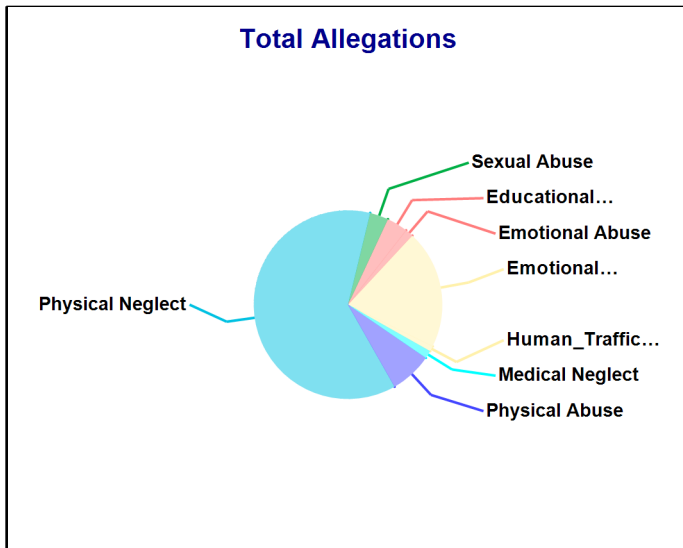
Accepted Reports: 91

Substantiated Reports: 21

Substantiation Rate: 47 %

Allegations	Total	Substantiated	Substantiation Rate
Emotional Neglect	45	21	47 %
High Risk Newborn	-	-	-
Medical Neglect	<=10	<=10	60 - 70 %
Physical Abuse	16	-	-
Educational Neglect	<=10	<=10	20 - 30 %
At Risk	-	-	-
Physical Neglect	137	38	28 %
Sexual Abuse	<=10	<=10	20 - 30 %
Emotional Abuse	<=10	-	0 - 10 %
Human_Trafficking	<=10	-	0 - 10 %
Moral Neglect	-	-	-
Total Allegations	221	65	29 %

Children Substantiated as Abuse/Neglect/Uncared for: 18



State of Connecticut
 Department of Children and Families
 Town Pages
 State Fiscal Year: 2018

Number of Accepted Reports and allegations to DCF
 Town: COVENTRY

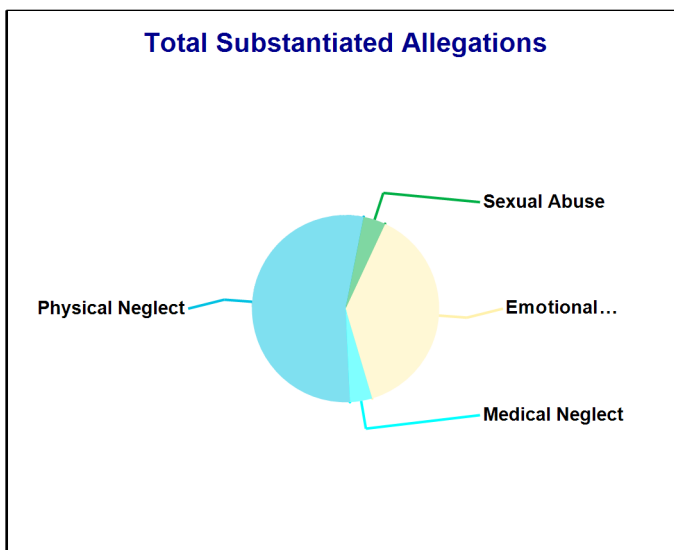
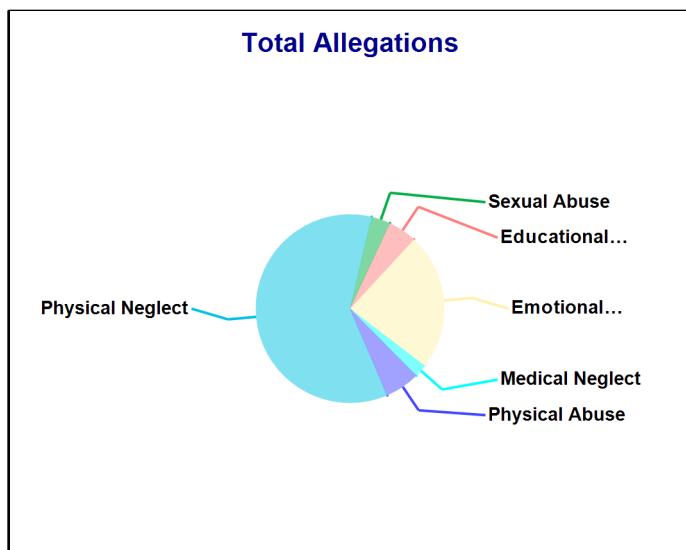
Accepted Reports: 74

Substantiated Reports: 20

Substantiation Rate: 47 %

Allegations	Total	Substantiated	Substantiation Rate
Emotional Neglect	43	20	47 %
High Risk Newborn	-	-	-
Medical Neglect	<=10	<=10	40 - 50 %
Physical Abuse	11	-	-
Educational Neglect	<=10	-	0 - 10 %
At Risk	-	-	-
Physical Neglect	110	28	25 %
Sexual Abuse	<=10	<=10	30 - 40 %
Emotional Abuse	-	-	-
Human_Trafficking	-	-	-
Moral Neglect	-	-	-
Total Allegations	183	52	28 %

Children Substantiated as Abuse/Neglect/Uncared for: 18



State of Connecticut
 Department of Children and Families
 Town Pages
 State Fiscal Year: 2018

Number of Accepted Reports and allegations to DCF
 Town: DANBURY

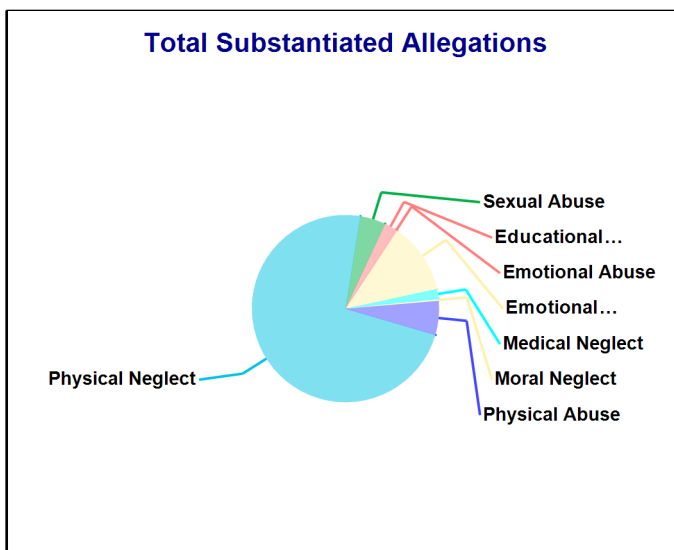
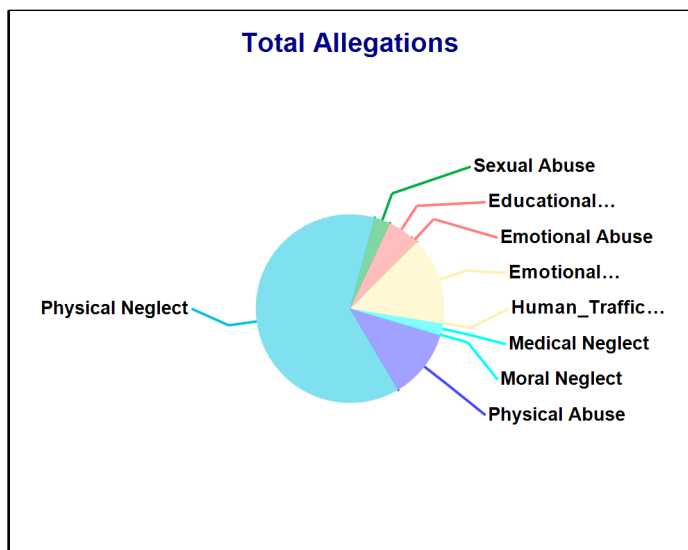
Accepted Reports: 657

Substantiated Reports: 42

Substantiation Rate: 20 %

Allegations	Total	Substantiated	Substantiation Rate
Emotional Neglect	210	42	20 %
High Risk Newborn	-	-	-
Medical Neglect	25	<=10	20 - 30 %
Physical Abuse	168	20	12 %
Educational Neglect	63	<=10	10 - 20 %
At Risk	-	-	-
Physical Neglect	886	249	28 %
Sexual Abuse	39	15	38 %
Emotional Abuse	16	<=10	0 - 10 %
Human_Trafficking	<=10	-	0 - 10 %
Moral Neglect	<=10	<=10	20 - 30 %
Total Allegations	1,413	341	24 %

Children Substantiated as Abuse/Neglect/Uncared for: 195



State of Connecticut
 Department of Children and Families
 Town Pages
 State Fiscal Year: 2018

Number of Accepted Reports and allegations to DCF
 Town: DERBY

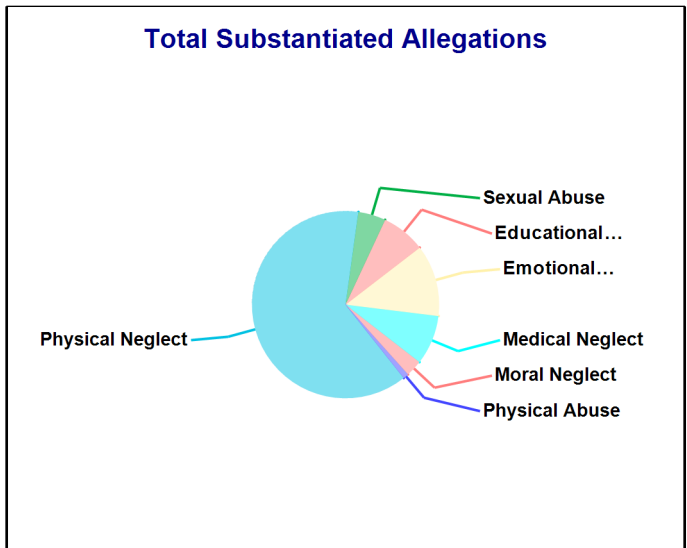
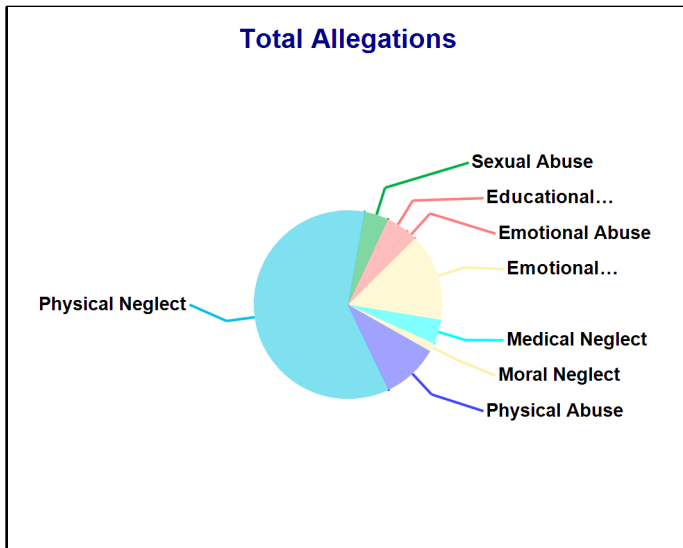
Accepted Reports: 139

Substantiated Reports: 13

Substantiation Rate: 25 %

Allegations	Total	Substantiated	Substantiation Rate
Emotional Neglect	51	13	25 %
High Risk Newborn	-	-	-
Medical Neglect	14	<=10	60 - 70 %
Physical Abuse	33	<=10	0 - 10 %
Educational Neglect	13	<=10	60 - 70 %
At Risk	-	-	-
Physical Neglect	203	66	33 %
Sexual Abuse	14	<=10	30 - 40 %
Emotional Abuse	<=10	-	0 - 10 %
Human_Trafficking	-	-	-
Moral Neglect	<=10	<=10	50 - 60 %
Total Allegations	339	105	31 %

Children Substantiated as Abuse/Neglect/Uncared for: 52



State of Connecticut
 Department of Children and Families
 Town Pages
 State Fiscal Year: 2018

Number of Accepted Reports and allegations to DCF
 Town: EAST HAMPTON

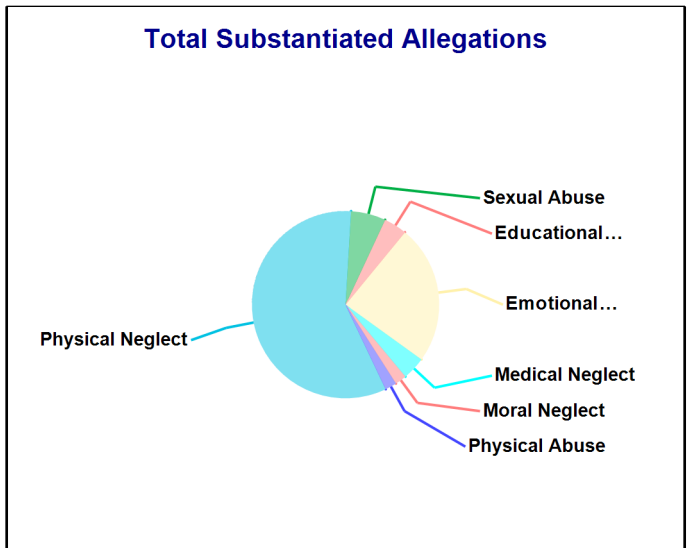
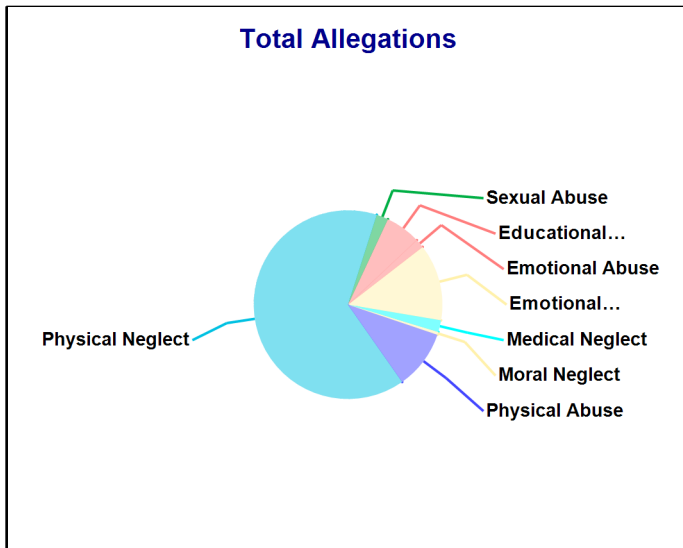
Accepted Reports: 84

Substantiated Reports: 12

Substantiation Rate: 46 %

Allegations	Total	Substantiated	Substantiation Rate
Emotional Neglect	26	12	46 %
High Risk Newborn	-	-	-
Medical Neglect	<=10	<=10	40 - 50 %
Physical Abuse	20	<=10	0 - 10 %
Educational Neglect	12	<=10	10 - 20 %
At Risk	-	-	-
Physical Neglect	128	29	23 %
Sexual Abuse	<=10	<=10	70 - 80 %
Emotional Abuse	<=10	-	0 - 10 %
Human_Trafficking	-	-	-
Moral Neglect	<=10	<=10	90 - 100 %
Total Allegations	198	50	25 %

Children Substantiated as Abuse/Neglect/Uncared for: 24



State of Connecticut
 Department of Children and Families
 Town Pages
 State Fiscal Year: 2018

Number of Accepted Reports and allegations to DCF
 Town: EAST HARTFORD

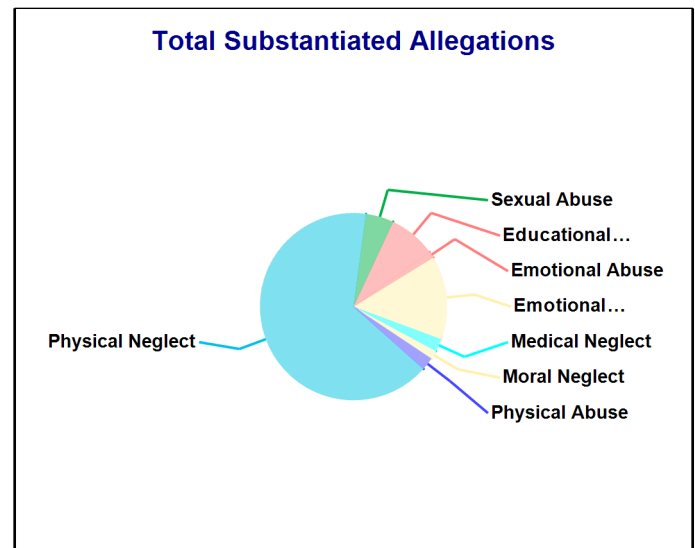
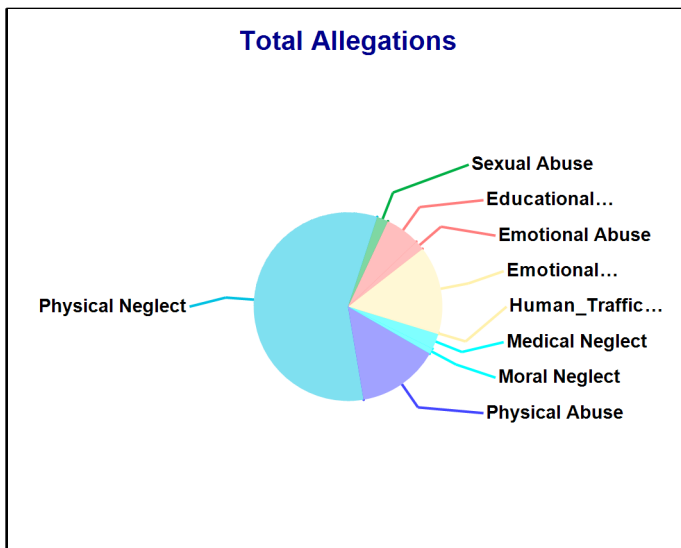
Accepted Reports: 629

Substantiated Reports: 39

Substantiation Rate: 18 %

Allegations	Total	Substantiated	Substantiation Rate
Emotional Neglect	216	39	18 %
High Risk Newborn	-	-	-
Medical Neglect	38	<=10	10 - 20 %
Physical Abuse	203	<=10	0 - 10 %
Educational Neglect	86	22	26 %
At Risk	-	-	-
Physical Neglect	833	177	21 %
Sexual Abuse	28	13	46 %
Emotional Abuse	23	<=10	10 - 20 %
Human_Trafficking	<=10	-	0 - 10 %
Moral Neglect	14	<=10	20 - 30 %
Total Allegations	1,445	270	19 %

Children Substantiated as Abuse/Neglect/Uncared for: 140



State of Connecticut
 Department of Children and Families
 Town Pages
 State Fiscal Year: 2018

Number of Accepted Reports and allegations to DCF
 Town: EAST HAVEN

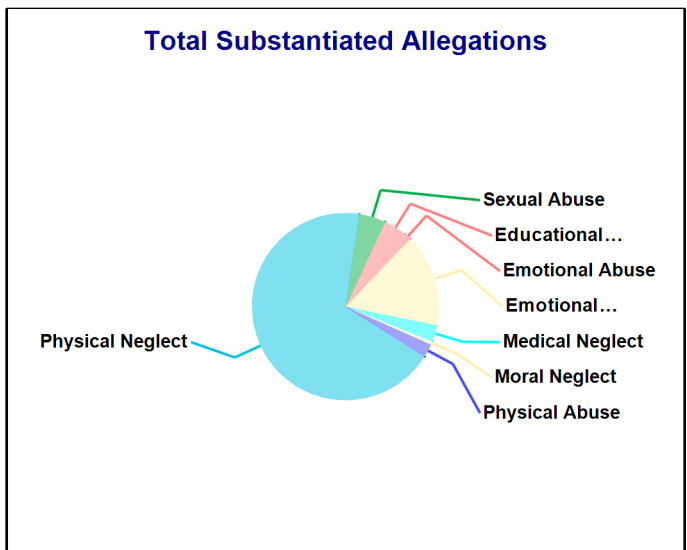
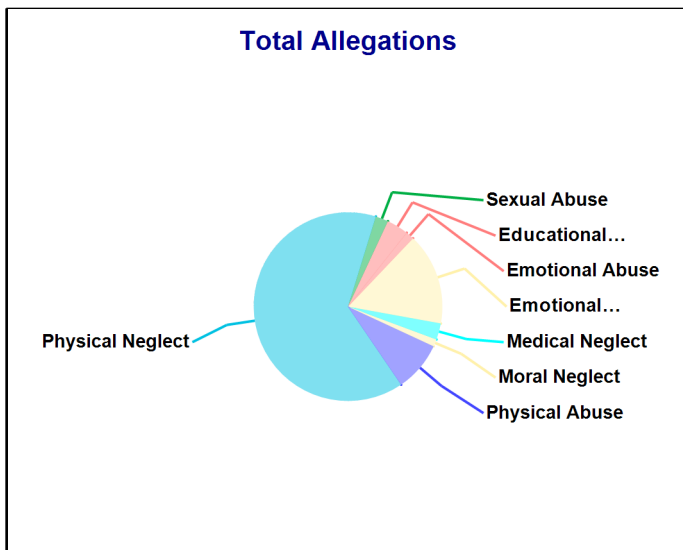
Accepted Reports: 257

Substantiated Reports: 28

Substantiation Rate: 28 %

Allegations	Total	Substantiated	Substantiation Rate
Emotional Neglect	101	28	28 %
High Risk Newborn	-	-	-
Medical Neglect	18	<=10	20 - 30 %
Physical Abuse	55	<=10	0 - 10 %
Educational Neglect	24	<=10	20 - 30 %
At Risk	-	-	-
Physical Neglect	412	119	29 %
Sexual Abuse	14	<=10	50 - 60 %
Emotional Abuse	<=10	<=10	20 - 30 %
Human_Trafficking	-	-	-
Moral Neglect	<=10	<=10	10 - 20 %
Total Allegations	641	174	27 %

Children Substantiated as Abuse/Neglect/Uncared for: 92



State of Connecticut
 Department of Children and Families
 Town Pages
 State Fiscal Year: 2018

Number of Accepted Reports and allegations to DCF
 Town: EAST LYME

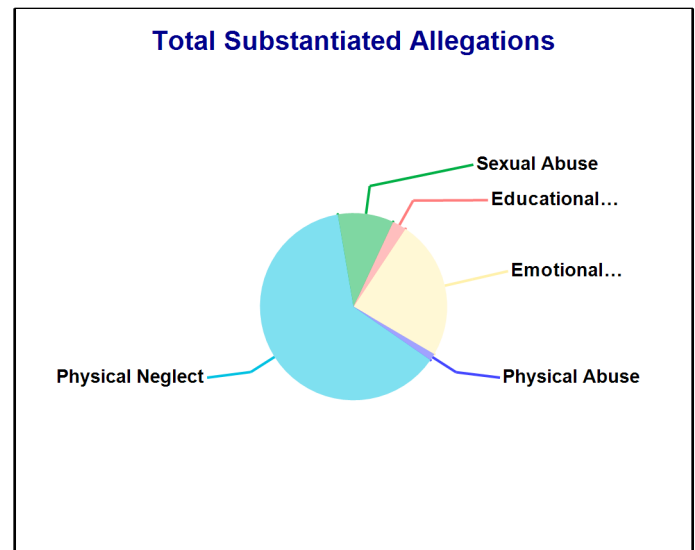
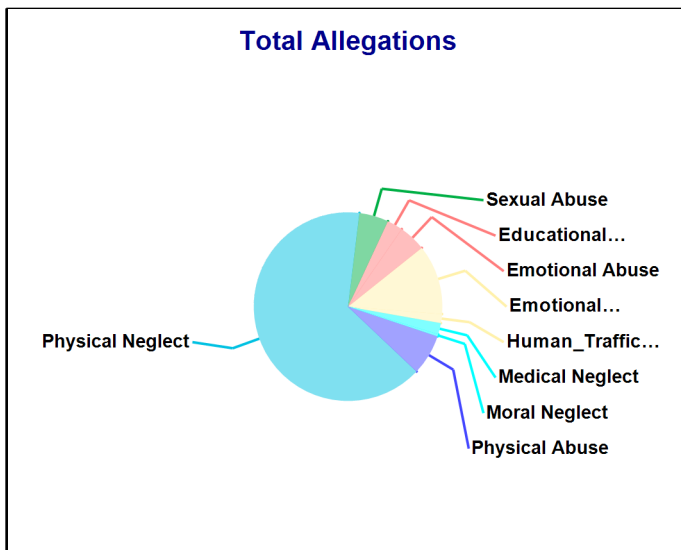
Accepted Reports: 104

Substantiated Reports: 20

Substantiation Rate: 65 %

Allegations	Total	Substantiated	Substantiation Rate
Emotional Neglect	31	20	65 %
High Risk Newborn	-	-	-
Medical Neglect	<=10	-	0 - 10 %
Physical Abuse	18	<=10	0 - 10 %
Educational Neglect	<=10	<=10	20 - 30 %
At Risk	-	-	-
Physical Neglect	168	52	31 %
Sexual Abuse	13	<=10	60 - 70 %
Emotional Abuse	12	-	-
Human_Trafficking	<=10	-	0 - 10 %
Moral Neglect	<=10	-	0 - 10 %
Total Allegations	259	83	32 %

Children Substantiated as Abuse/Neglect/Uncared for: 32



State of Connecticut
 Department of Children and Families
 Town Pages
 State Fiscal Year: 2018

Number of Accepted Reports and allegations to DCF
 Town: EAST WINDSOR

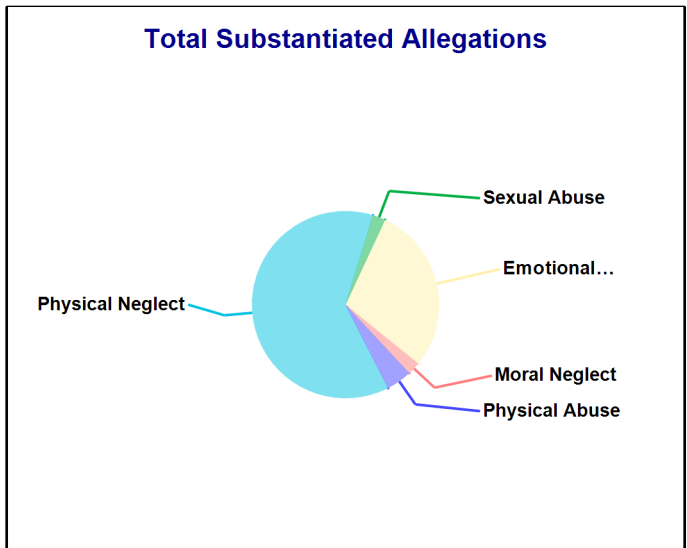
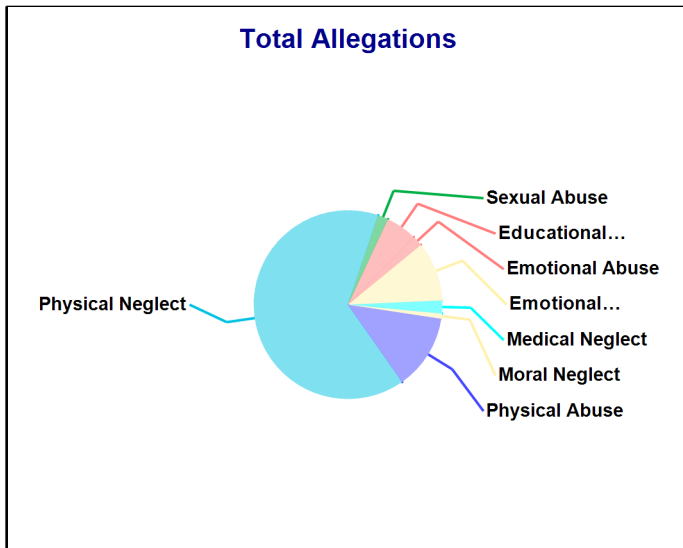
Accepted Reports: 104

Substantiated Reports: 13

Substantiation Rate: 57 %

Allegations	Total	Substantiated	Substantiation Rate
Emotional Neglect	23	13	57 %
High Risk Newborn	-	-	-
Medical Neglect	<=10	-	0 - 10 %
Physical Abuse	29	<=10	0 - 10 %
Educational Neglect	12	-	-
At Risk	-	-	-
Physical Neglect	146	28	19 %
Sexual Abuse	<=10	<=10	20 - 30 %
Emotional Abuse	<=10	-	0 - 10 %
Human_Trafficking	-	-	-
Moral Neglect	<=10	<=10	40 - 50 %
Total Allegations	225	45	20 %

Children Substantiated as Abuse/Neglect/Uncared for: 23



State of Connecticut
 Department of Children and Families
 Town Pages
 State Fiscal Year: 2018

Number of Accepted Reports and allegations to DCF
 Town: ENFIELD

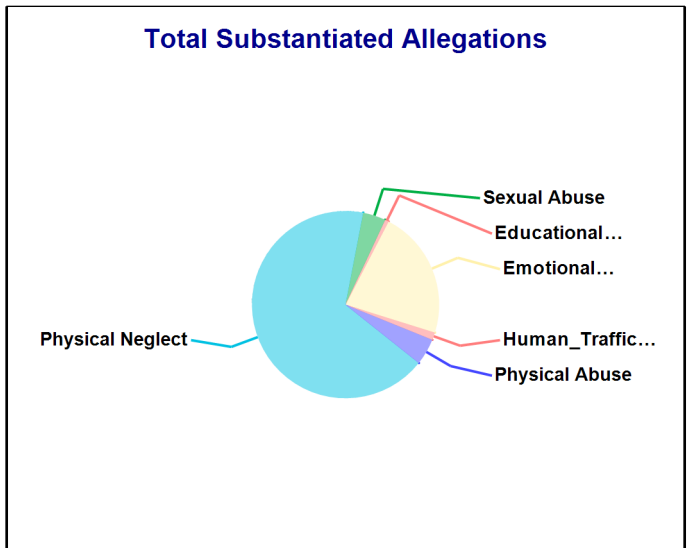
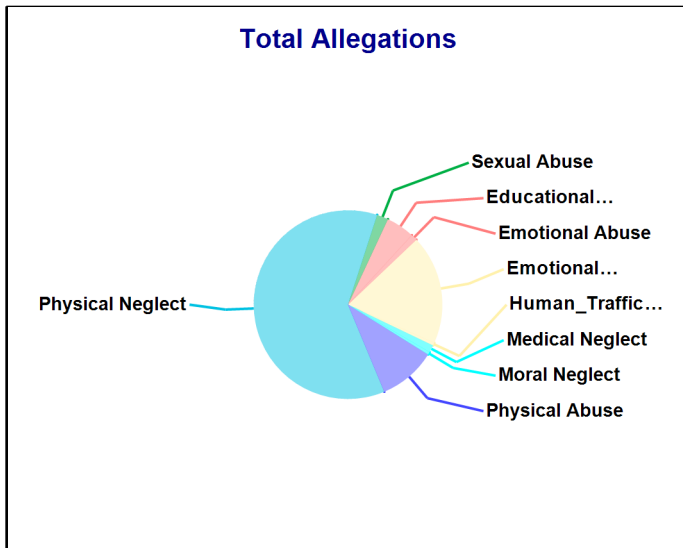
Accepted Reports: 412

Substantiated Reports: 34

Substantiation Rate: 18 %

Allegations	Total	Substantiated	Substantiation Rate
Emotional Neglect	192	34	18 %
High Risk Newborn	-	-	-
Medical Neglect	13	-	-
Physical Abuse	101	<=10	0 - 10 %
Educational Neglect	50	<=10	0 - 10 %
At Risk	-	-	-
Physical Neglect	628	103	16 %
Sexual Abuse	20	<=10	20 - 30 %
Emotional Abuse	11	-	-
Human_Trafficking	<=10	<=10	30 - 40 %
Moral Neglect	<=10	-	0 - 10 %
Total Allegations	1,025	153	15 %

Children Substantiated as Abuse/Neglect/Uncared for: 72



State of Connecticut
 Department of Children and Families
 Town Pages
 State Fiscal Year: 2018

Number of Accepted Reports and allegations to DCF
 Town: FAIRFIELD

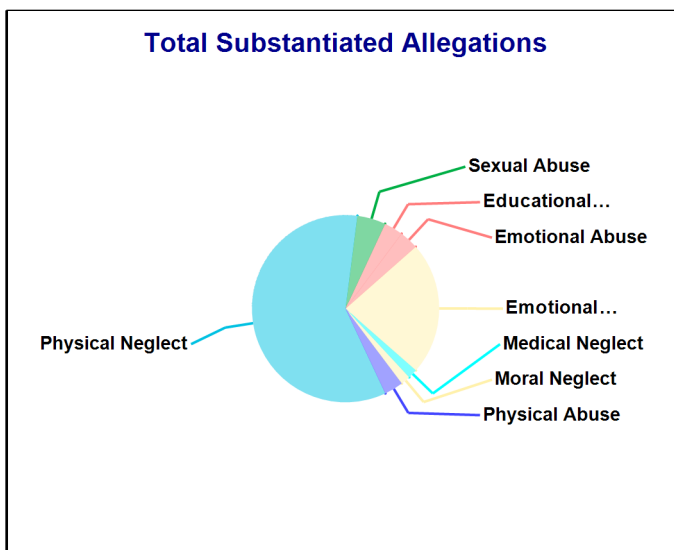
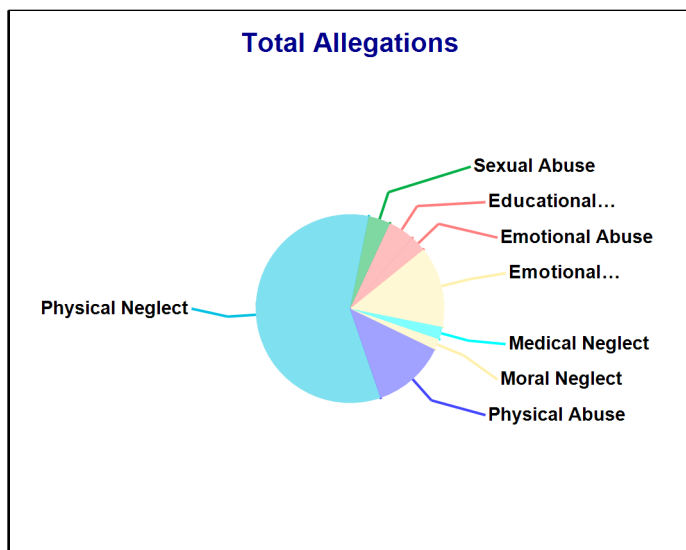
Accepted Reports: 182

Substantiated Reports: 14

Substantiation Rate: 27 %

Allegations	Total	Substantiated	Substantiation Rate
Emotional Neglect	52	14	27 %
High Risk Newborn	-	-	-
Medical Neglect	<=10	<=10	10 - 20 %
Physical Abuse	47	<=10	0 - 10 %
Educational Neglect	17	<=10	10 - 20 %
At Risk	-	-	-
Physical Neglect	218	36	17 %
Sexual Abuse	14	<=10	20 - 30 %
Emotional Abuse	<=10	<=10	10 - 20 %
Human_Trafficking	-	-	-
Moral Neglect	<=10	<=10	10 - 20 %
Total Allegations	373	61	16 %

Children Substantiated as Abuse/Neglect/Uncared for: 35



State of Connecticut
 Department of Children and Families
 Town Pages
 State Fiscal Year: 2018

Number of Accepted Reports and allegations to DCF
 Town: FARMINGTON

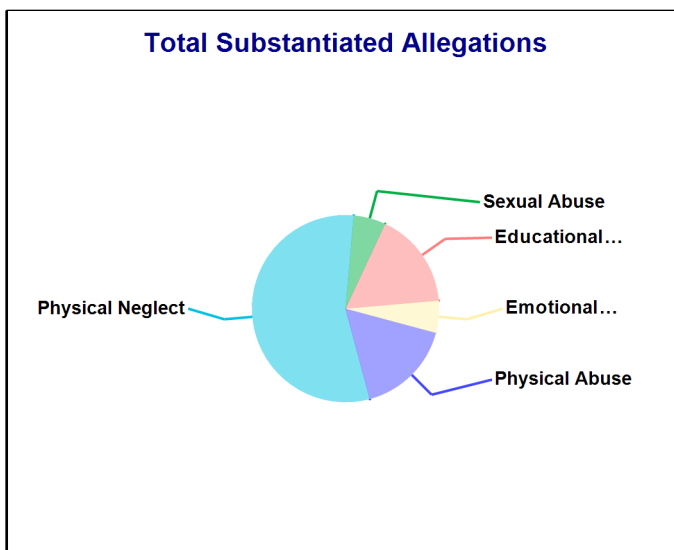
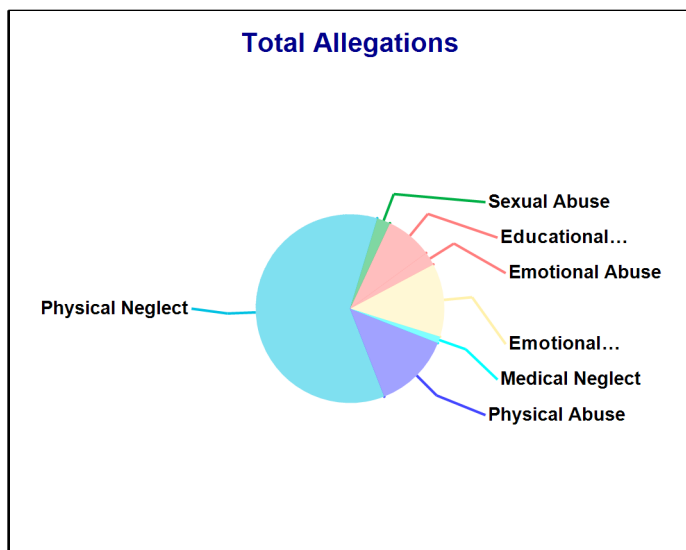
Accepted Reports: 90

Substantiated Reports: 1

Substantiation Rate: 0 - 10 %

Allegations	Total	Substantiated	Substantiation Rate
Emotional Neglect	22	<=10	0 - 10 %
High Risk Newborn	-	-	-
Medical Neglect	<=10	-	0 - 10 %
Physical Abuse	23	<=10	10 - 20 %
Educational Neglect	14	<=10	20 - 30 %
At Risk	-	-	-
Physical Neglect	106	<=10	0 - 10 %
Sexual Abuse	<=10	<=10	20 - 30 %
Emotional Abuse	<=10	-	0 - 10 %
Human_Trafficking	-	-	-
Moral Neglect	-	-	-
Total Allegations	175	18	10 %

Children Substantiated as Abuse/Neglect/Uncared for: 14



State of Connecticut
 Department of Children and Families
 Town Pages
 State Fiscal Year: 2018

Number of Accepted Reports and allegations to DCF
 Town: GLASTONBURY

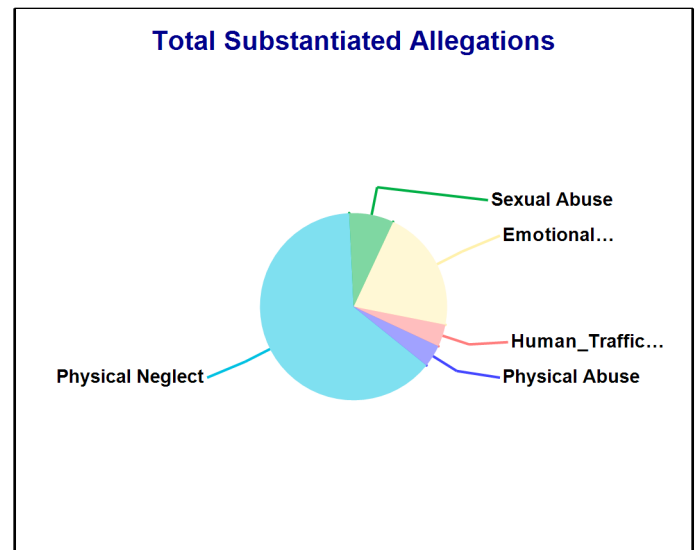
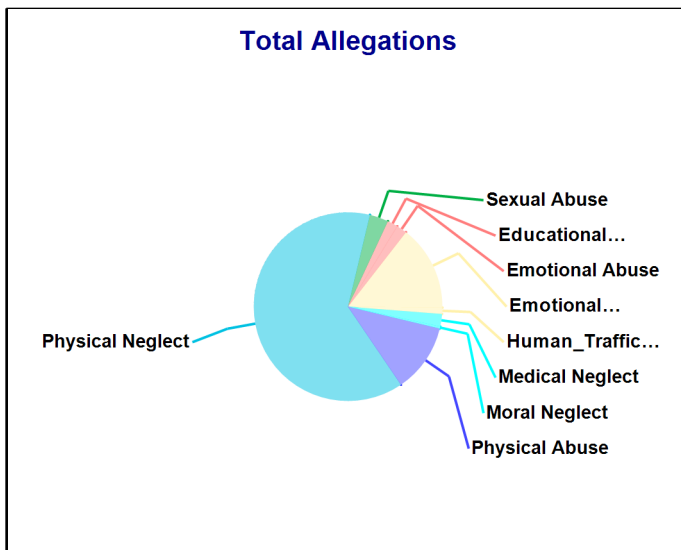
Accepted Reports: 130

Substantiated Reports: 11

Substantiation Rate: 27 %

Allegations	Total	Substantiated	Substantiation Rate
Emotional Neglect	41	11	27 %
High Risk Newborn	-	-	-
Medical Neglect	<=10	-	0 - 10 %
Physical Abuse	33	<=10	0 - 10 %
Educational Neglect	<=10	-	0 - 10 %
At Risk	-	-	-
Physical Neglect	177	33	19 %
Sexual Abuse	<=10	<=10	40 - 50 %
Emotional Abuse	<=10	-	0 - 10 %
Human_Trafficking	<=10	<=10	60 - 70 %
Moral Neglect	<=10	-	0 - 10 %
Total Allegations	280	52	19 %

Children Substantiated as Abuse/Neglect/Uncared for: 27



State of Connecticut
 Department of Children and Families
 Town Pages
 State Fiscal Year: 2018

Number of Accepted Reports and allegations to DCF
 Town: GREENWICH

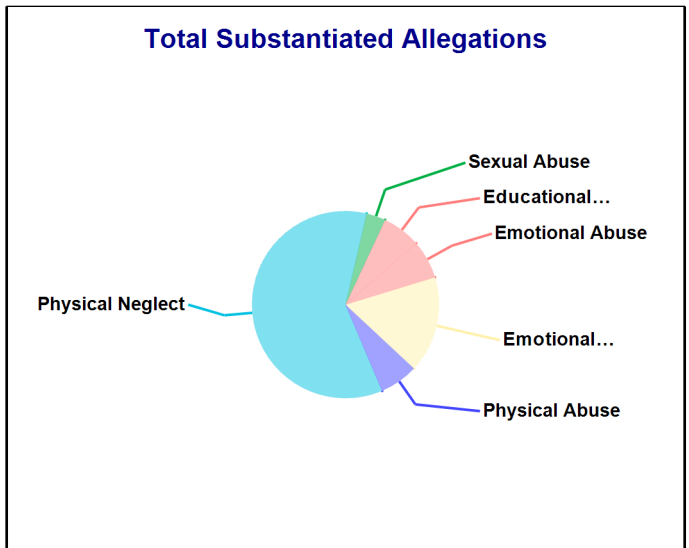
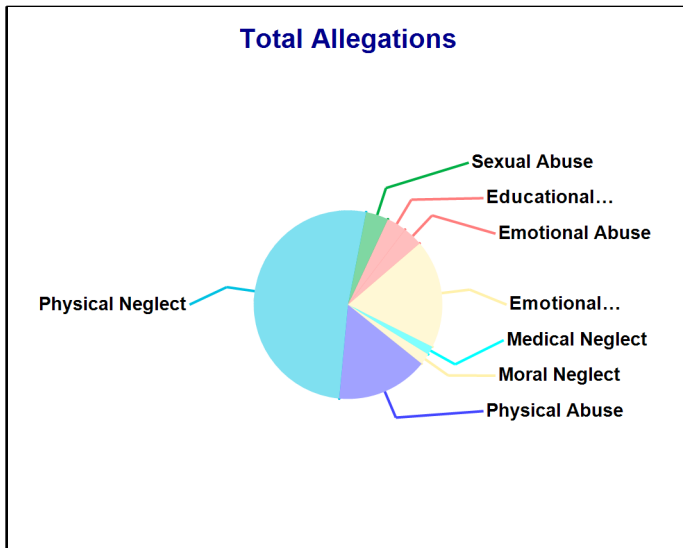
Accepted Reports: 210

Substantiated Reports: 5

Substantiation Rate: 0 - 10 %

Allegations	Total	Substantiated	Substantiation Rate
Emotional Neglect	77	<=10	0 - 10 %
High Risk Newborn	-	-	-
Medical Neglect	<=10	-	0 - 10 %
Physical Abuse	65	<=10	0 - 10 %
Educational Neglect	14	<=10	10 - 20 %
At Risk	-	-	-
Physical Neglect	213	18	8 %
Sexual Abuse	16	<=10	0 - 10 %
Emotional Abuse	14	<=10	10 - 20 %
Human_Trafficking	-	-	-
Moral Neglect	<=10	-	0 - 10 %
Total Allegations	413	30	7 %

Children Substantiated as Abuse/Neglect/Uncared for: 21



State of Connecticut
 Department of Children and Families
 Town Pages
 State Fiscal Year: 2018

Number of Accepted Reports and allegations to DCF
 Town: GRISWOLD

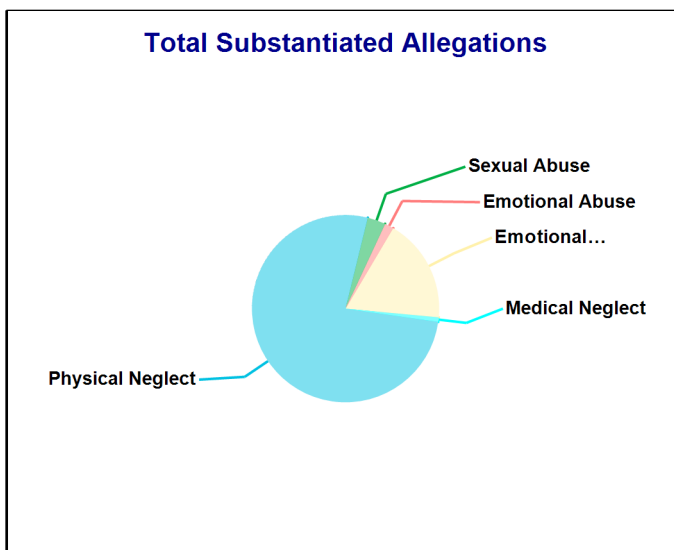
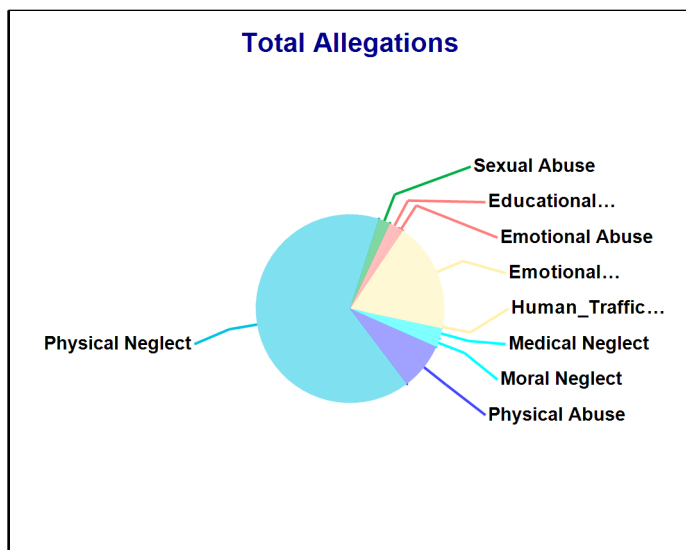
Accepted Reports: 119

Substantiated Reports: 23

Substantiation Rate: 32 %

Allegations	Total	Substantiated	Substantiation Rate
Emotional Neglect	73	23	32 %
High Risk Newborn	-	-	-
Medical Neglect	<=10	<=10	10 - 20 %
Physical Abuse	32	-	-
Educational Neglect	<=10	-	0 - 10 %
At Risk	-	-	-
Physical Neglect	259	98	38 %
Sexual Abuse	<=10	<=10	40 - 50 %
Emotional Abuse	<=10	<=10	60 - 70 %
Human_Trafficking	<=10	-	0 - 10 %
Moral Neglect	<=10	-	0 - 10 %
Total Allegations	397	128	32 %

Children Substantiated as Abuse/Neglect/Uncared for: 33



State of Connecticut
 Department of Children and Families
 Town Pages
 State Fiscal Year: 2018

Number of Accepted Reports and allegations to DCF
 Town: GROTON


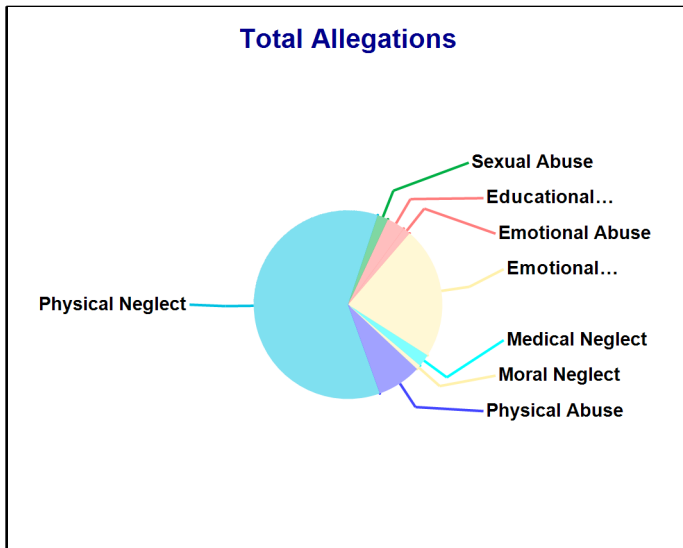
Accepted Reports: 349

Substantiated Reports: 100

Substantiation Rate: 43 %

Allegations	Total	Substantiated	Substantiation Rate
Emotional Neglect	234	100	43 %
High Risk Newborn	-	-	-
Medical Neglect	22	<=10	20 - 30 %
Physical Abuse	78	<=10	0 - 10 %
Educational Neglect	32	<=10	10 - 20 %
At Risk	-	-	-
Physical Neglect	624	188	30 %
Sexual Abuse	19	<=10	10 - 20 %
Emotional Abuse	13	<=10	0 - 10 %
Human_Trafficking	-	-	-
Moral Neglect	<=10	-	0 - 10 %
Total Allegations	1,030	307	30 %

Children Substantiated as Abuse/Neglect/Uncared for: 97



State of Connecticut
 Department of Children and Families
 Town Pages
 State Fiscal Year: 2018

Number of Accepted Reports and allegations to DCF
 Town: HAMDEN

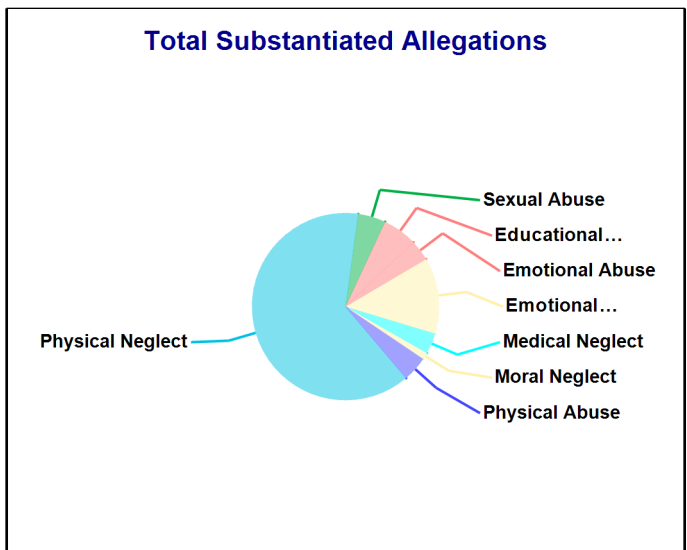
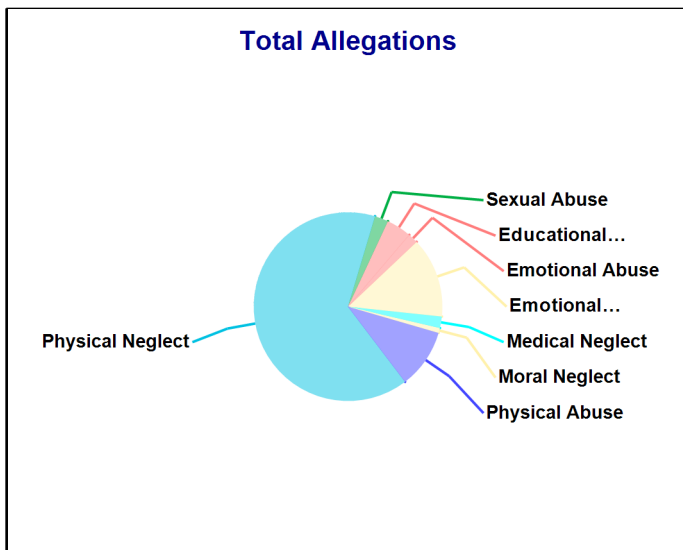
Accepted Reports: 346

Substantiated Reports: 33

Substantiation Rate: 29 %

Allegations	Total	Substantiated	Substantiation Rate
Emotional Neglect	112	33	29 %
High Risk Newborn	-	-	-
Medical Neglect	16	<=10	50 - 60 %
Physical Abuse	83	11	13 %
Educational Neglect	35	15	43 %
At Risk	-	-	-
Physical Neglect	530	159	30 %
Sexual Abuse	19	12	63 %
Emotional Abuse	14	<=10	60 - 70 %
Human_Trafficking	-	-	-
Moral Neglect	<=10	<=10	40 - 50 %
Total Allegations	816	251	31 %

Children Substantiated as Abuse/Neglect/Uncared for: 129



State of Connecticut
 Department of Children and Families
 Town Pages
 State Fiscal Year: 2018

Number of Accepted Reports and allegations to DCF
 Town: HARTFORD

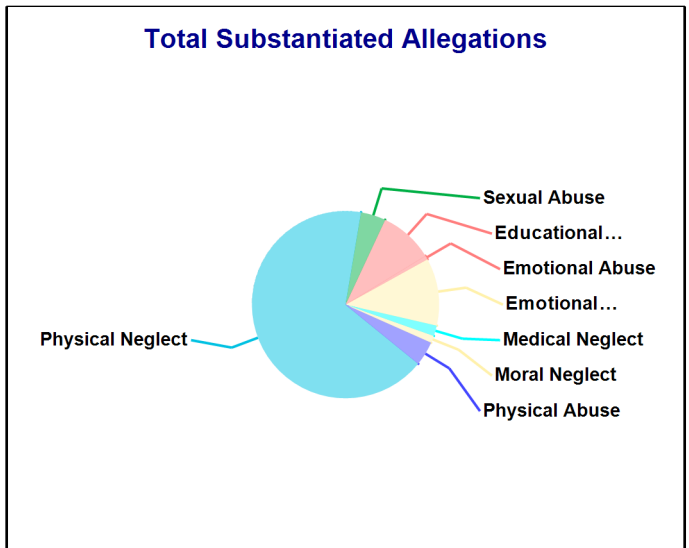
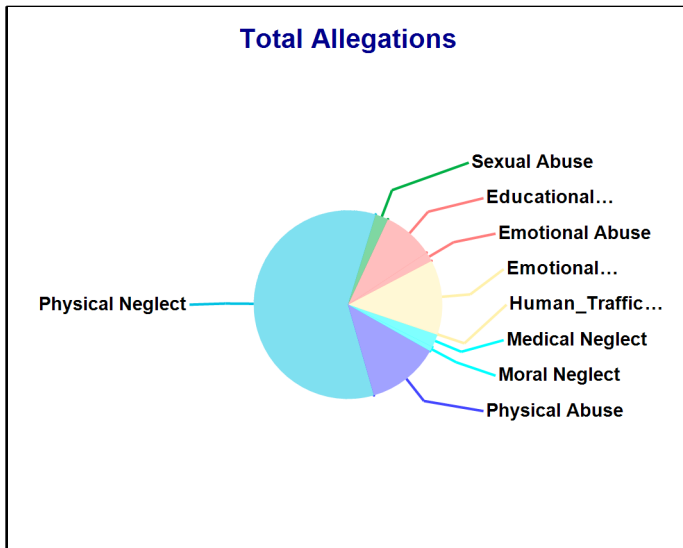
Accepted Reports: 3,108

Substantiated Reports: 141

Substantiation Rate: 16 %

Allegations	Total	Substantiated	Substantiation Rate
Emotional Neglect	877	141	16 %
High Risk Newborn	-	-	-
Medical Neglect	152	22	14 %
Physical Abuse	853	51	6 %
Educational Neglect	603	113	19 %
At Risk	-	-	-
Physical Neglect	4,077	808	20 %
Sexual Abuse	153	52	34 %
Emotional Abuse	111	<=10	0 - 10 %
Human_Trafficking	<=10	-	0 - 10 %
Moral Neglect	56	15	27 %
Total Allegations	6,892	1,210	18 %

Children Substantiated as Abuse/Neglect/Uncaared for: 676



State of Connecticut
 Department of Children and Families
 Town Pages
 State Fiscal Year: 2018

Number of Accepted Reports and allegations to DCF
 Town: KILLINGLY


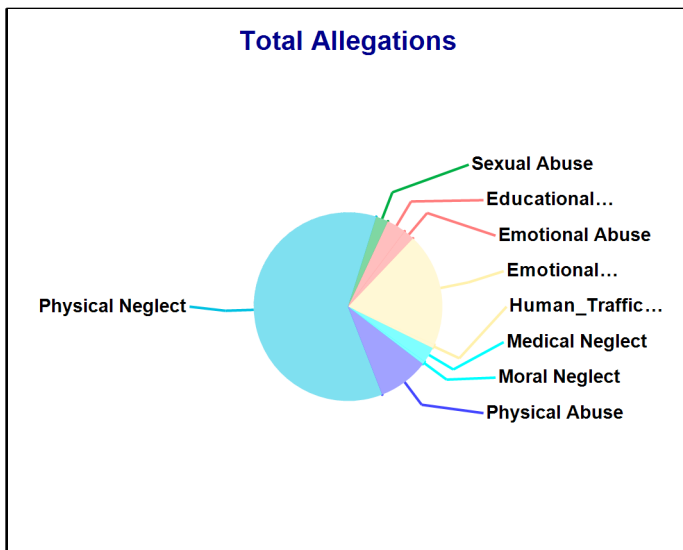
Accepted Reports: 286

Substantiated Reports: 83

Substantiation Rate: 56 %

Allegations	Total	Substantiated	Substantiation Rate
Emotional Neglect	148	83	56 %
High Risk Newborn	-	-	-
Medical Neglect	20	<=10	0 - 10 %
Physical Abuse	66	<=10	0 - 10 %
Educational Neglect	25	<=10	30 - 40 %
At Risk	-	-	-
Physical Neglect	461	115	25 %
Sexual Abuse	16	<=10	30 - 40 %
Emotional Abuse	14	<=10	20 - 30 %
Human_Trafficking	<=10	<=10	30 - 40 %
Moral Neglect	<=10	-	0 - 10 %
Total Allegations	759	220	29 %

Children Substantiated as Abuse/Neglect/Uncared for: 107



State of Connecticut
 Department of Children and Families
 Town Pages
 State Fiscal Year: 2018

Number of Accepted Reports and allegations to DCF
 Town: LEBANON


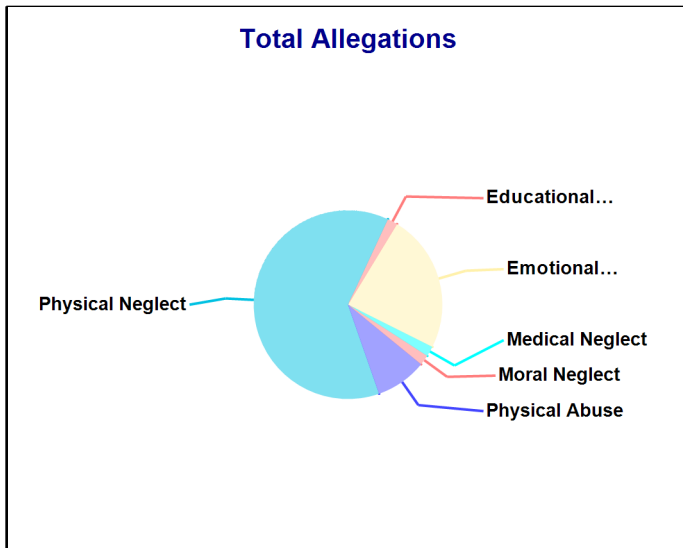
Accepted Reports: 44

Substantiated Reports: 12

Substantiation Rate: 44 %

Allegations	Total	Substantiated	Substantiation Rate
Emotional Neglect	27	12	44 %
High Risk Newborn	-	-	-
Medical Neglect	<=10	<=10	40 - 50 %
Physical Abuse	<=10	<=10	0 - 10 %
Educational Neglect	<=10	<=10	40 - 50 %
At Risk	-	-	-
Physical Neglect	71	16	23 %
Sexual Abuse	-	-	-
Emotional Abuse	-	-	-
Human_Trafficking	-	-	-
Moral Neglect	<=10	-	0 - 10 %
Total Allegations	114	31	27 %

Children Substantiated as Abuse/Neglect/Uncared for: 13



State of Connecticut
 Department of Children and Families
 Town Pages
 State Fiscal Year: 2018

Number of Accepted Reports and allegations to DCF
 Town: LEDYARD

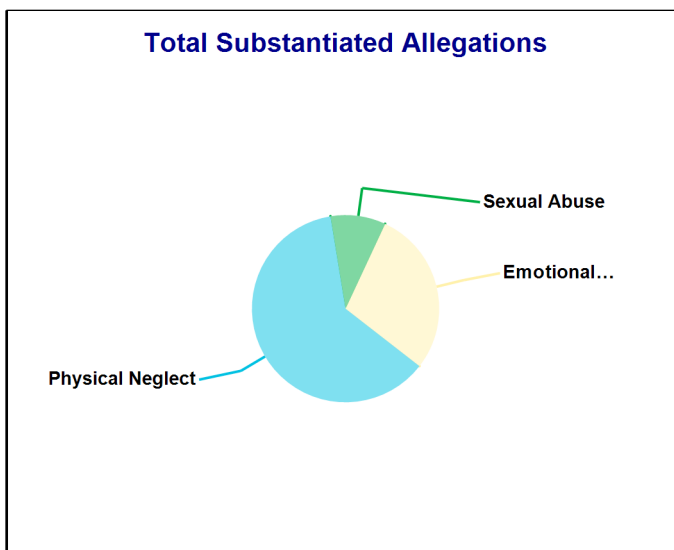
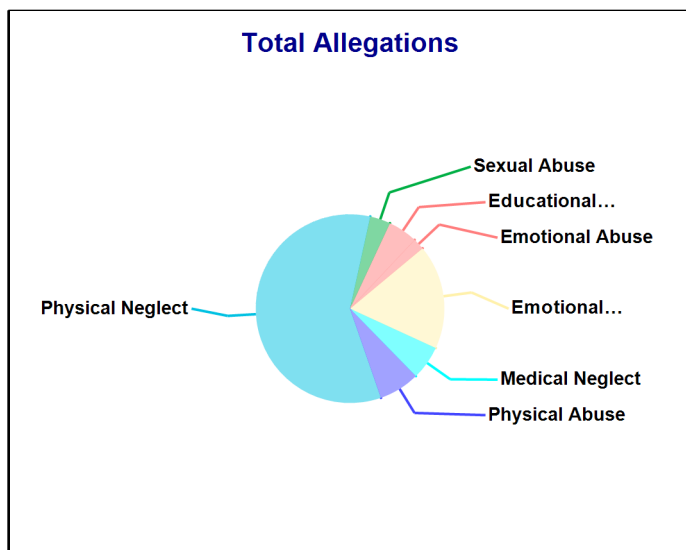
Accepted Reports: 110

Substantiated Reports: 12

Substantiation Rate: 26 %

Allegations	Total	Substantiated	Substantiation Rate
Emotional Neglect	46	12	26 %
High Risk Newborn	-	-	-
Medical Neglect	15	-	-
Physical Abuse	18	-	-
Educational Neglect	13	-	-
At Risk	-	-	-
Physical Neglect	151	26	17 %
Sexual Abuse	<=10	<=10	40 - 50 %
Emotional Abuse	<=10	-	0 - 10 %
Human_Trafficking	-	-	-
Moral Neglect	-	-	-
Total Allegations	257	42	16 %

Children Substantiated as Abuse/Neglect/Uncared for: 18



State of Connecticut
 Department of Children and Families
 Town Pages
 State Fiscal Year: 2018

Number of Accepted Reports and allegations to DCF
 Town: LISBON

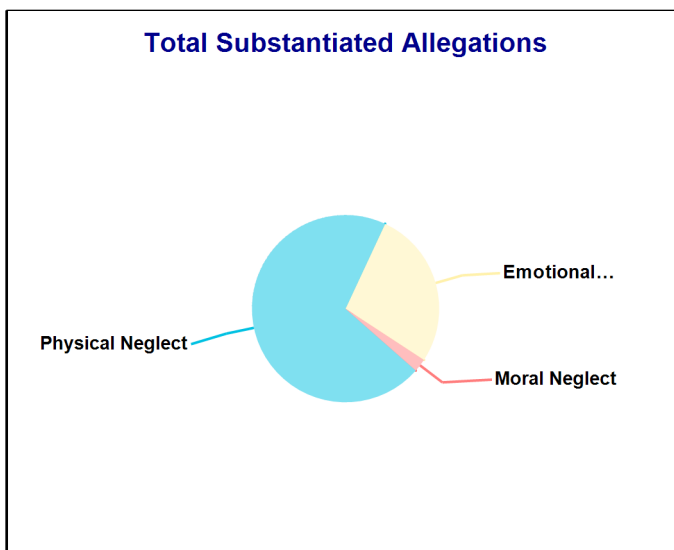
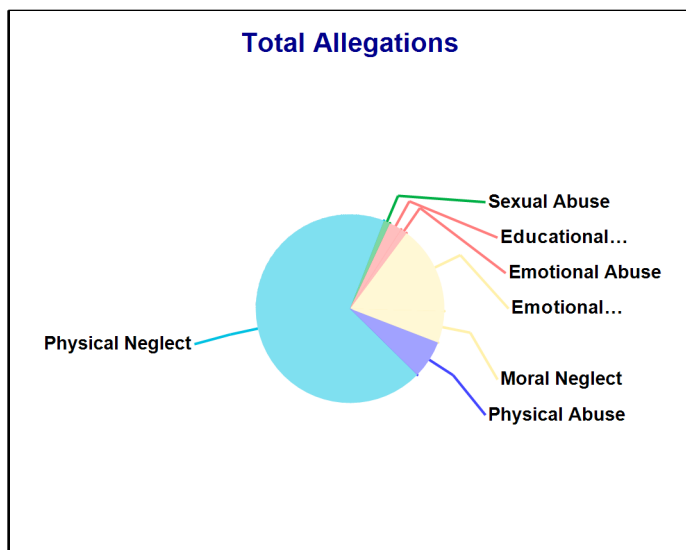
Accepted Reports: 29

Substantiated Reports: 12

Substantiation Rate: 86 %

Allegations	Total	Substantiated	Substantiation Rate
Emotional Neglect	14	12	86 %
High Risk Newborn	-	-	-
Medical Neglect	-	-	-
Physical Abuse	<=10	-	0 - 10 %
Educational Neglect	<=10	-	0 - 10 %
At Risk	-	-	-
Physical Neglect	63	31	49 %
Sexual Abuse	<=10	-	0 - 10 %
Emotional Abuse	<=10	-	0 - 10 %
Human_Trafficking	-	-	-
Moral Neglect	<=10	<=10	10 - 20 %
Total Allegations	92	44	48 %

Children Substantiated as Abuse/Neglect/Uncared for: 12



State of Connecticut
 Department of Children and Families
 Town Pages
 State Fiscal Year: 2018

Number of Accepted Reports and allegations to DCF
 Town: MANCHESTER

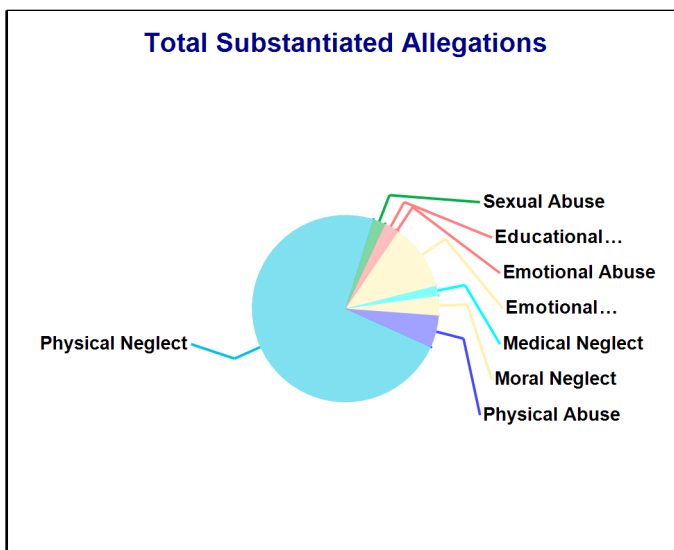
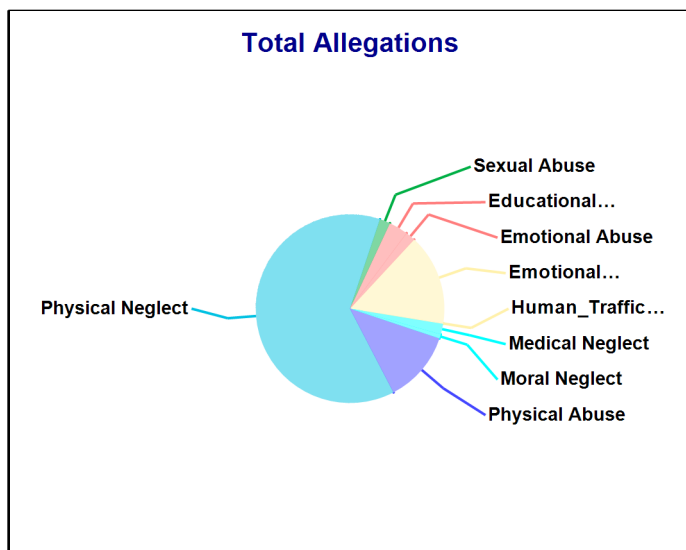
Accepted Reports: 690

Substantiated Reports: 27

Substantiation Rate: 12 %

Allegations	Total	Substantiated	Substantiation Rate
Emotional Neglect	232	27	12 %
High Risk Newborn	-	-	-
Medical Neglect	27	<=10	10 - 20 %
Physical Abuse	183	13	7 %
Educational Neglect	49	<=10	0 - 10 %
At Risk	-	-	-
Physical Neglect	937	171	18 %
Sexual Abuse	27	<=10	10 - 20 %
Emotional Abuse	25	<=10	0 - 10 %
Human_Trafficking	<=10	-	0 - 10 %
Moral Neglect	11	<=10	70 - 80 %
Total Allegations	1,493	234	16 %

Children Substantiated as Abuse/Neglect/Uncared for: 122



State of Connecticut
 Department of Children and Families
 Town Pages
 State Fiscal Year: 2018

Number of Accepted Reports and allegations to DCF
 Town: MANSFIELD

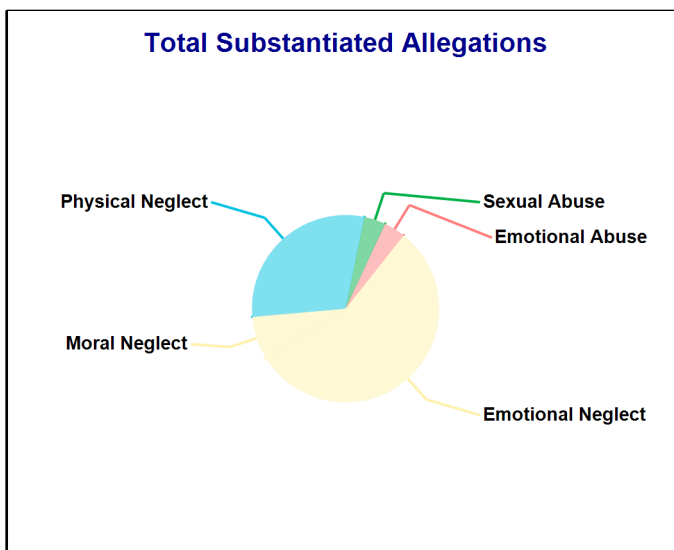
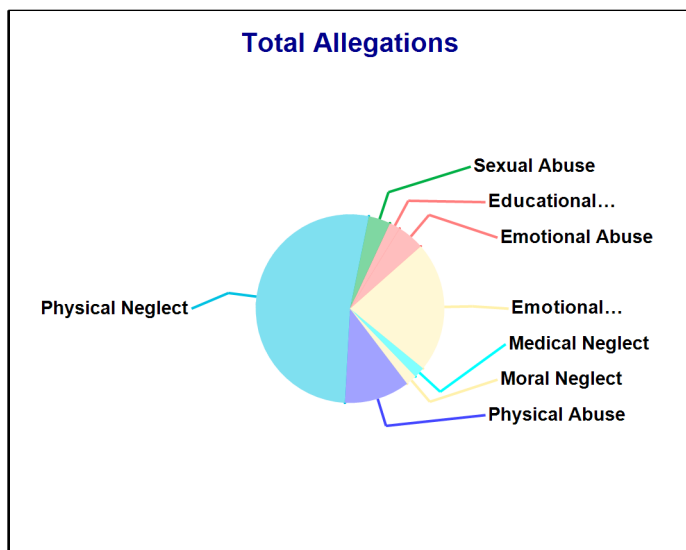
Accepted Reports: 44

Substantiated Reports: 15

Substantiation Rate: 63 %

Allegations	Total	Substantiated	Substantiation Rate
Emotional Neglect	24	15	63 %
High Risk Newborn	-	-	-
Medical Neglect	<=10	-	0 - 10 %
Physical Abuse	12	-	-
Educational Neglect	<=10	-	0 - 10 %
At Risk	-	-	-
Physical Neglect	56	<=10	10 - 20 %
Sexual Abuse	<=10	<=10	20 - 30 %
Emotional Abuse	<=10	<=10	10 - 20 %
Human_Trafficking	-	-	-
Moral Neglect	<=10	<=10	90 - 100 %
Total Allegations	107	27	25 %

Children Substantiated as Abuse/Neglect/Uncared for: 15



State of Connecticut
 Department of Children and Families
 Town Pages
 State Fiscal Year: 2018

Number of Accepted Reports and allegations to DCF
 Town: MERIDEN

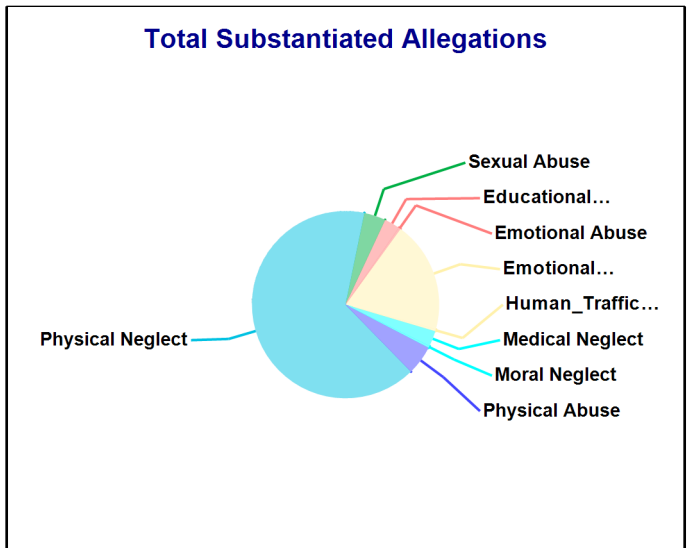
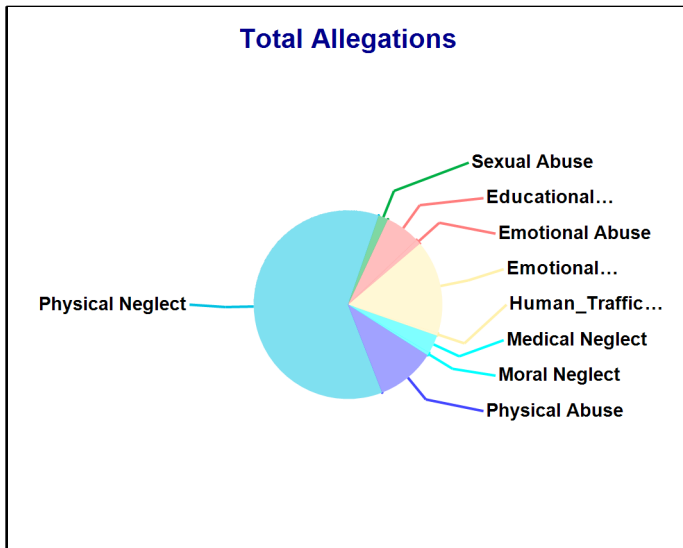
Accepted Reports: 949

Substantiated Reports: 57

Substantiation Rate: 16 %

Allegations	Total	Substantiated	Substantiation Rate
Emotional Neglect	346	57	16 %
High Risk Newborn	-	-	-
Medical Neglect	68	<=10	10 - 20 %
Physical Abuse	217	15	7 %
Educational Neglect	129	<=10	0 - 10 %
At Risk	-	-	-
Physical Neglect	1,315	194	15 %
Sexual Abuse	36	11	31 %
Emotional Abuse	18	<=10	0 - 10 %
Human_Trafficking	<=10	<=10	0 - 10 %
Moral Neglect	11	<=10	0 - 10 %
Total Allegations	2,150	296	14 %

Children Substantiated as Abuse/Neglect/Uncared for: 172



State of Connecticut
 Department of Children and Families
 Town Pages
 State Fiscal Year: 2018

Number of Accepted Reports and allegations to DCF
 Town: MIDDLETOWN

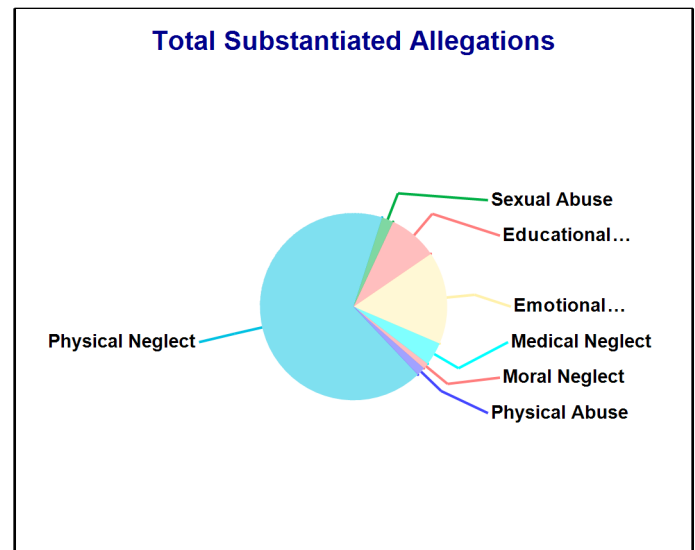
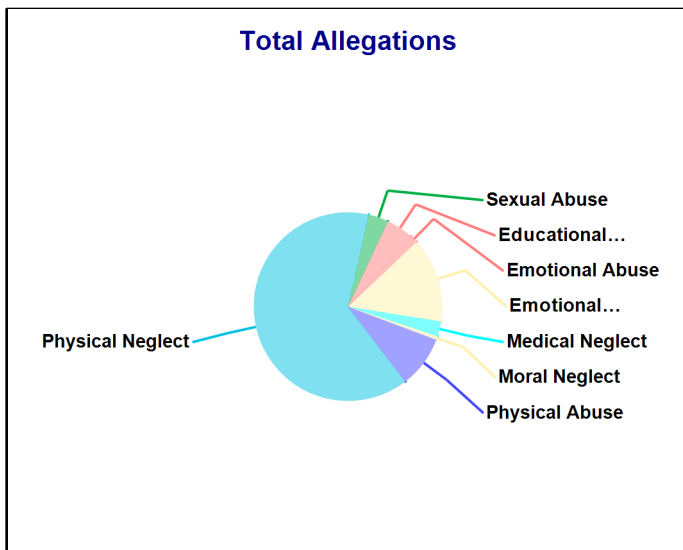
Accepted Reports: 403

Substantiated Reports: 32

Substantiation Rate: 24 %

Allegations	Total	Substantiated	Substantiation Rate
Emotional Neglect	136	32	24 %
High Risk Newborn	-	-	-
Medical Neglect	24	<=10	30 - 40 %
Physical Abuse	83	<=10	0 - 10 %
Educational Neglect	44	17	39 %
At Risk	-	-	-
Physical Neglect	597	134	22 %
Sexual Abuse	32	<=10	10 - 20 %
Emotional Abuse	12	-	-
Human_Trafficking	-	-	-
Moral Neglect	<=10	<=10	30 - 40 %
Total Allegations	934	200	21 %

Children Substantiated as Abuse/Neglect/Uncared for: 108



State of Connecticut
 Department of Children and Families
 Town Pages
 State Fiscal Year: 2018

Number of Accepted Reports and allegations to DCF
 Town: MILFORD

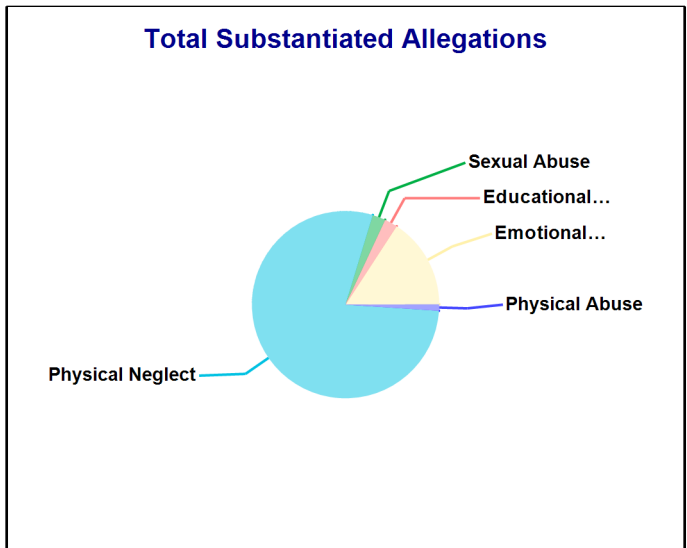
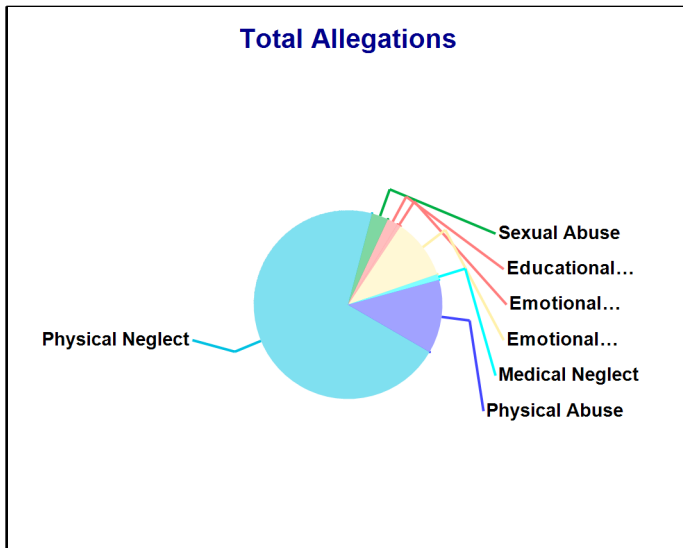
Accepted Reports: 234

Substantiated Reports: 14

Substantiation Rate: 27 %

Allegations	Total	Substantiated	Substantiation Rate
Emotional Neglect	51	14	27 %
High Risk Newborn	-	-	-
Medical Neglect	<=10	-	0 - 10 %
Physical Abuse	62	<=10	0 - 10 %
Educational Neglect	<=10	<=10	20 - 30 %
At Risk	-	-	-
Physical Neglect	348	70	20 %
Sexual Abuse	14	<=10	10 - 20 %
Emotional Abuse	<=10	-	0 - 10 %
Human_Trafficking	-	-	-
Moral Neglect	-	-	-
Total Allegations	492	89	18 %

Children Substantiated as Abuse/Neglect/Uncared for: 53



State of Connecticut
 Department of Children and Families
 Town Pages
 State Fiscal Year: 2018

Number of Accepted Reports and allegations to DCF
 Town: MONROE

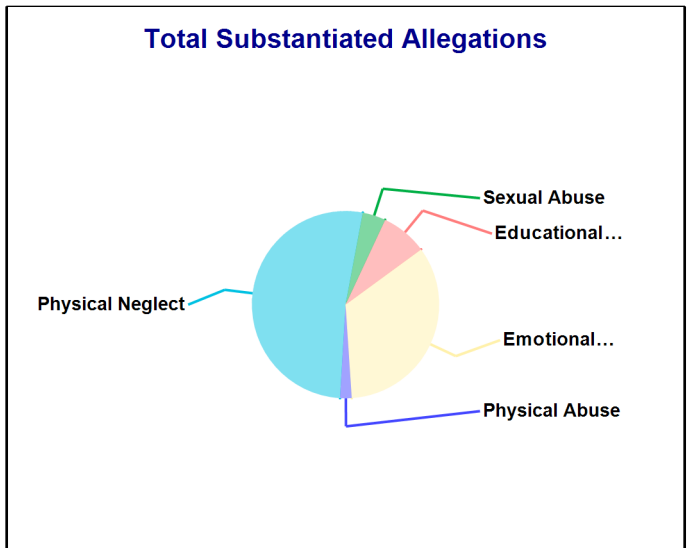
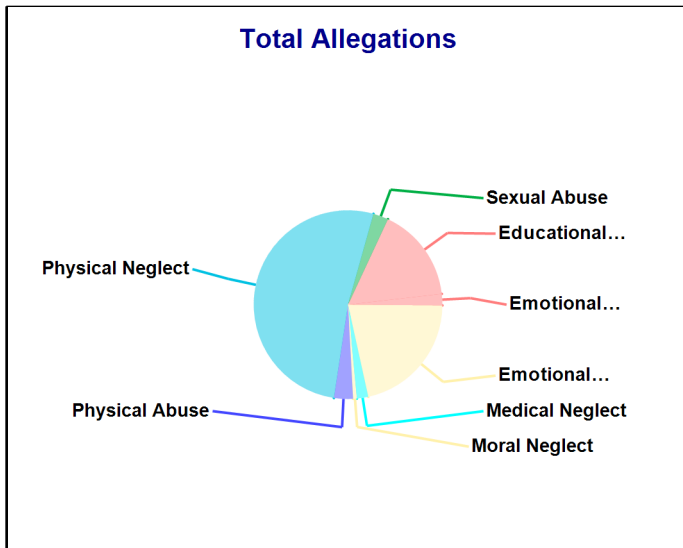
Accepted Reports: 59

Substantiated Reports: 17

Substantiation Rate: 52 %

Allegations	Total	Substantiated	Substantiation Rate
Emotional Neglect	33	17	52 %
High Risk Newborn	-	-	-
Medical Neglect	<=10	-	0 - 10 %
Physical Abuse	<=10	<=10	10 - 20 %
Educational Neglect	25	<=10	10 - 20 %
At Risk	-	-	-
Physical Neglect	80	26	33 %
Sexual Abuse	<=10	<=10	40 - 50 %
Emotional Abuse	<=10	-	0 - 10 %
Human_Trafficking	-	-	-
Moral Neglect	<=10	-	0 - 10 %
Total Allegations	154	50	32 %

Children Substantiated as Abuse/Neglect/Uncared for: 27



State of Connecticut
 Department of Children and Families
 Town Pages
 State Fiscal Year: 2018

Number of Accepted Reports and allegations to DCF
 Town: MONTVILLE


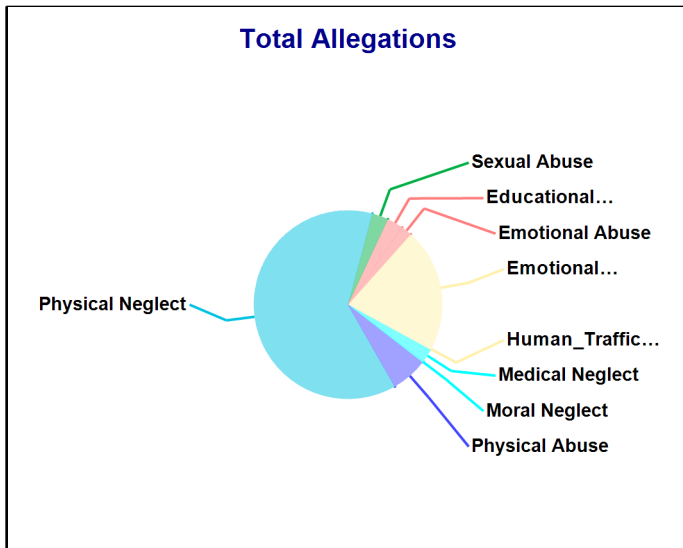
Accepted Reports: 133

Substantiated Reports: 62

Substantiation Rate: 68 %

Allegations	Total	Substantiated	Substantiation Rate
Emotional Neglect	91	62	68 %
High Risk Newborn	-	-	-
Medical Neglect	<=10	<=10	20 - 30 %
Physical Abuse	27	<=10	0 - 10 %
Educational Neglect	12	<=10	0 - 10 %
At Risk	-	-	-
Physical Neglect	269	107	40 %
Sexual Abuse	12	-	-
Emotional Abuse	<=10	<=10	30 - 40 %
Human_Trafficking	<=10	-	0 - 10 %
Moral Neglect	<=10	-	0 - 10 %
Total Allegations	431	178	41 %

Children Substantiated as Abuse/Neglect/Uncared for: 42



State of Connecticut
 Department of Children and Families
 Town Pages
 State Fiscal Year: 2018

Number of Accepted Reports and allegations to DCF
 Town: NAUGATUCK

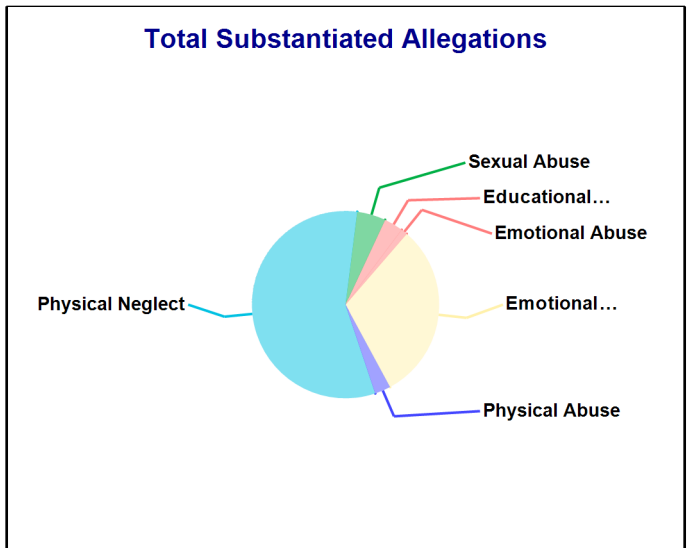
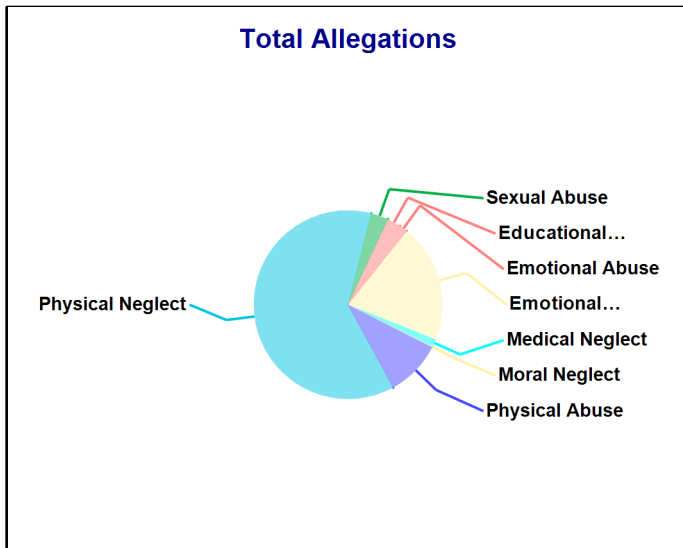
Accepted Reports: 295

Substantiated Reports: 56

Substantiation Rate: 36 %

Allegations	Total	Substantiated	Substantiation Rate
Emotional Neglect	156	56	36 %
High Risk Newborn	-	-	-
Medical Neglect	<=10	-	0 - 10 %
Physical Abuse	74	<=10	0 - 10 %
Educational Neglect	18	<=10	30 - 40 %
At Risk	-	-	-
Physical Neglect	476	104	22 %
Sexual Abuse	23	<=10	30 - 40 %
Emotional Abuse	11	<=10	10 - 20 %
Human_Trafficking	-	-	-
Moral Neglect	<=10	-	0 - 10 %
Total Allegations	769	182	24 %

Children Substantiated as Abuse/Neglect/Uncared for: 68



State of Connecticut
 Department of Children and Families
 Town Pages
 State Fiscal Year: 2018

Number of Accepted Reports and allegations to DCF
 Town: NEW BRITAIN


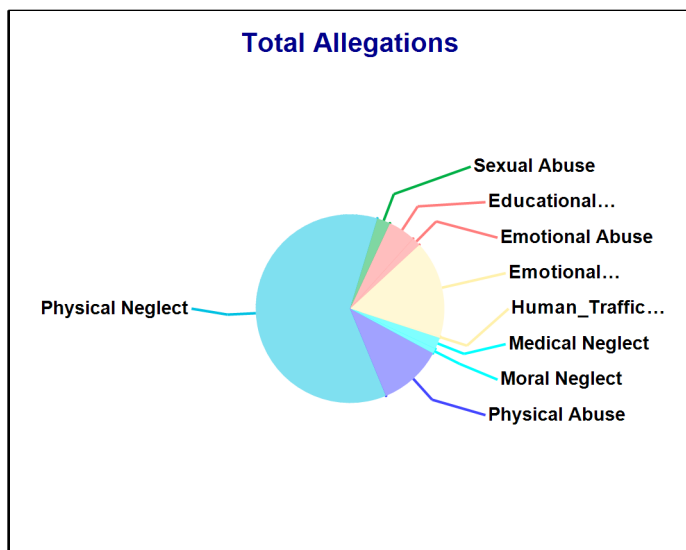
Accepted Reports: 1,175

Substantiated Reports: 117

Substantiation Rate: 27 %

Allegations	Total	Substantiated	Substantiation Rate
Emotional Neglect	439	117	27 %
High Risk Newborn	-	-	-
Medical Neglect	52	<=10	10 - 20 %
Physical Abuse	289	26	9 %
Educational Neglect	125	17	14 %
At Risk	-	-	-
Physical Neglect	1,612	314	19 %
Sexual Abuse	60	27	45 %
Emotional Abuse	39	<=10	0 - 10 %
Human_Trafficking	<=10	<=10	10 - 20 %
Moral Neglect	23	<=10	30 - 40 %
Total Allegations	2,647	520	20 %

Children Substantiated as Abuse/Neglect/Uncaared for: 306



State of Connecticut
 Department of Children and Families
 Town Pages
 State Fiscal Year: 2018

Number of Accepted Reports and allegations to DCF
 Town: NEW FAIRFIELD

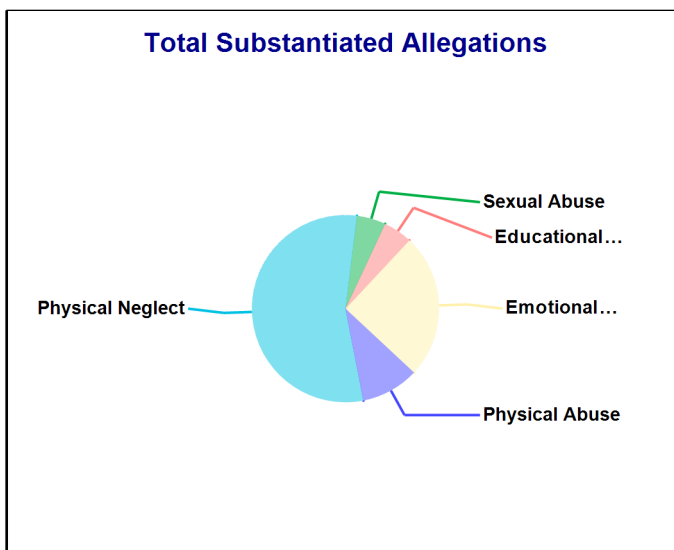
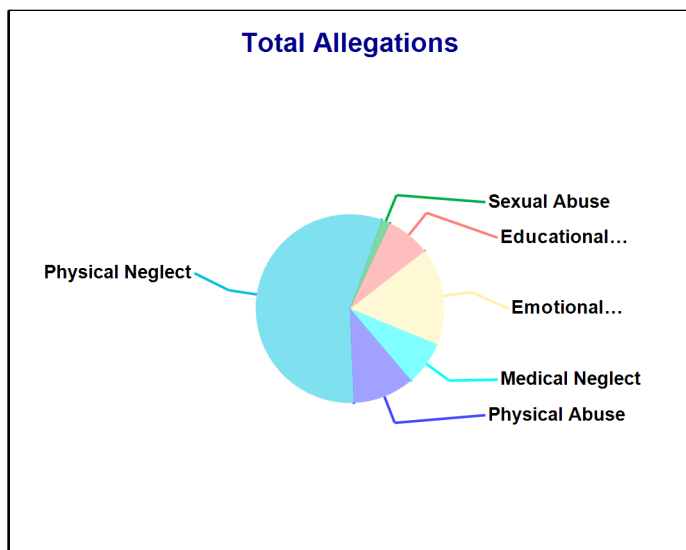
Accepted Reports: 35

Substantiated Reports: 5

Substantiation Rate: 40 - 50 %

Allegations	Total	Substantiated	Substantiation Rate
Emotional Neglect	11	<=10	40 - 50 %
High Risk Newborn	-	-	-
Medical Neglect	<=10	-	0 - 10 %
Physical Abuse	<=10	<=10	20 - 30 %
Educational Neglect	<=10	<=10	10 - 20 %
At Risk	-	-	-
Physical Neglect	37	11	30 %
Sexual Abuse	<=10	<=10	90 - 100 %
Emotional Abuse	-	-	-
Human_Trafficking	-	-	-
Moral Neglect	-	-	-
Total Allegations	66	20	30 %

Children Substantiated as Abuse/Neglect/Uncared for: 13



State of Connecticut
 Department of Children and Families
 Town Pages
 State Fiscal Year: 2018

Number of Accepted Reports and allegations to DCF
 Town: NEW HAVEN

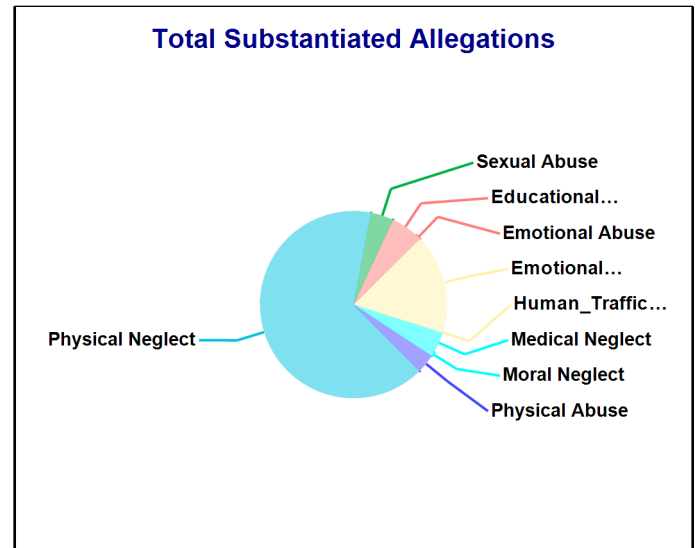
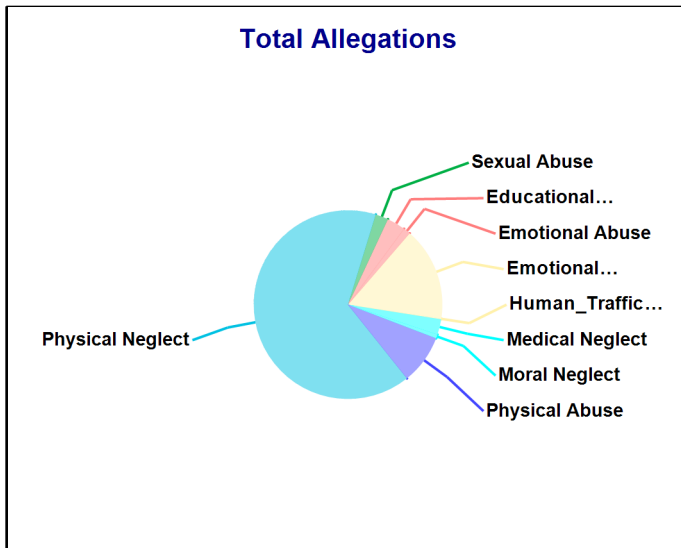
Accepted Reports: 2,166

Substantiated Reports: 243

Substantiation Rate: 29 %

Allegations	Total	Substantiated	Substantiation Rate
Emotional Neglect	830	243	29 %
High Risk Newborn	-	-	-
Medical Neglect	138	52	38 %
Physical Abuse	439	47	11 %
Educational Neglect	165	68	41 %
At Risk	-	-	-
Physical Neglect	3,397	926	27 %
Sexual Abuse	114	56	49 %
Emotional Abuse	63	12	19 %
Human_Trafficking	<=10	<=10	10 - 20 %
Moral Neglect	35	<=10	20 - 30 %
Total Allegations	5,188	1,415	27 %

Children Substantiated as Abuse/Neglect/Uncared for: 810



State of Connecticut
 Department of Children and Families
 Town Pages
 State Fiscal Year: 2018

Number of Accepted Reports and allegations to DCF
 Town: NEW LONDON

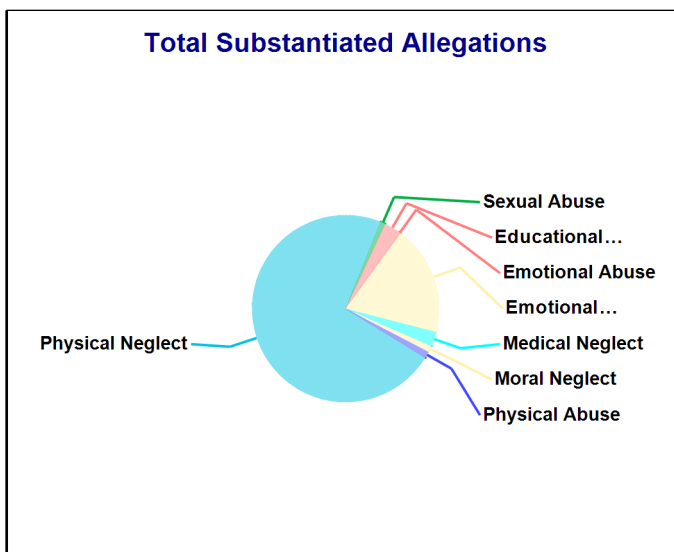
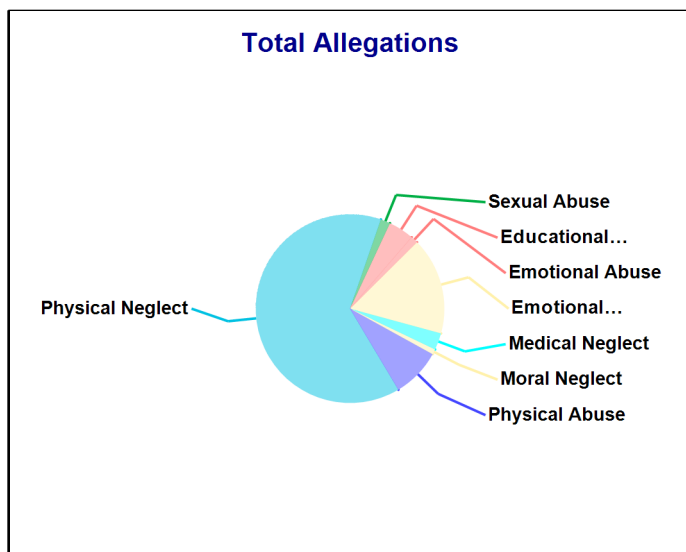
Accepted Reports: 448

Substantiated Reports: 68

Substantiation Rate: 34 %

Allegations	Total	Substantiated	Substantiation Rate
Emotional Neglect	202	68	34 %
High Risk Newborn	-	-	-
Medical Neglect	35	<=10	20 - 30 %
Physical Abuse	102	<=10	0 - 10 %
Educational Neglect	53	<=10	10 - 20 %
At Risk	-	-	-
Physical Neglect	774	259	33 %
Sexual Abuse	20	<=10	10 - 20 %
Emotional Abuse	15	<=10	0 - 10 %
Human_Trafficking	-	-	-
Moral Neglect	11	<=10	30 - 40 %
Total Allegations	1,212	358	30 %

Children Substantiated as Abuse/Neglect/Uncared for: 136



State of Connecticut
 Department of Children and Families
 Town Pages
 State Fiscal Year: 2018

Number of Accepted Reports and allegations to DCF
 Town: NEW MILFORD

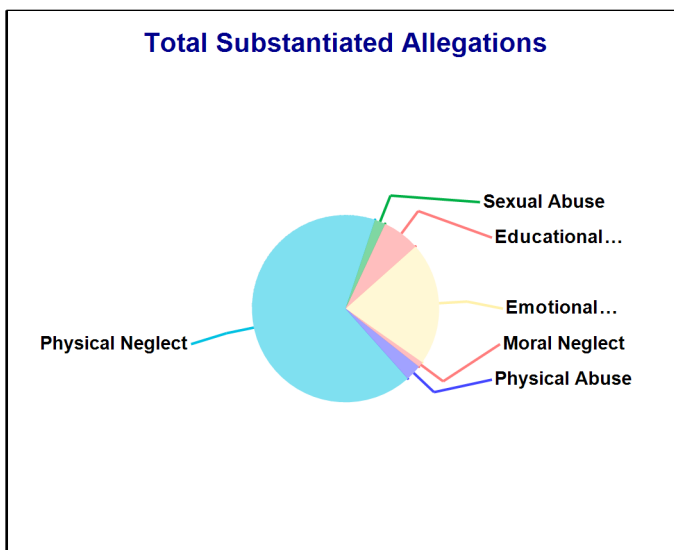
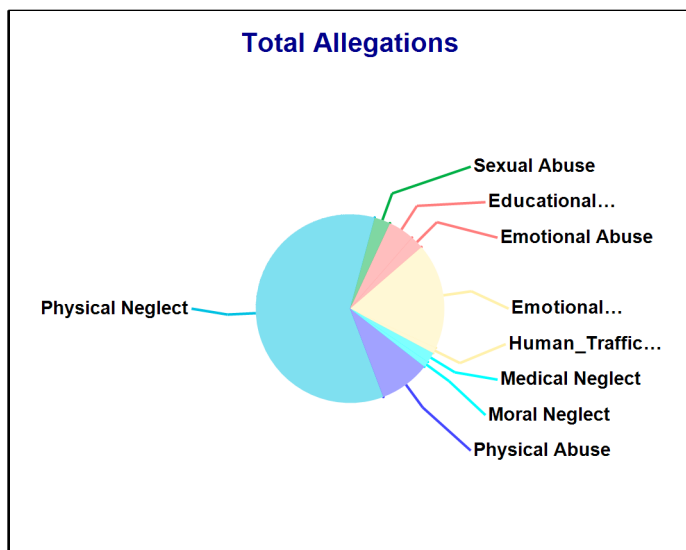
Accepted Reports: 178

Substantiated Reports: 23

Substantiation Rate: 32 %

Allegations	Total	Substantiated	Substantiation Rate
Emotional Neglect	73	23	32 %
High Risk Newborn	-	-	-
Medical Neglect	<=10	-	0 - 10 %
Physical Abuse	35	<=10	0 - 10 %
Educational Neglect	18	<=10	30 - 40 %
At Risk	-	-	-
Physical Neglect	241	72	30 %
Sexual Abuse	11	<=10	10 - 20 %
Emotional Abuse	<=10	-	0 - 10 %
Human_Trafficking	<=10	-	0 - 10 %
Moral Neglect	<=10	<=10	20 - 30 %
Total Allegations	402	108	27 %

Children Substantiated as Abuse/Neglect/Uncared for: 56



State of Connecticut
 Department of Children and Families
 Town Pages
 State Fiscal Year: 2018

Number of Accepted Reports and allegations to DCF
 Town: NEWINGTON

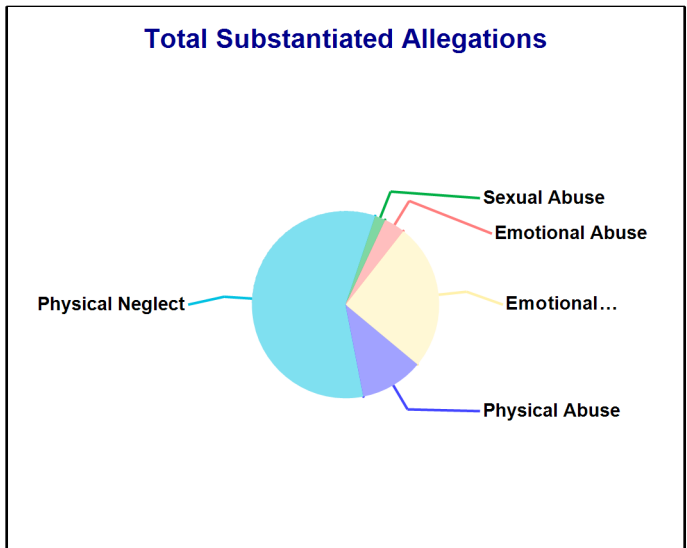
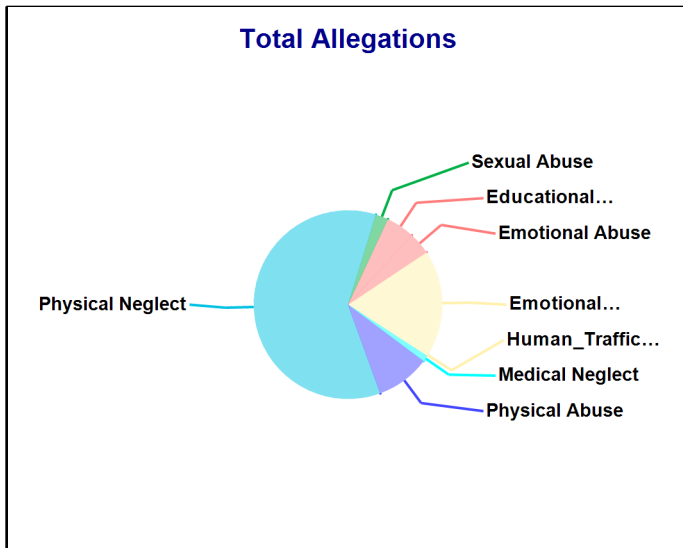
Accepted Reports: 174

Substantiated Reports: 14

Substantiation Rate: 21 %

Allegations	Total	Substantiated	Substantiation Rate
Emotional Neglect	67	14	21 %
High Risk Newborn	-	-	-
Medical Neglect	<=10	-	0 - 10 %
Physical Abuse	34	<=10	10 - 20 %
Educational Neglect	18	-	-
At Risk	-	-	-
Physical Neglect	222	32	14 %
Sexual Abuse	<=10	<=10	10 - 20 %
Emotional Abuse	14	<=10	10 - 20 %
Human_Trafficking	<=10	-	0 - 10 %
Moral Neglect	-	-	-
Total Allegations	368	55	15 %

Children Substantiated as Abuse/Neglect/Uncared for: 37



State of Connecticut
 Department of Children and Families
 Town Pages
 State Fiscal Year: 2018

Number of Accepted Reports and allegations to DCF
 Town: NEWTOWN

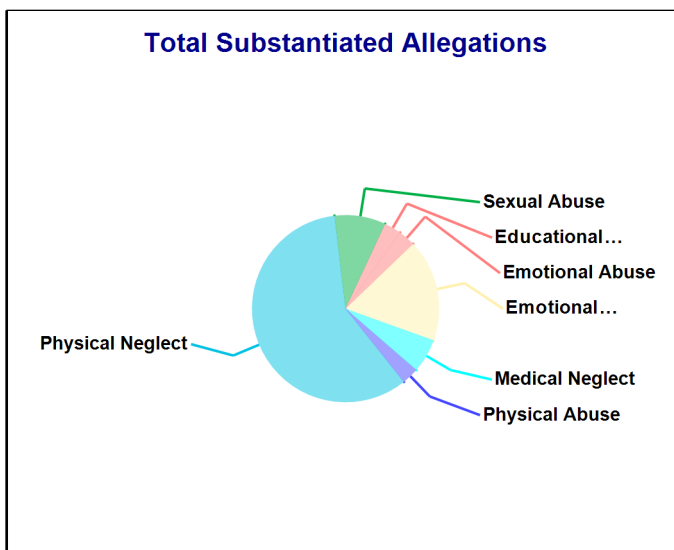
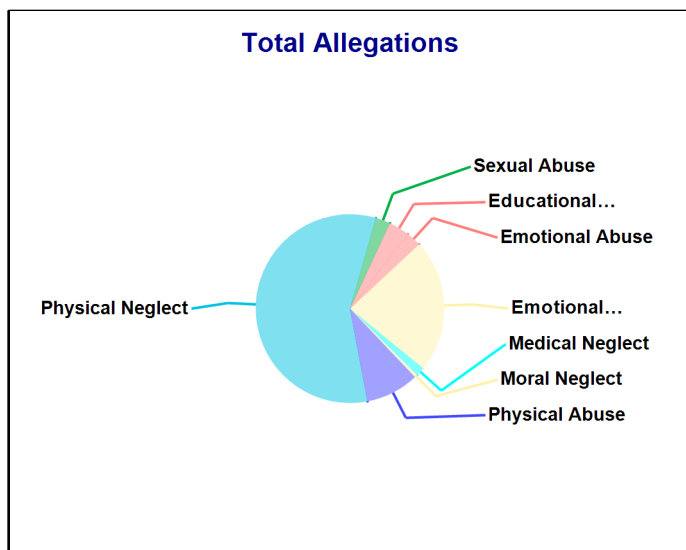
Accepted Reports: 78

Substantiated Reports: 6

Substantiation Rate: 10 - 20 %

Allegations	Total	Substantiated	Substantiation Rate
Emotional Neglect	45	<=10	10 - 20 %
High Risk Newborn	-	-	-
Medical Neglect	<=10	<=10	60 - 70 %
Physical Abuse	18	<=10	0 - 10 %
Educational Neglect	<=10	<=10	10 - 20 %
At Risk	-	-	-
Physical Neglect	113	20	18 %
Sexual Abuse	<=10	<=10	50 - 60 %
Emotional Abuse	<=10	<=10	10 - 20 %
Human_Trafficking	-	-	-
Moral Neglect	<=10	-	0 - 10 %
Total Allegations	197	34	17 %

Children Substantiated as Abuse/Neglect/Uncared for: 19



State of Connecticut
 Department of Children and Families
 Town Pages
 State Fiscal Year: 2018

Number of Accepted Reports and allegations to DCF
 Town: NORTH BRANFORD

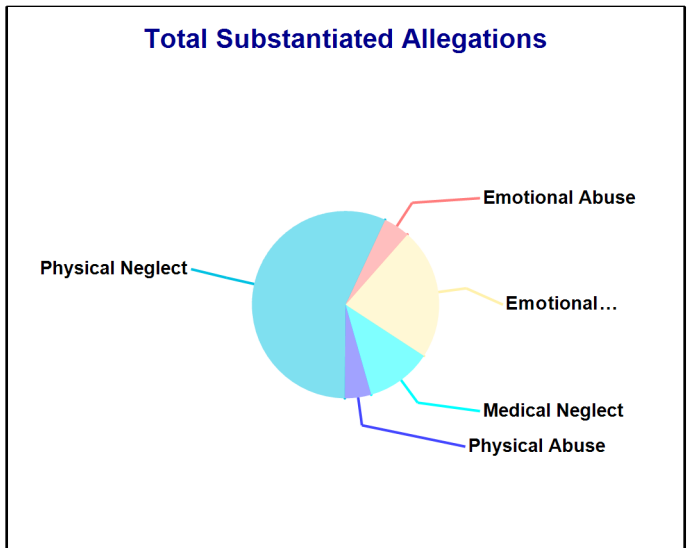
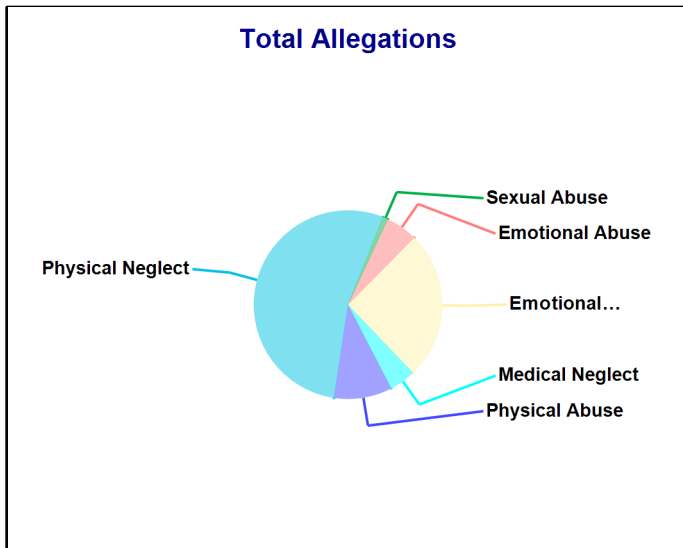
Accepted Reports: 44

Substantiated Reports: 10

Substantiation Rate: 30 - 40 %

Allegations	Total	Substantiated	Substantiation Rate
Emotional Neglect	28	<=10	30 - 40 %
High Risk Newborn	-	-	-
Medical Neglect	<=10	<=10	90 - 100 %
Physical Abuse	11	<=10	10 - 20 %
Educational Neglect	-	-	-
At Risk	-	-	-
Physical Neglect	59	25	42 %
Sexual Abuse	<=10	-	0 - 10 %
Emotional Abuse	<=10	<=10	30 - 40 %
Human_Trafficking	-	-	-
Moral Neglect	-	-	-
Total Allegations	110	44	40 %

Children Substantiated as Abuse/Neglect/Uncared for: 21



State of Connecticut
 Department of Children and Families
 Town Pages
 State Fiscal Year: 2018

Number of Accepted Reports and allegations to DCF
 Town: NORTH HAVEN

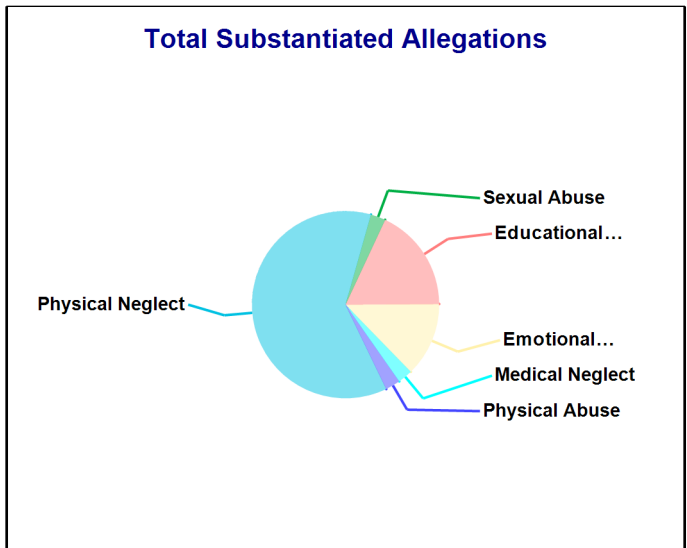
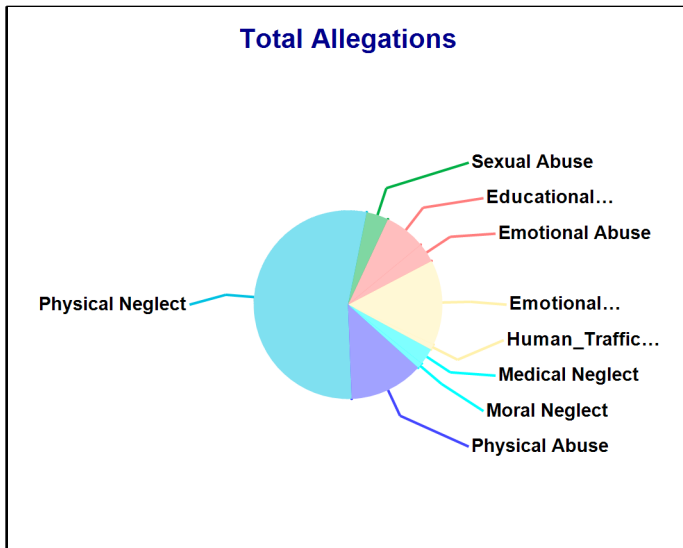
Accepted Reports: 88

Substantiated Reports: 5

Substantiation Rate: 10 - 20 %

Allegations	Total	Substantiated	Substantiation Rate
Emotional Neglect	31	<=10	10 - 20 %
High Risk Newborn	-	-	-
Medical Neglect	<=10	<=10	10 - 20 %
Physical Abuse	27	<=10	0 - 10 %
Educational Neglect	15	<=10	40 - 50 %
At Risk	-	-	-
Physical Neglect	114	24	21 %
Sexual Abuse	<=10	<=10	10 - 20 %
Emotional Abuse	<=10	-	0 - 10 %
Human_Trafficking	<=10	-	0 - 10 %
Moral Neglect	<=10	-	0 - 10 %
Total Allegations	212	39	18 %

Children Substantiated as Abuse/Neglect/Uncared for: 25



State of Connecticut
 Department of Children and Families
 Town Pages
 State Fiscal Year: 2018

Number of Accepted Reports and allegations to DCF
 Town: NORWALK

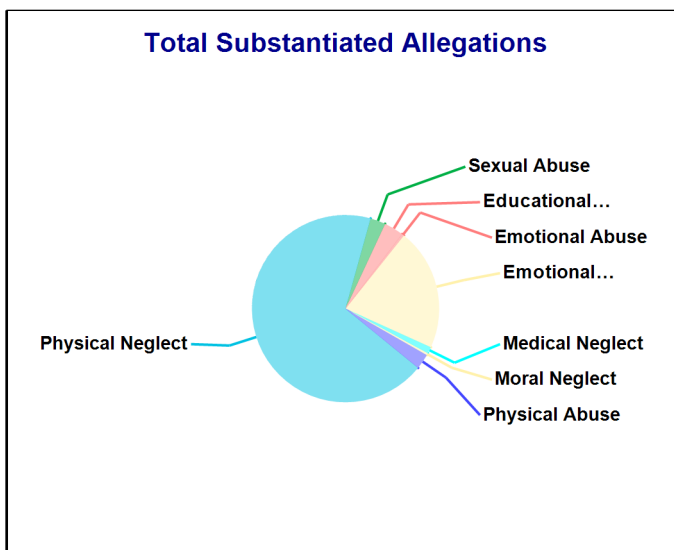
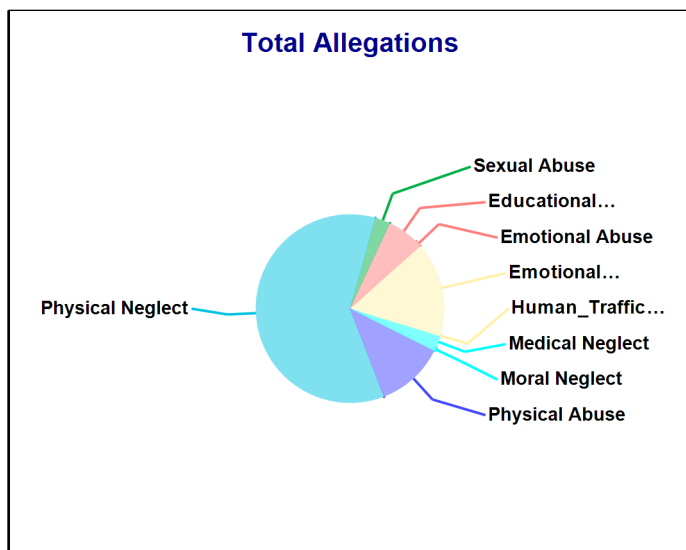
Accepted Reports: 656

Substantiated Reports: 56

Substantiation Rate: 26 %

Allegations	Total	Substantiated	Substantiation Rate
Emotional Neglect	216	56	26 %
High Risk Newborn	-	-	-
Medical Neglect	27	<=10	10 - 20 %
Physical Abuse	158	<=10	0 - 10 %
Educational Neglect	73	<=10	10 - 20 %
At Risk	-	-	-
Physical Neglect	809	182	22 %
Sexual Abuse	35	<=10	10 - 20 %
Emotional Abuse	14	<=10	0 - 10 %
Human_Trafficking	<=10	-	0 - 10 %
Moral Neglect	<=10	<=10	10 - 20 %
Total Allegations	1,344	266	20 %

Children Substantiated as Abuse/Neglect/Uncared for: 180



State of Connecticut
 Department of Children and Families
 Town Pages
 State Fiscal Year: 2018

Number of Accepted Reports and allegations to DCF
 Town: NORWICH

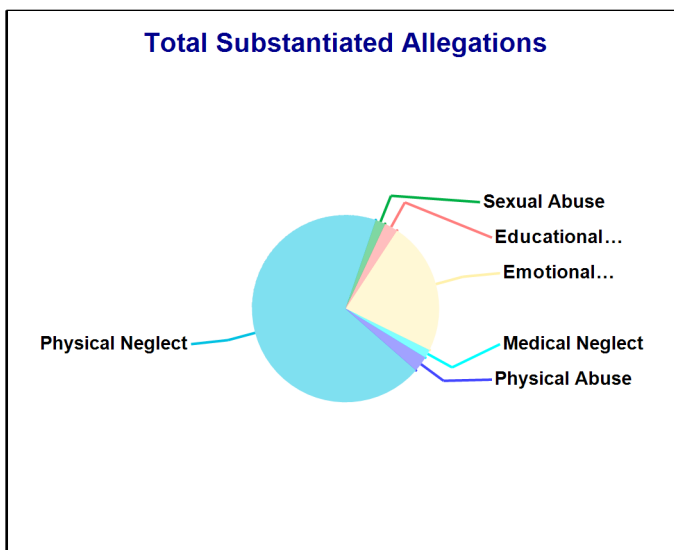
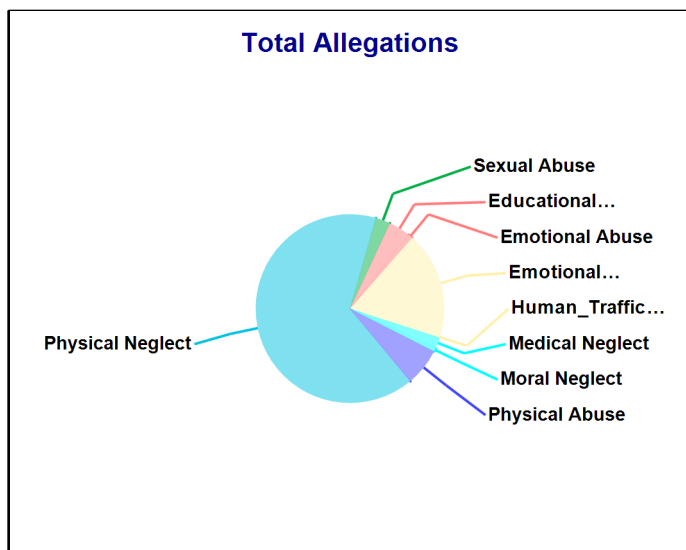
Accepted Reports: 721

Substantiated Reports: 188

Substantiation Rate: 44 %

Allegations	Total	Substantiated	Substantiation Rate
Emotional Neglect	431	188	44 %
High Risk Newborn	-	-	-
Medical Neglect	46	12	26 %
Physical Abuse	152	22	14 %
Educational Neglect	87	19	22 %
At Risk	-	-	-
Physical Neglect	1,531	562	37 %
Sexual Abuse	59	14	24 %
Emotional Abuse	18	-	-
Human_Trafficking	<=10	-	0 - 10 %
Moral Neglect	13	-	-
Total Allegations	2,339	817	35 %

Children Substantiated as Abuse/Neglect/Uncared for: 226



State of Connecticut
 Department of Children and Families
 Town Pages
 State Fiscal Year: 2018

Number of Accepted Reports and allegations to DCF
 Town: OTHER

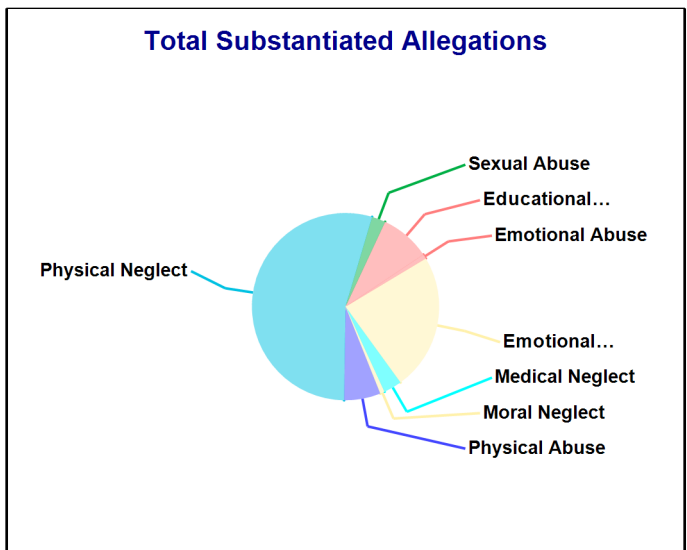
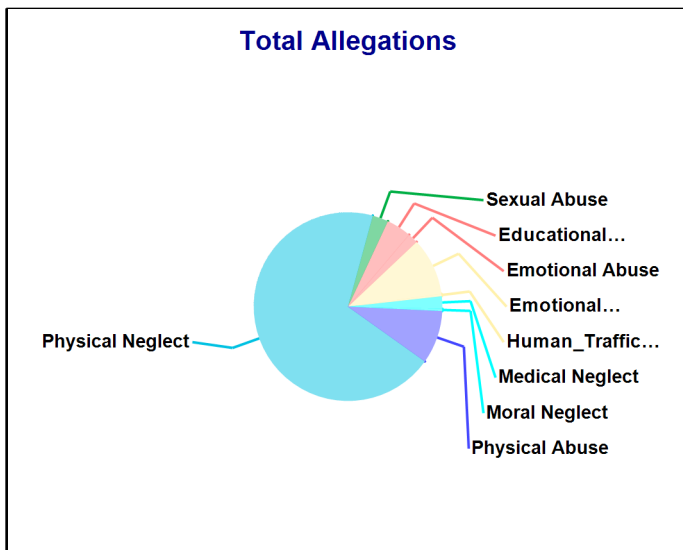
Accepted Reports: 248

Substantiated Reports: 30

Substantiation Rate: 59 %

Allegations	Total	Substantiated	Substantiation Rate
Emotional Neglect	51	30	59 %
High Risk Newborn	-	-	-
Medical Neglect	11	<=10	30 - 40 %
Physical Abuse	47	<=10	10 - 20 %
Educational Neglect	22	11	50 %
At Risk	-	-	-
Physical Neglect	358	69	19 %
Sexual Abuse	14	<=10	20 - 30 %
Emotional Abuse	<=10	<=10	10 - 20 %
Human_Trafficking	<=10	-	0 - 10 %
Moral Neglect	<=10	<=10	40 - 50 %
Total Allegations	516	127	25 %

Children Substantiated as Abuse/Neglect/Uncared for: 61



State of Connecticut
 Department of Children and Families
 Town Pages
 State Fiscal Year: 2018

Number of Accepted Reports and allegations to DCF
 Town: PLAINFIELD

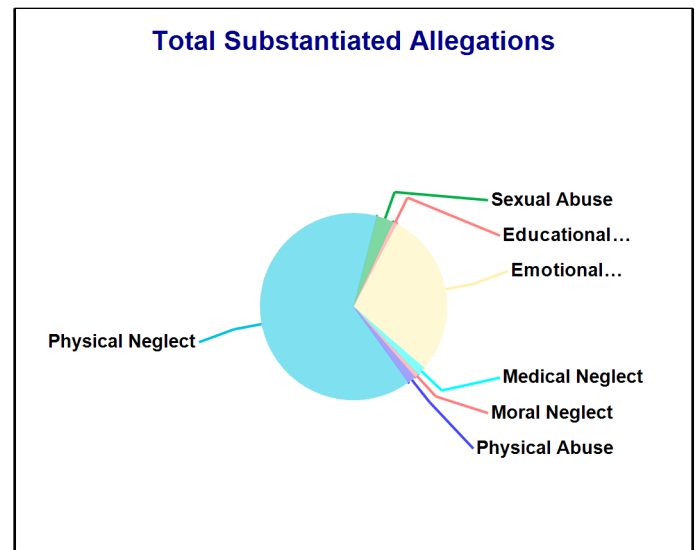
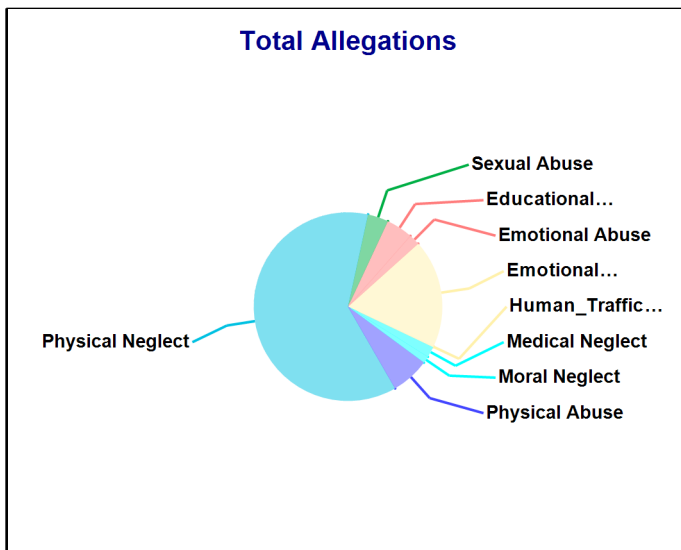
Accepted Reports: 216

Substantiated Reports: 39

Substantiation Rate: 35 %

Allegations	Total	Substantiated	Substantiation Rate
Emotional Neglect	110	39	35 %
High Risk Newborn	-	-	-
Medical Neglect	11	<=10	10 - 20 %
Physical Abuse	39	<=10	0 - 10 %
Educational Neglect	27	<=10	0 - 10 %
At Risk	-	-	-
Physical Neglect	366	87	24 %
Sexual Abuse	21	<=10	10 - 20 %
Emotional Abuse	11	-	-
Human_Trafficking	<=10	-	0 - 10 %
Moral Neglect	<=10	<=10	10 - 20 %
Total Allegations	593	136	23 %

Children Substantiated as Abuse/Neglect/Uncared for: 58



State of Connecticut
 Department of Children and Families
 Town Pages
 State Fiscal Year: 2018

Number of Accepted Reports and allegations to DCF
 Town: PLAINVILLE

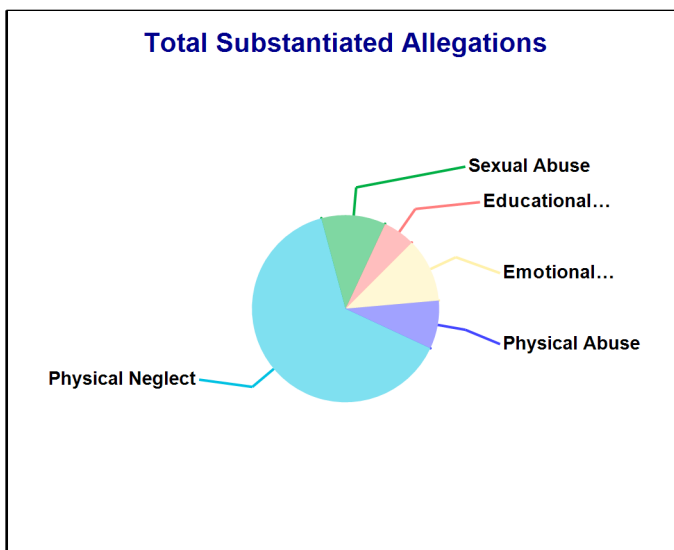
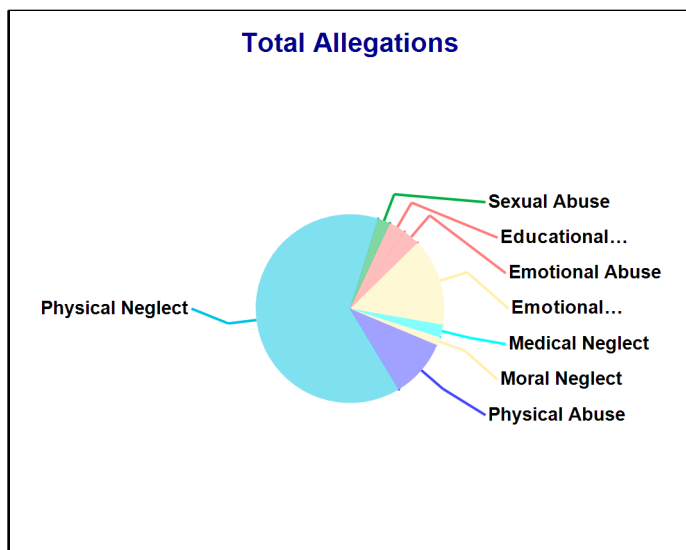
Accepted Reports: 131

Substantiated Reports: 4

Substantiation Rate: 0 - 10 %

Allegations	Total	Substantiated	Substantiation Rate
Emotional Neglect	42	<=10	0 - 10 %
High Risk Newborn	-	-	-
Medical Neglect	<=10	-	0 - 10 %
Physical Abuse	28	<=10	10 - 20 %
Educational Neglect	<=10	<=10	20 - 30 %
At Risk	-	-	-
Physical Neglect	177	23	13 %
Sexual Abuse	<=10	<=10	60 - 70 %
Emotional Abuse	<=10	-	0 - 10 %
Human_Trafficking	-	-	-
Moral Neglect	<=10	-	0 - 10 %
Total Allegations	279	36	13 %

Children Substantiated as Abuse/Neglect/Uncared for: 22



State of Connecticut
 Department of Children and Families
 Town Pages
 State Fiscal Year: 2018

Number of Accepted Reports and allegations to DCF
 Town: PLYMOUTH

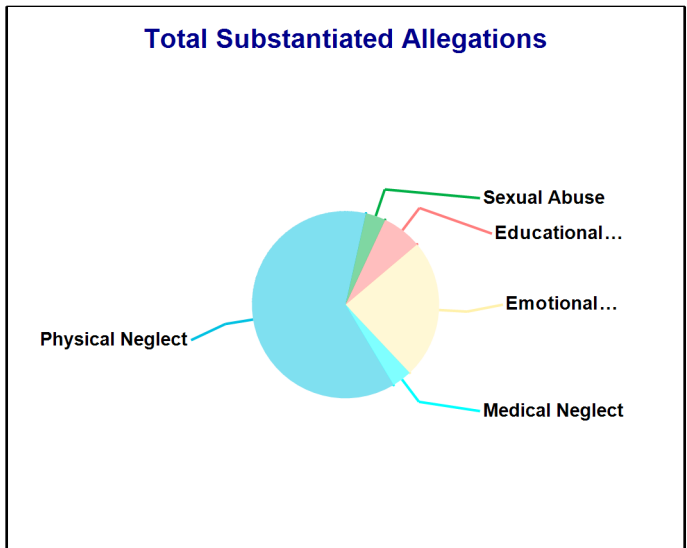
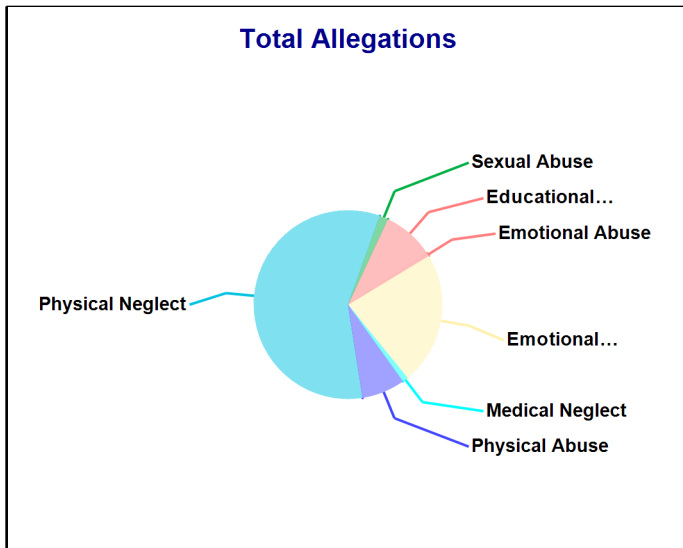
Accepted Reports: 85

Substantiated Reports: 7

Substantiation Rate: 10 - 20 %

Allegations	Total	Substantiated	Substantiation Rate
Emotional Neglect	46	<=10	10 - 20 %
High Risk Newborn	-	-	-
Medical Neglect	<=10	<=10	40 - 50 %
Physical Abuse	15	-	-
Educational Neglect	18	<=10	10 - 20 %
At Risk	-	-	-
Physical Neglect	117	18	15 %
Sexual Abuse	<=10	<=10	30 - 40 %
Emotional Abuse	<=10	-	0 - 10 %
Human_Trafficking	-	-	-
Moral Neglect	-	-	-
Total Allegations	202	29	14 %

Children Substantiated as Abuse/Neglect/Uncared for: 19



State of Connecticut
 Department of Children and Families
 Town Pages
 State Fiscal Year: 2018

Number of Accepted Reports and allegations to DCF
 Town: POMFRET

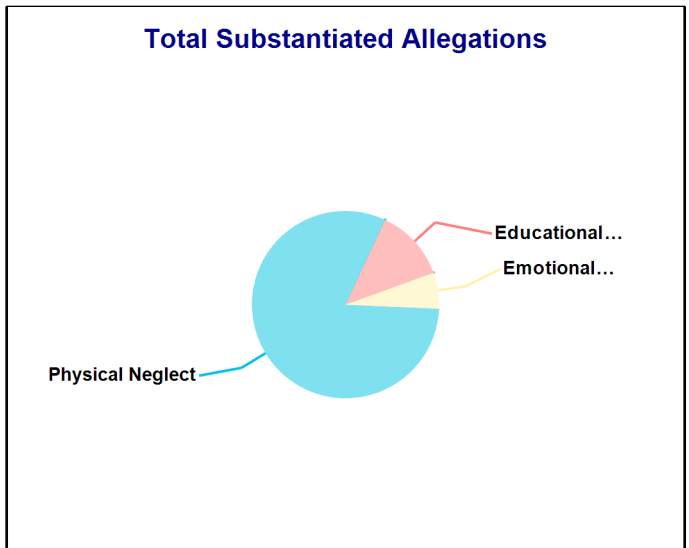
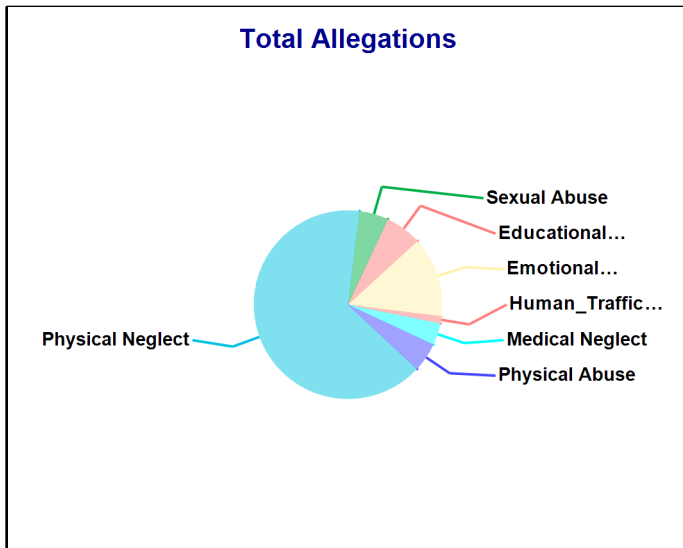
Accepted Reports: 38

Substantiated Reports: 1

Substantiation Rate: 0 - 10 %

Allegations	Total	Substantiated	Substantiation Rate
Emotional Neglect	11	<=10	0 - 10 %
High Risk Newborn	-	-	-
Medical Neglect	<=10	-	0 - 10 %
Physical Abuse	<=10	-	0 - 10 %
Educational Neglect	<=10	<=10	30 - 40 %
At Risk	-	-	-
Physical Neglect	52	13	25 %
Sexual Abuse	<=10	-	0 - 10 %
Emotional Abuse	-	-	-
Human_Trafficking	<=10	-	0 - 10 %
Moral Neglect	-	-	-
Total Allegations	80	16	20 %

Children Substantiated as Abuse/Neglect/Uncared for: 11



State of Connecticut
 Department of Children and Families
 Town Pages
 State Fiscal Year: 2018

Number of Accepted Reports and allegations to DCF
 Town: PORTLAND

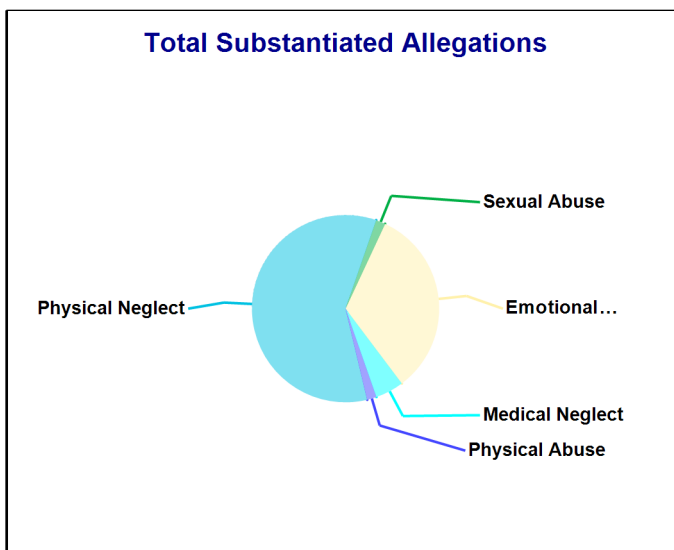
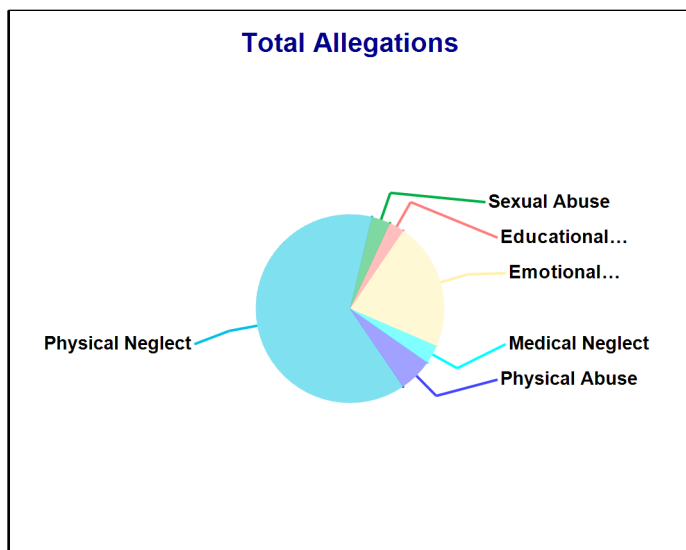
Accepted Reports: 50

Substantiated Reports: 20

Substantiation Rate: 59 %

Allegations	Total	Substantiated	Substantiation Rate
Emotional Neglect	34	20	59 %
High Risk Newborn	-	-	-
Medical Neglect	<=10	<=10	50 - 60 %
Physical Abuse	<=10	<=10	10 - 20 %
Educational Neglect	<=10	-	0 - 10 %
At Risk	-	-	-
Physical Neglect	98	36	37 %
Sexual Abuse	<=10	<=10	10 - 20 %
Emotional Abuse	-	-	-
Human_Trafficking	-	-	-
Moral Neglect	-	-	-
Total Allegations	155	61	39 %

Children Substantiated as Abuse/Neglect/Uncared for: 20



State of Connecticut
 Department of Children and Families
 Town Pages
 State Fiscal Year: 2018

Number of Accepted Reports and allegations to DCF
 Town: PUTNAM

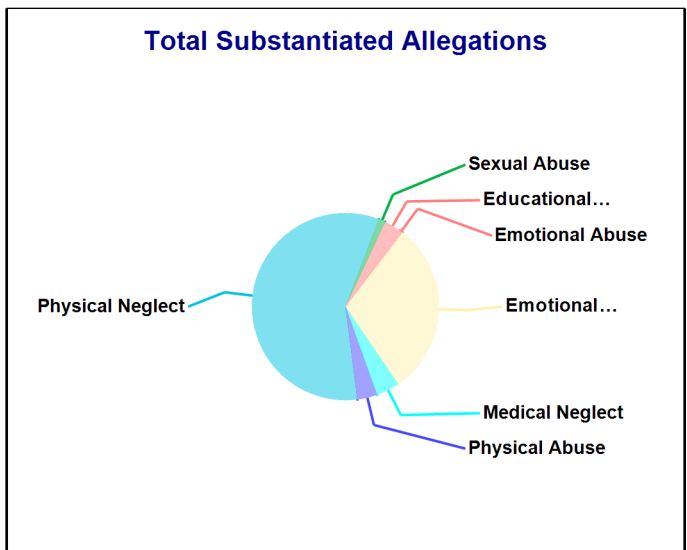
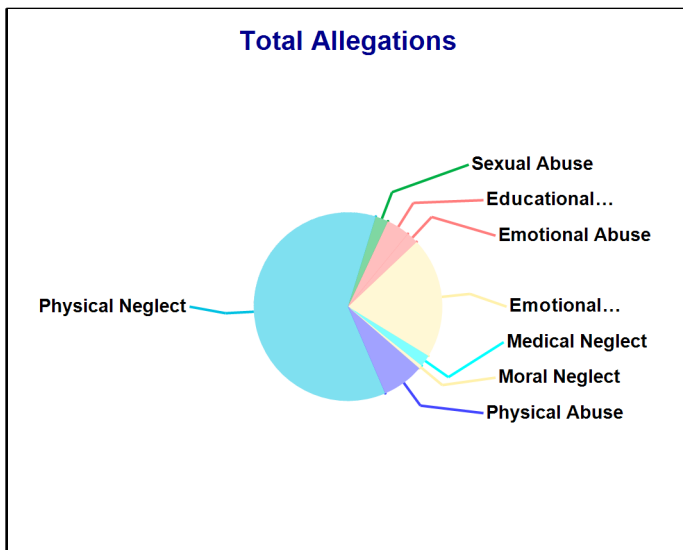
Accepted Reports: 192

Substantiated Reports: 52

Substantiation Rate: 50 %

Allegations	Total	Substantiated	Substantiation Rate
Emotional Neglect	104	52	50 %
High Risk Newborn	-	-	-
Medical Neglect	<=10	<=10	60 - 70 %
Physical Abuse	36	<=10	10 - 20 %
Educational Neglect	20	<=10	20 - 30 %
At Risk	-	-	-
Physical Neglect	306	100	33 %
Sexual Abuse	11	<=10	10 - 20 %
Emotional Abuse	<=10	<=10	0 - 10 %
Human_Trafficking	-	-	-
Moral Neglect	<=10	-	0 - 10 %
Total Allegations	500	173	35 %

Children Substantiated as Abuse/Neglect/Uncared for: 78



State of Connecticut
 Department of Children and Families
 Town Pages
 State Fiscal Year: 2018

Number of Accepted Reports and allegations to DCF
 Town: RIDGEFIELD

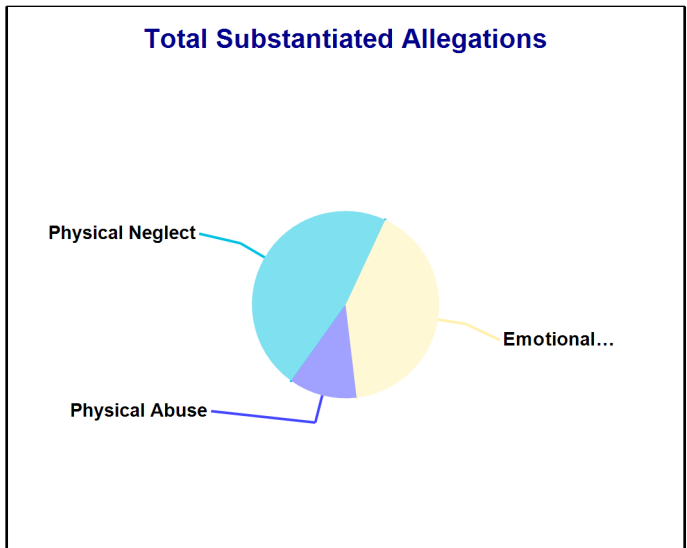
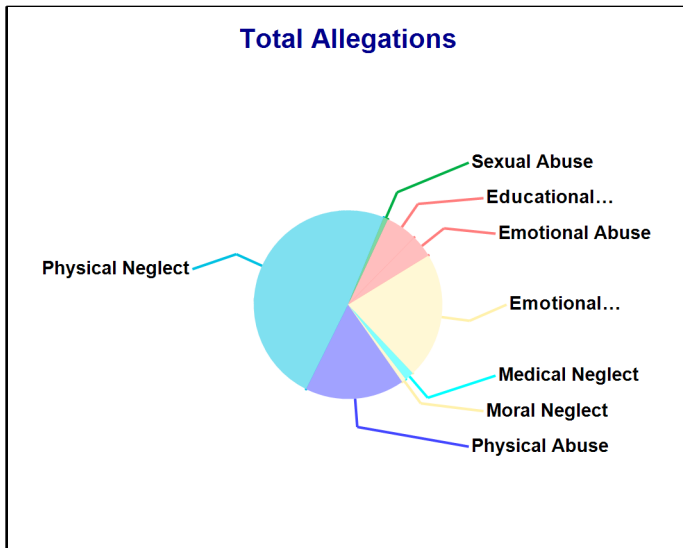
Accepted Reports: 58

Substantiated Reports: 7

Substantiation Rate: 20 - 30 %

Allegations	Total	Substantiated	Substantiation Rate
Emotional Neglect	28	<=10	20 - 30 %
High Risk Newborn	-	-	-
Medical Neglect	<=10	-	0 - 10 %
Physical Abuse	22	<=10	0 - 10 %
Educational Neglect	<=10	-	0 - 10 %
At Risk	-	-	-
Physical Neglect	63	<=10	10 - 20 %
Sexual Abuse	<=10	-	0 - 10 %
Emotional Abuse	<=10	-	0 - 10 %
Human_Trafficking	-	-	-
Moral Neglect	<=10	-	0 - 10 %
Total Allegations	129	17	13 %

Children Substantiated as Abuse/Neglect/Uncared for: 12



State of Connecticut
 Department of Children and Families
 Town Pages
 State Fiscal Year: 2018

Number of Accepted Reports and allegations to DCF
 Town: ROCKY HILL

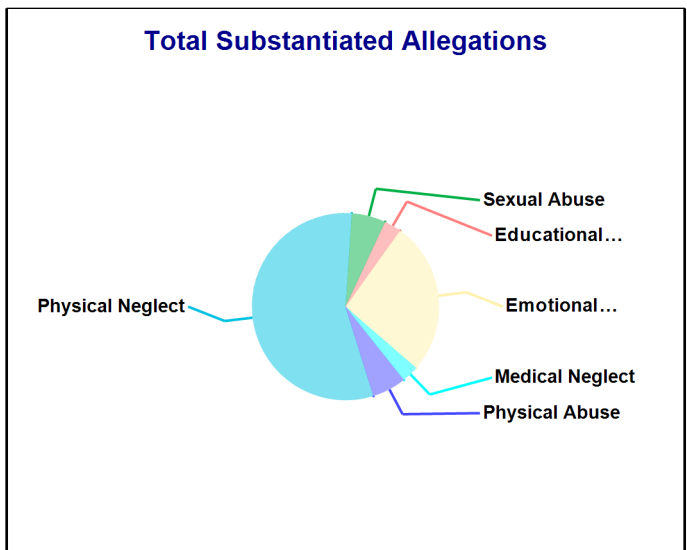
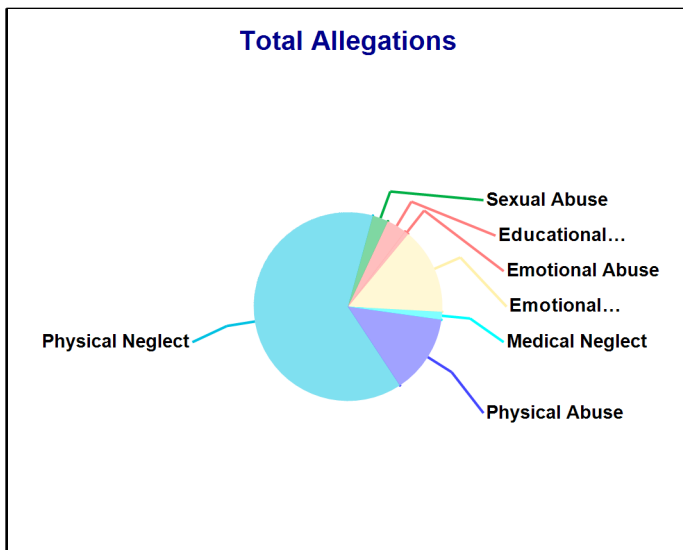
Accepted Reports: 68

Substantiated Reports: 9

Substantiation Rate: 40 - 50 %

Allegations	Total	Substantiated	Substantiation Rate
Emotional Neglect	22	<=10	40 - 50 %
High Risk Newborn	-	-	-
Medical Neglect	<=10	<=10	40 - 50 %
Physical Abuse	20	<=10	0 - 10 %
Educational Neglect	<=10	<=10	10 - 20 %
At Risk	-	-	-
Physical Neglect	94	19	20 %
Sexual Abuse	<=10	<=10	40 - 50 %
Emotional Abuse	<=10	-	0 - 10 %
Human_Trafficking	-	-	-
Moral Neglect	-	-	-
Total Allegations	148	34	23 %

Children Substantiated as Abuse/Neglect/Uncared for: 19



State of Connecticut
 Department of Children and Families
 Town Pages
 State Fiscal Year: 2018

Number of Accepted Reports and allegations to DCF
 Town: SEYMOUR

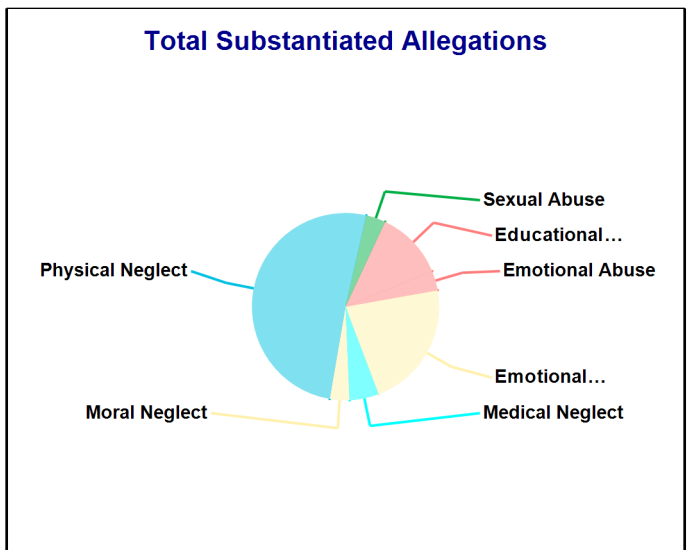
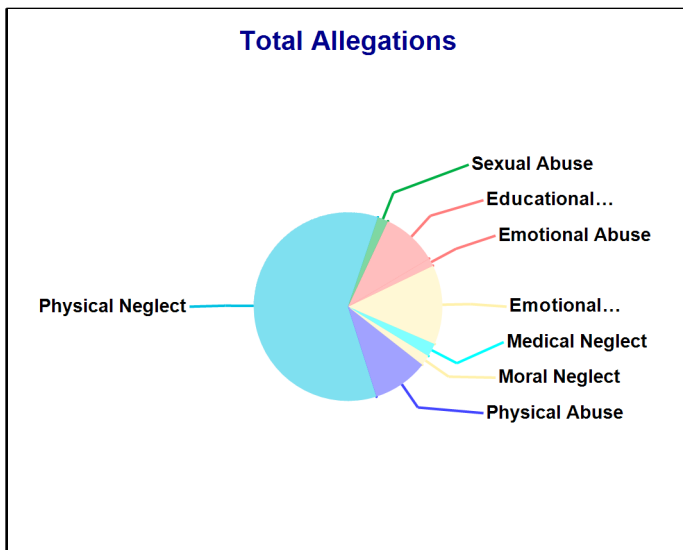
Accepted Reports: 100

Substantiated Reports: 13

Substantiation Rate: 43 %

Allegations	Total	Substantiated	Substantiation Rate
Emotional Neglect	30	13	43 %
High Risk Newborn	-	-	-
Medical Neglect	<=10	<=10	50 - 60 %
Physical Abuse	21	-	-
Educational Neglect	21	<=10	30 - 40 %
At Risk	-	-	-
Physical Neglect	132	30	23 %
Sexual Abuse	<=10	<=10	40 - 50 %
Emotional Abuse	<=10	<=10	60 - 70 %
Human_Trafficking	-	-	-
Moral Neglect	<=10	<=10	40 - 50 %
Total Allegations	220	59	27 %

Children Substantiated as Abuse/Neglect/Uncared for: 29



State of Connecticut
 Department of Children and Families
 Town Pages
 State Fiscal Year: 2018

Number of Accepted Reports and allegations to DCF
 Town: SHELTON

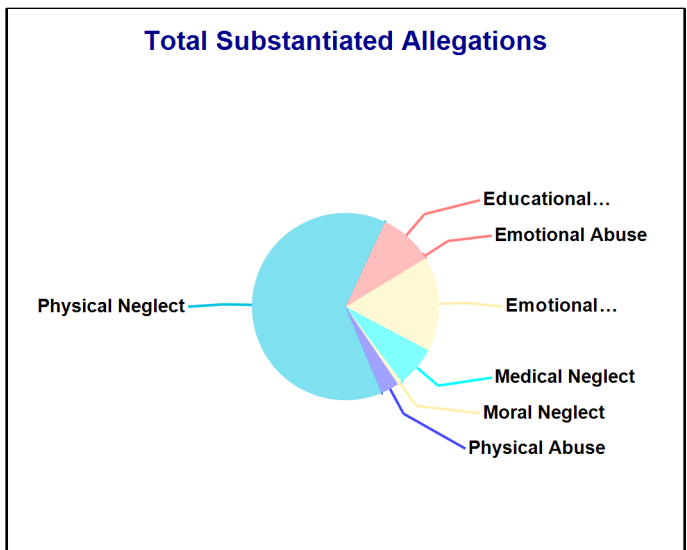
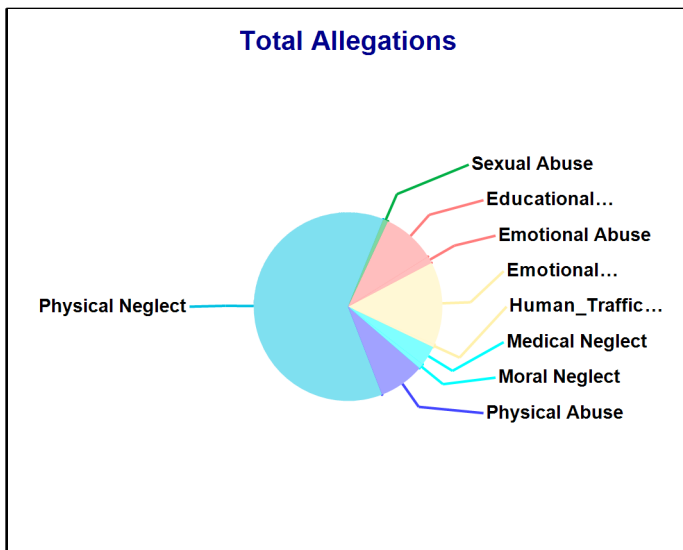
Accepted Reports: 250

Substantiated Reports: 21

Substantiation Rate: 25 %

Allegations	Total	Substantiated	Substantiation Rate
Emotional Neglect	84	21	25 %
High Risk Newborn	-	-	-
Medical Neglect	20	<=10	40 - 50 %
Physical Abuse	46	<=10	0 - 10 %
Educational Neglect	54	11	20 %
At Risk	-	-	-
Physical Neglect	365	81	22 %
Sexual Abuse	<=10	-	0 - 10 %
Emotional Abuse	<=10	<=10	10 - 20 %
Human_Trafficking	<=10	-	0 - 10 %
Moral Neglect	<=10	<=10	10 - 20 %
Total Allegations	589	128	22 %

Children Substantiated as Abuse/Neglect/Uncared for: 77



State of Connecticut
 Department of Children and Families
 Town Pages
 State Fiscal Year: 2018

Number of Accepted Reports and allegations to DCF
 Town: SIMSBURY

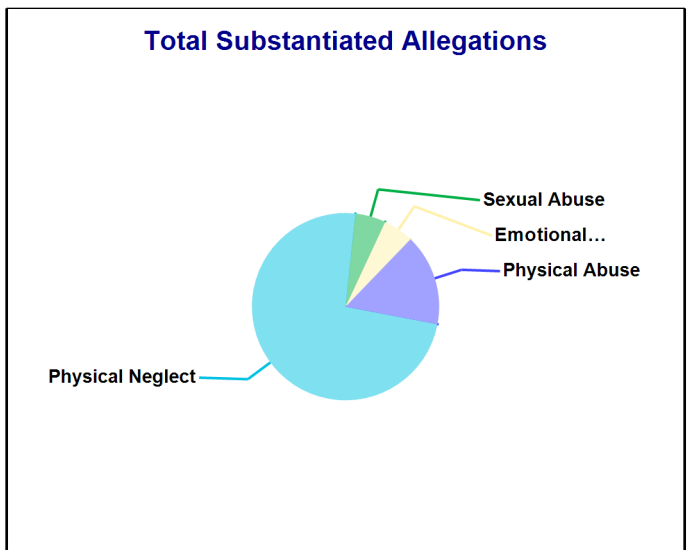
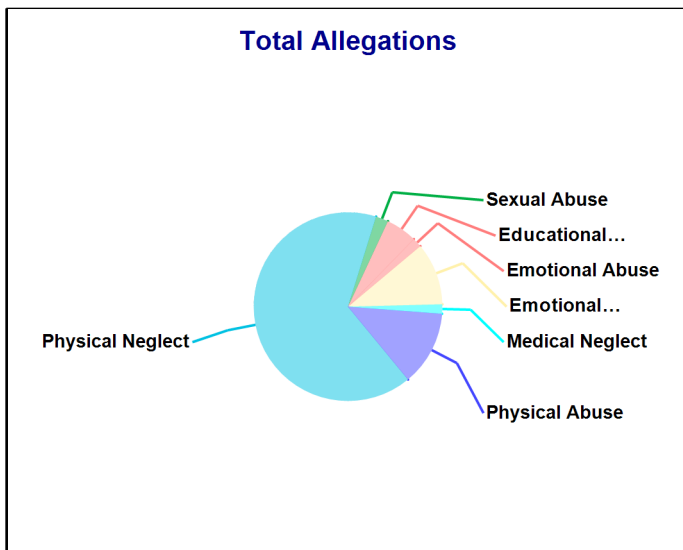
Accepted Reports: 79

Substantiated Reports: 1

Substantiation Rate: 0 - 10 %

Allegations	Total	Substantiated	Substantiation Rate
Emotional Neglect	20	<=10	0 - 10 %
High Risk Newborn	-	-	-
Medical Neglect	<=10	-	0 - 10 %
Physical Abuse	24	<=10	10 - 20 %
Educational Neglect	<=10	-	0 - 10 %
At Risk	-	-	-
Physical Neglect	123	14	11 %
Sexual Abuse	<=10	<=10	20 - 30 %
Emotional Abuse	<=10	-	0 - 10 %
Human_Trafficking	-	-	-
Moral Neglect	-	-	-
Total Allegations	187	19	10 %

Children Substantiated as Abuse/Neglect/Uncared for: 13



State of Connecticut
 Department of Children and Families
 Town Pages
 State Fiscal Year: 2018

Number of Accepted Reports and allegations to DCF
 Town: SOUTH WINDSOR

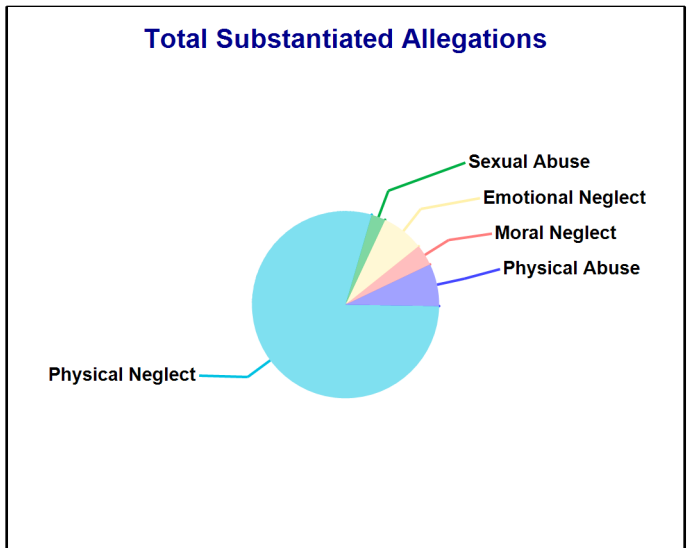
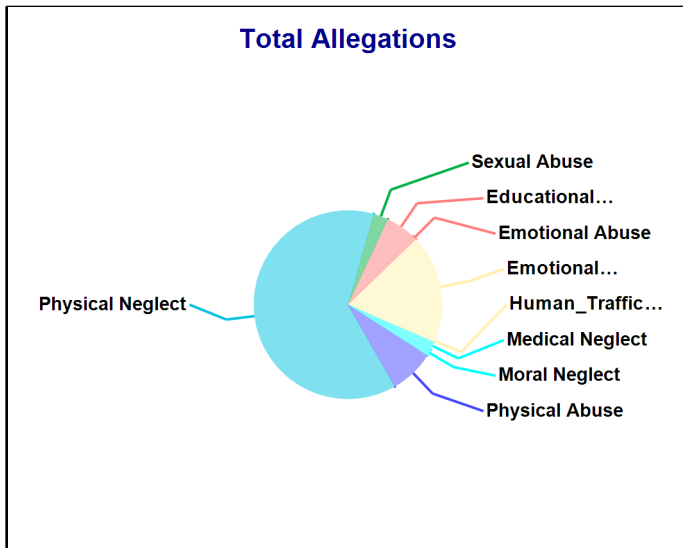
Accepted Reports: 84

Substantiated Reports: 6

Substantiation Rate: 10 - 20 %

Allegations	Total	Substantiated	Substantiation Rate
Emotional Neglect	50	<=10	10 - 20 %
High Risk Newborn	-	-	-
Medical Neglect	<=10	-	0 - 10 %
Physical Abuse	21	<=10	20 - 30 %
Educational Neglect	14	-	-
At Risk	-	-	-
Physical Neglect	171	65	38 %
Sexual Abuse	<=10	<=10	20 - 30 %
Emotional Abuse	<=10	-	0 - 10 %
Human_Trafficking	<=10	-	0 - 10 %
Moral Neglect	<=10	<=10	90 - 100 %
Total Allegations	273	82	30 %

Children Substantiated as Abuse/Neglect/Uncared for: 29



State of Connecticut
 Department of Children and Families
 Town Pages
 State Fiscal Year: 2018

Number of Accepted Reports and allegations to DCF
 Town: SOUTHINGTON


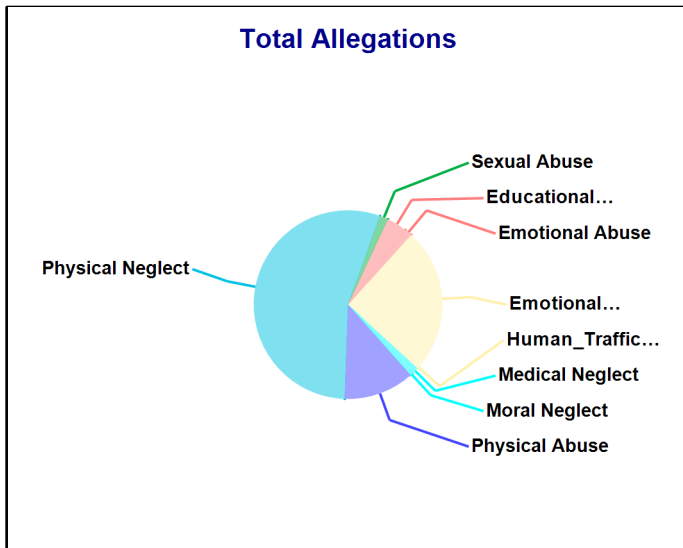
Accepted Reports: 235

Substantiated Reports: 15

Substantiation Rate: 13 %

Allegations	Total	Substantiated	Substantiation Rate
Emotional Neglect	120	15	13 %
High Risk Newborn	-	-	-
Medical Neglect	<=10	<=10	30 - 40 %
Physical Abuse	59	<=10	0 - 10 %
Educational Neglect	17	<=10	10 - 20 %
At Risk	-	-	-
Physical Neglect	267	44	16 %
Sexual Abuse	<=10	<=10	10 - 20 %
Emotional Abuse	<=10	-	0 - 10 %
Human_Trafficking	<=10	-	0 - 10 %
Moral Neglect	<=10	<=10	40 - 50 %
Total Allegations	486	67	14 %

Children Substantiated as Abuse/Neglect/Uncared for: 36



State of Connecticut
 Department of Children and Families
 Town Pages
 State Fiscal Year: 2018

Number of Accepted Reports and allegations to DCF
 Town: SPRAGUE


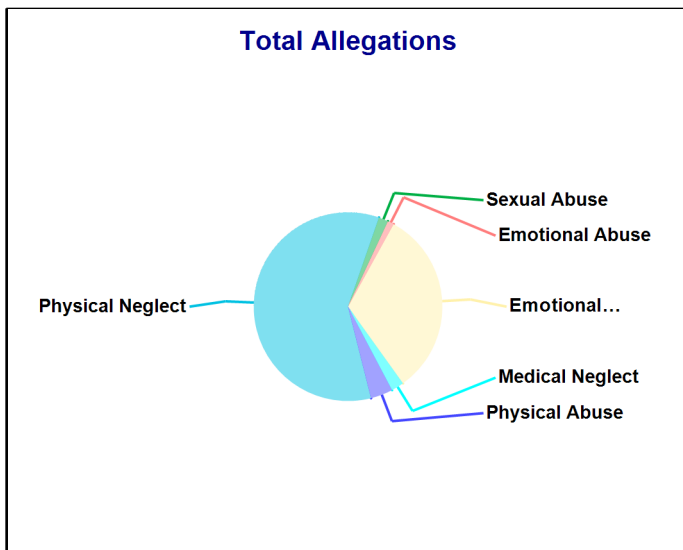
Accepted Reports: 42

Substantiated Reports: 42

Substantiation Rate: 71 %

Allegations	Total	Substantiated	Substantiation Rate
Emotional Neglect	59	42	71 %
High Risk Newborn	-	-	-
Medical Neglect	<=10	<=10	40 - 50 %
Physical Abuse	<=10	<=10	20 - 30 %
Educational Neglect	-	-	-
At Risk	-	-	-
Physical Neglect	109	50	46 %
Sexual Abuse	<=10	-	0 - 10 %
Emotional Abuse	<=10	<=10	40 - 50 %
Human_Trafficking	-	-	-
Moral Neglect	-	-	-
Total Allegations	184	97	53 %

Children Substantiated as Abuse/Neglect/Uncared for: 15



State of Connecticut
 Department of Children and Families
 Town Pages
 State Fiscal Year: 2018

Number of Accepted Reports and allegations to DCF
 Town: STAFFORD

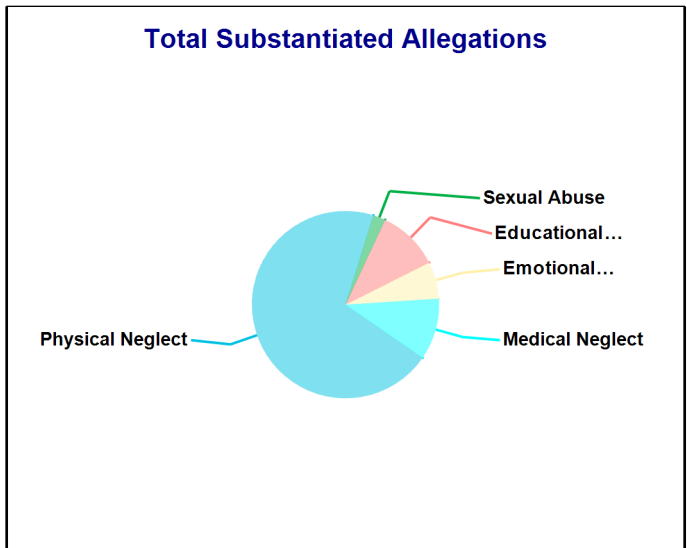
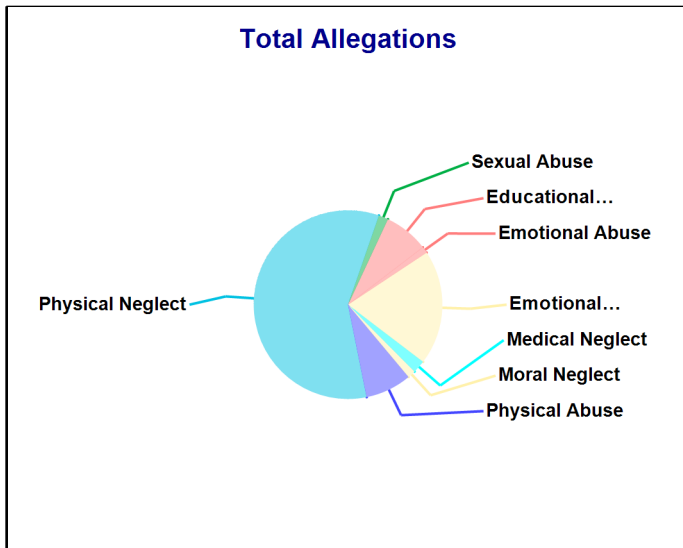
Accepted Reports: 148

Substantiated Reports: 3

Substantiation Rate: 0 - 10 %

Allegations	Total	Substantiated	Substantiation Rate
Emotional Neglect	72	<=10	0 - 10 %
High Risk Newborn	-	-	-
Medical Neglect	<=10	<=10	60 - 70 %
Physical Abuse	29	-	-
Educational Neglect	28	<=10	10 - 20 %
At Risk	-	-	-
Physical Neglect	214	33	15 %
Sexual Abuse	<=10	<=10	10 - 20 %
Emotional Abuse	<=10	-	0 - 10 %
Human_Trafficking	-	-	-
Moral Neglect	<=10	-	0 - 10 %
Total Allegations	366	47	13 %

Children Substantiated as Abuse/Neglect/Uncared for: 26



State of Connecticut
 Department of Children and Families
 Town Pages
 State Fiscal Year: 2018

Number of Accepted Reports and allegations to DCF
 Town: STAMFORD

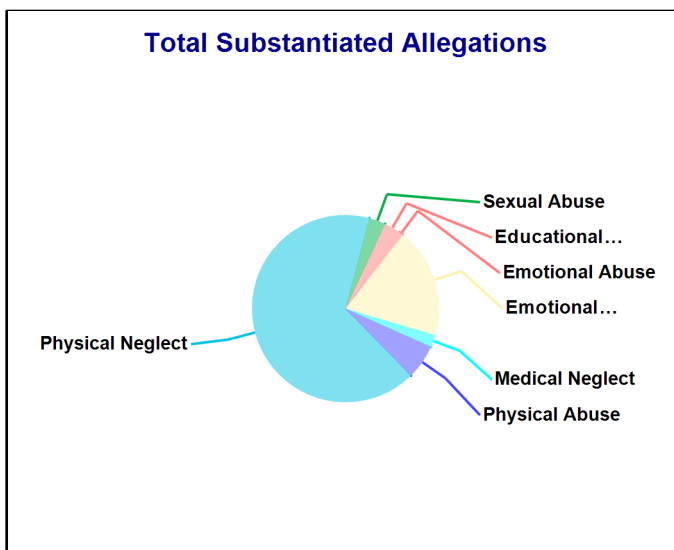
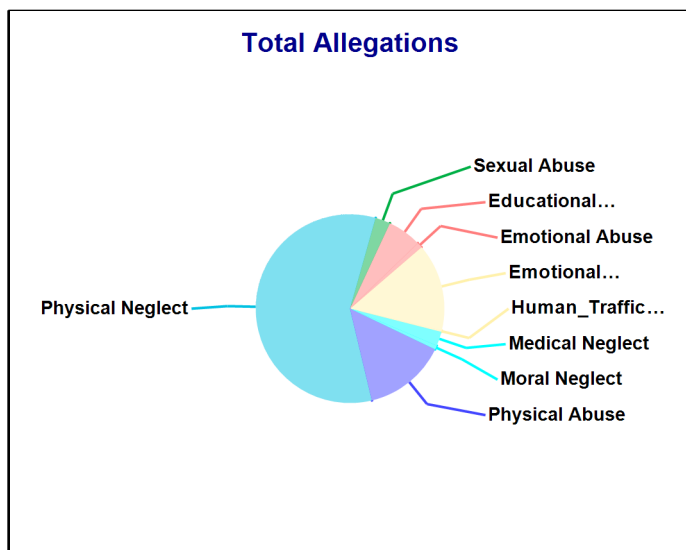
Accepted Reports: 899

Substantiated Reports: 54

Substantiation Rate: 21 %

Allegations	Total	Substantiated	Substantiation Rate
Emotional Neglect	263	54	21 %
High Risk Newborn	-	-	-
Medical Neglect	43	<=10	10 - 20 %
Physical Abuse	248	17	7 %
Educational Neglect	102	<=10	0 - 10 %
At Risk	-	-	-
Physical Neglect	1,016	188	19 %
Sexual Abuse	45	<=10	10 - 20 %
Emotional Abuse	16	<=10	10 - 20 %
Human_Trafficking	<=10	-	0 - 10 %
Moral Neglect	12	-	-
Total Allegations	1,749	283	16 %

Children Substantiated as Abuse/Neglect/Uncared for: 190



State of Connecticut
 Department of Children and Families
 Town Pages
 State Fiscal Year: 2018

Number of Accepted Reports and allegations to DCF
 Town: STONINGTON


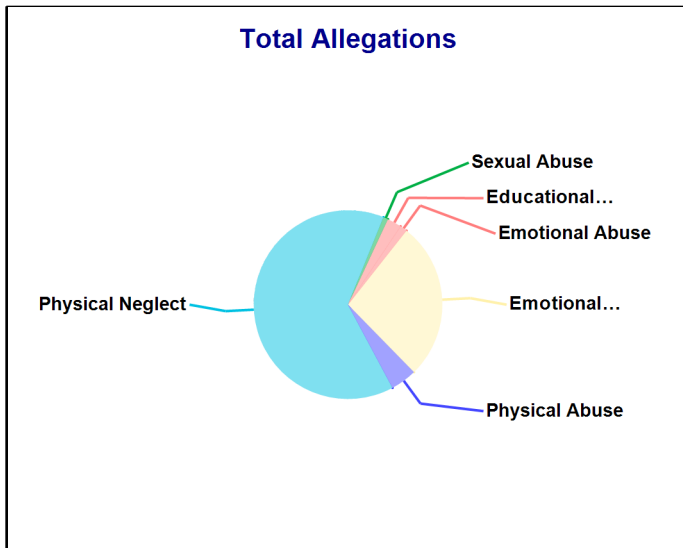
Accepted Reports: 78

Substantiated Reports: 34

Substantiation Rate: 52 %

Allegations	Total	Substantiated	Substantiation Rate
Emotional Neglect	66	34	52 %
High Risk Newborn	-	-	-
Medical Neglect	-	-	-
Physical Abuse	11	<=10	0 - 10 %
Educational Neglect	<=10	<=10	40 - 50 %
At Risk	-	-	-
Physical Neglect	156	48	31 %
Sexual Abuse	<=10	-	0 - 10 %
Emotional Abuse	<=10	-	0 - 10 %
Human_Trafficking	-	-	-
Moral Neglect	-	-	-
Total Allegations	244	86	35 %

Children Substantiated as Abuse/Neglect/Uncared for: 22



State of Connecticut
 Department of Children and Families
 Town Pages
 State Fiscal Year: 2018

Number of Accepted Reports and allegations to DCF
 Town: STRATFORD

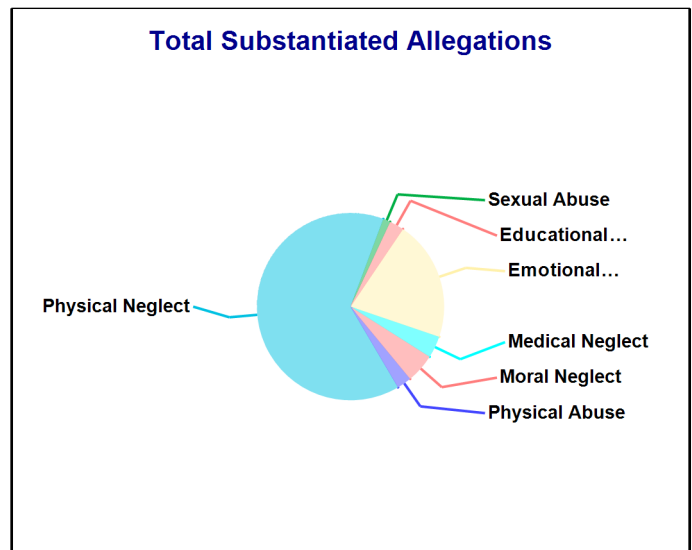
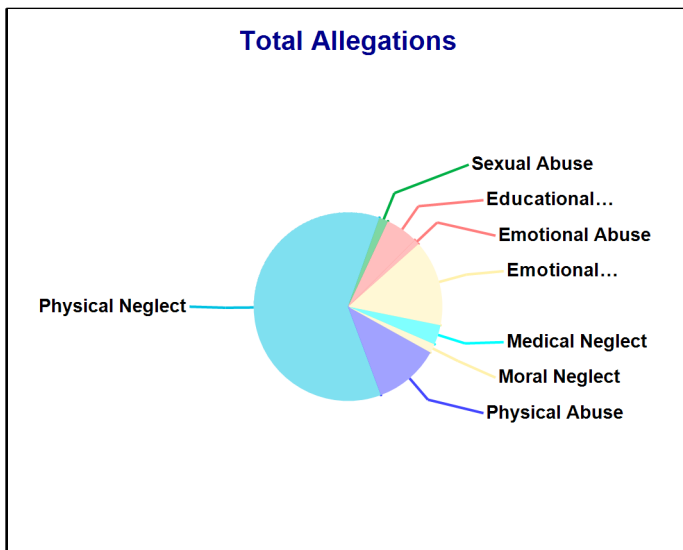
Accepted Reports: 366

Substantiated Reports: 33

Substantiation Rate: 29 %

Allegations	Total	Substantiated	Substantiation Rate
Emotional Neglect	114	33	29 %
High Risk Newborn	-	-	-
Medical Neglect	26	<=10	20 - 30 %
Physical Abuse	87	<=10	0 - 10 %
Educational Neglect	43	<=10	0 - 10 %
At Risk	-	-	-
Physical Neglect	472	102	22 %
Sexual Abuse	12	<=10	10 - 20 %
Emotional Abuse	<=10	-	0 - 10 %
Human_Trafficking	-	-	-
Moral Neglect	12	<=10	60 - 70 %
Total Allegations	773	159	21 %

Children Substantiated as Abuse/Neglect/Uncared for: 102



State of Connecticut
 Department of Children and Families
 Town Pages
 State Fiscal Year: 2018

Number of Accepted Reports and allegations to DCF
 Town: SUFFIELD

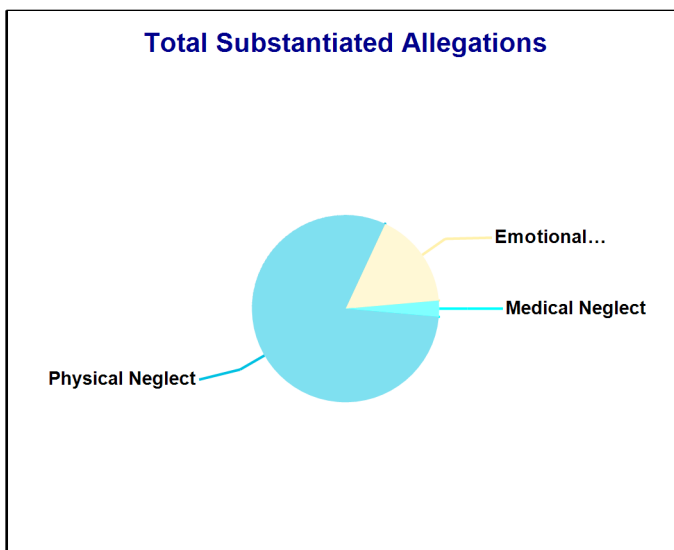
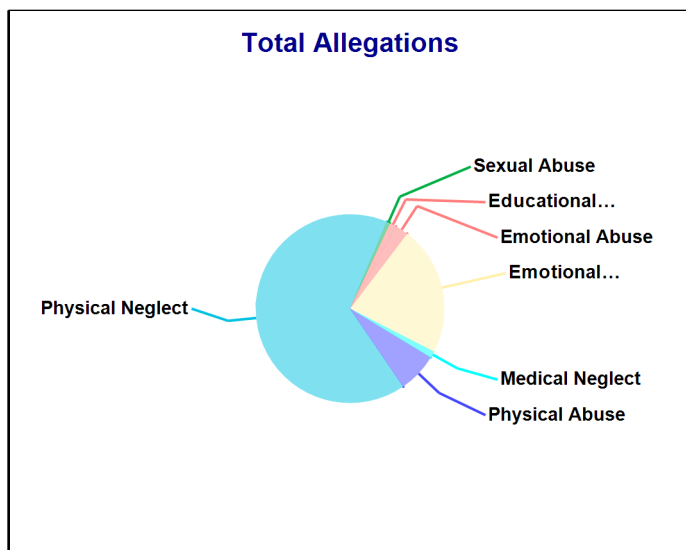
Accepted Reports: 68

Substantiated Reports: 6

Substantiation Rate: 10 - 20 %

Allegations	Total	Substantiated	Substantiation Rate
Emotional Neglect	39	<=10	10 - 20 %
High Risk Newborn	-	-	-
Medical Neglect	<=10	<=10	40 - 50 %
Physical Abuse	12	-	-
Educational Neglect	<=10	-	0 - 10 %
At Risk	-	-	-
Physical Neglect	116	29	25 %
Sexual Abuse	<=10	-	0 - 10 %
Emotional Abuse	<=10	-	0 - 10 %
Human_Trafficking	-	-	-
Moral Neglect	-	-	-
Total Allegations	176	36	20 %

Children Substantiated as Abuse/Neglect/Uncared for: 19



State of Connecticut
 Department of Children and Families
 Town Pages
 State Fiscal Year: 2018

Number of Accepted Reports and allegations to DCF
 Town: THOMASTON

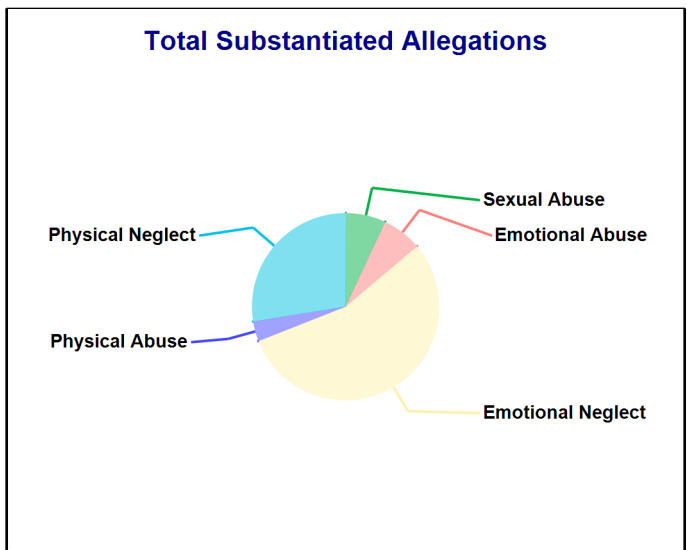
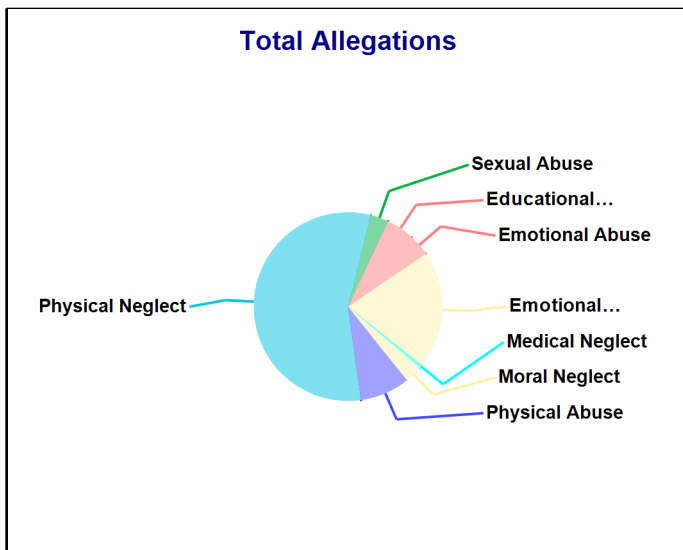
Accepted Reports: 71

Substantiated Reports: 16

Substantiation Rate: 48 %

Allegations	Total	Substantiated	Substantiation Rate
Emotional Neglect	33	16	48 %
High Risk Newborn	-	-	-
Medical Neglect	<=10	-	0 - 10 %
Physical Abuse	14	<=10	0 - 10 %
Educational Neglect	<=10	-	0 - 10 %
At Risk	-	-	-
Physical Neglect	92	<=10	0 - 10 %
Sexual Abuse	<=10	<=10	30 - 40 %
Emotional Abuse	<=10	<=10	30 - 40 %
Human_Trafficking	-	-	-
Moral Neglect	<=10	-	0 - 10 %
Total Allegations	164	29	18 %

Children Substantiated as Abuse/Neglect/Uncared for: 14



State of Connecticut
 Department of Children and Families
 Town Pages
 State Fiscal Year: 2018

Number of Accepted Reports and allegations to DCF
 Town: THOMPSON

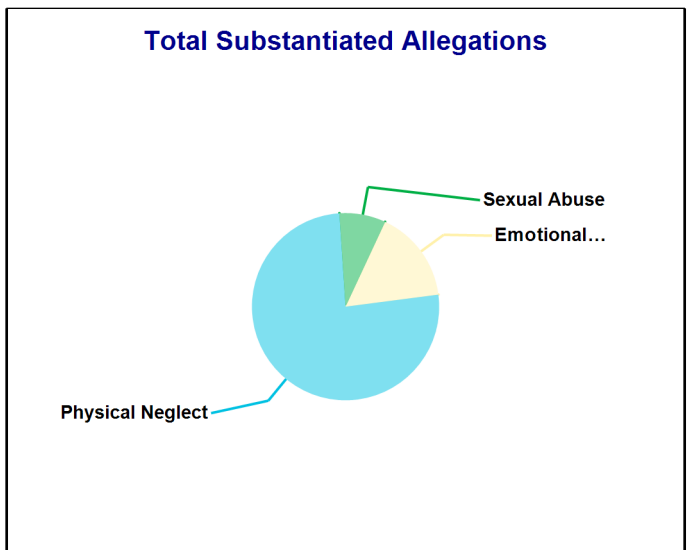
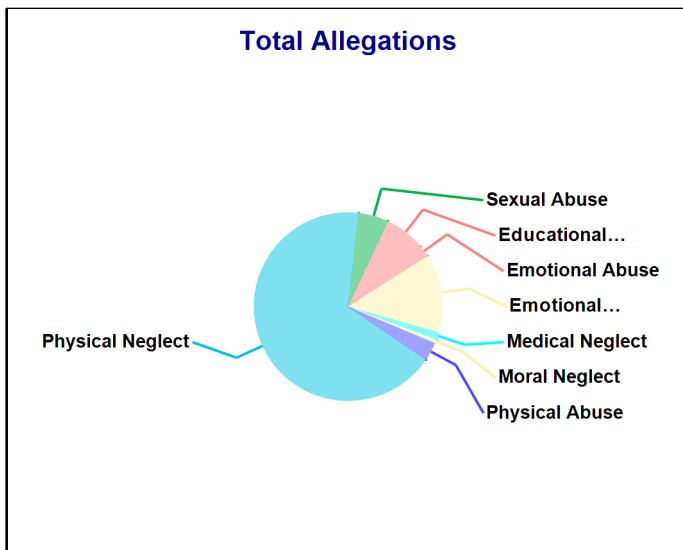
Accepted Reports: 69

Substantiated Reports: 4

Substantiation Rate: 10 - 20 %

Allegations	Total	Substantiated	Substantiation Rate
Emotional Neglect	21	<=10	10 - 20 %
High Risk Newborn	-	-	-
Medical Neglect	<=10	-	0 - 10 %
Physical Abuse	<=10	-	0 - 10 %
Educational Neglect	11	-	-
At Risk	-	-	-
Physical Neglect	105	19	18 %
Sexual Abuse	<=10	<=10	20 - 30 %
Emotional Abuse	<=10	-	0 - 10 %
Human_Trafficking	-	-	-
Moral Neglect	<=10	-	0 - 10 %
Total Allegations	156	25	16 %

Children Substantiated as Abuse/Neglect/Uncared for: 12



State of Connecticut
 Department of Children and Families
 Town Pages
 State Fiscal Year: 2018

Number of Accepted Reports and allegations to DCF
 Town: TORRINGTON

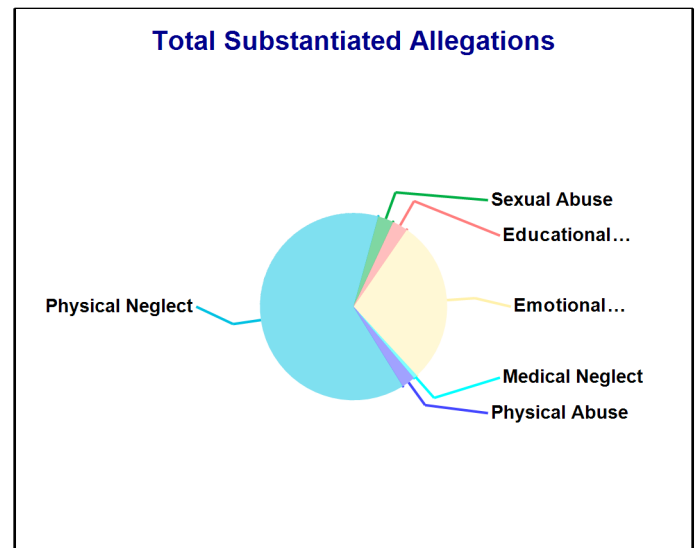
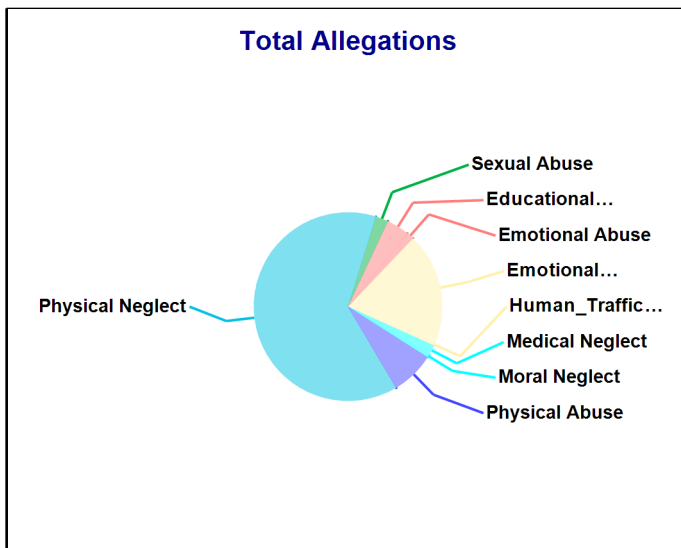
Accepted Reports: 439

Substantiated Reports: 85

Substantiation Rate: 40 %

Allegations	Total	Substantiated	Substantiation Rate
Emotional Neglect	215	85	40 %
High Risk Newborn	-	-	-
Medical Neglect	20	<=10	0 - 10 %
Physical Abuse	83	<=10	0 - 10 %
Educational Neglect	43	<=10	10 - 20 %
At Risk	-	-	-
Physical Neglect	702	188	27 %
Sexual Abuse	24	<=10	30 - 40 %
Emotional Abuse	14	-	-
Human_Trafficking	<=10	-	0 - 10 %
Moral Neglect	<=10	-	0 - 10 %
Total Allegations	1,109	298	27 %

Children Substantiated as Abuse/Neglect/Uncared for: 113



State of Connecticut
 Department of Children and Families
 Town Pages
 State Fiscal Year: 2018

Number of Accepted Reports and allegations to DCF
 Town: TRUMBULL

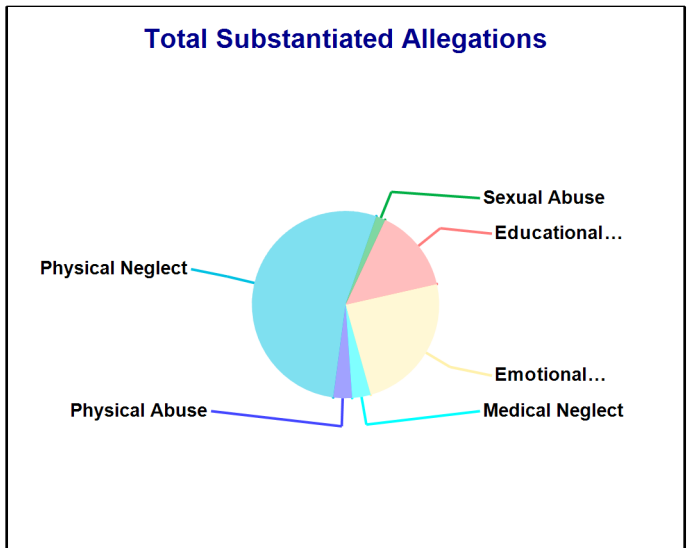
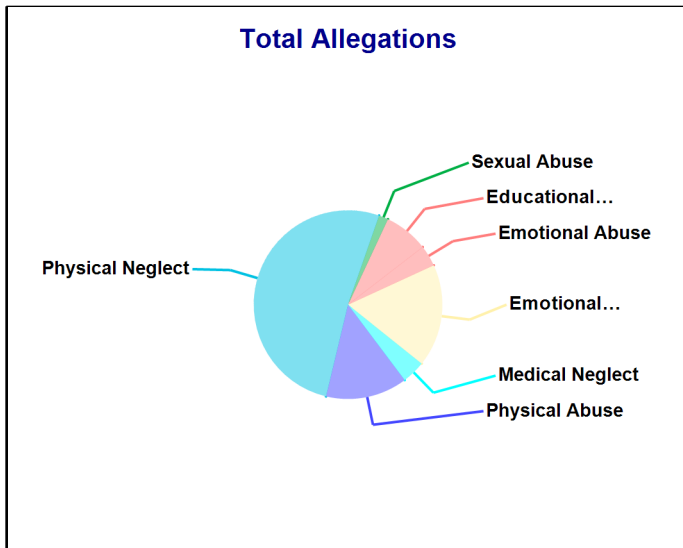
Accepted Reports: 119

Substantiated Reports: 15

Substantiation Rate: 34 %

Allegations	Total	Substantiated	Substantiation Rate
Emotional Neglect	44	15	34 %
High Risk Newborn	-	-	-
Medical Neglect	<=10	<=10	10 - 20 %
Physical Abuse	35	<=10	0 - 10 %
Educational Neglect	19	<=10	40 - 50 %
At Risk	-	-	-
Physical Neglect	129	33	26 %
Sexual Abuse	<=10	<=10	20 - 30 %
Emotional Abuse	<=10	-	0 - 10 %
Human_Trafficking	-	-	-
Moral Neglect	-	-	-
Total Allegations	250	62	25 %

Children Substantiated as Abuse/Neglect/Uncared for: 33



State of Connecticut
 Department of Children and Families
 Town Pages
 State Fiscal Year: 2018

Number of Accepted Reports and allegations to DCF
 Town: VERNON

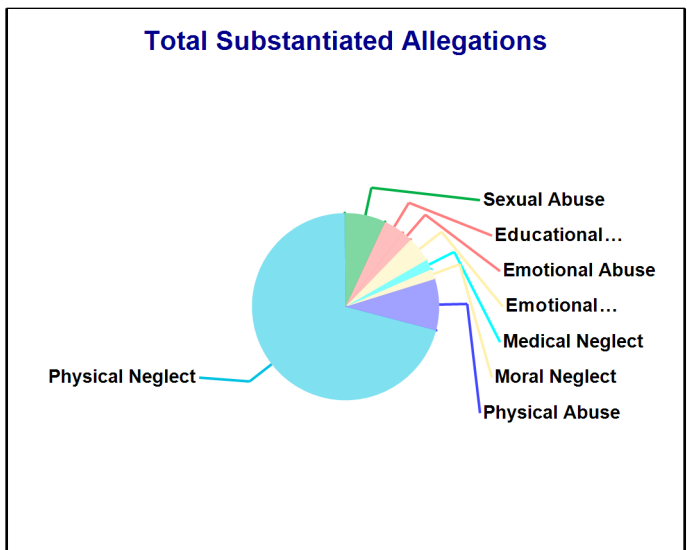
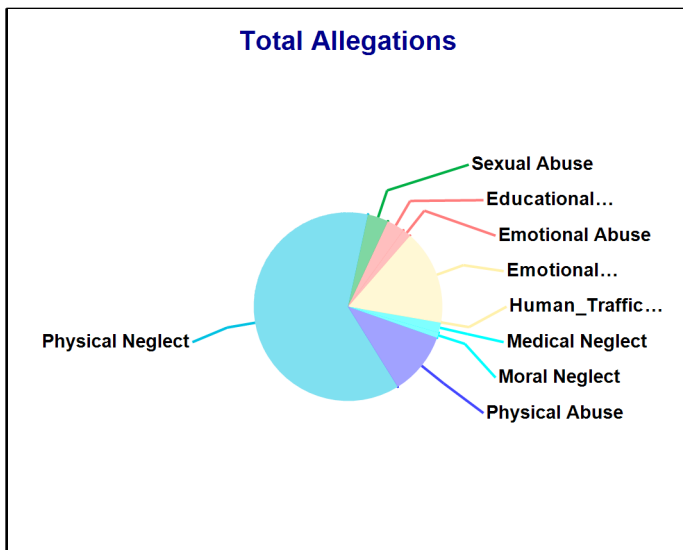
Accepted Reports: 329

Substantiated Reports: 5

Substantiation Rate: 0 - 10 %

Allegations	Total	Substantiated	Substantiation Rate
Emotional Neglect	123	<=10	0 - 10 %
High Risk Newborn	-	-	-
Medical Neglect	13	<=10	10 - 20 %
Physical Abuse	82	<=10	10 - 20 %
Educational Neglect	23	<=10	10 - 20 %
At Risk	-	-	-
Physical Neglect	473	80	17 %
Sexual Abuse	27	<=10	20 - 30 %
Emotional Abuse	11	<=10	10 - 20 %
Human_Trafficking	<=10	-	0 - 10 %
Moral Neglect	<=10	<=10	20 - 30 %
Total Allegations	760	113	15 %

Children Substantiated as Abuse/Neglect/Uncared for: 68



State of Connecticut
 Department of Children and Families
 Town Pages
 State Fiscal Year: 2018

Number of Accepted Reports and allegations to DCF
 Town: WALLINGFORD

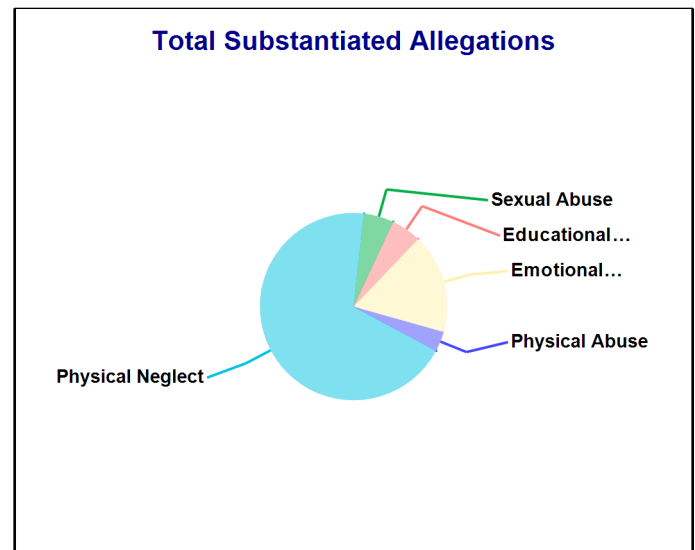
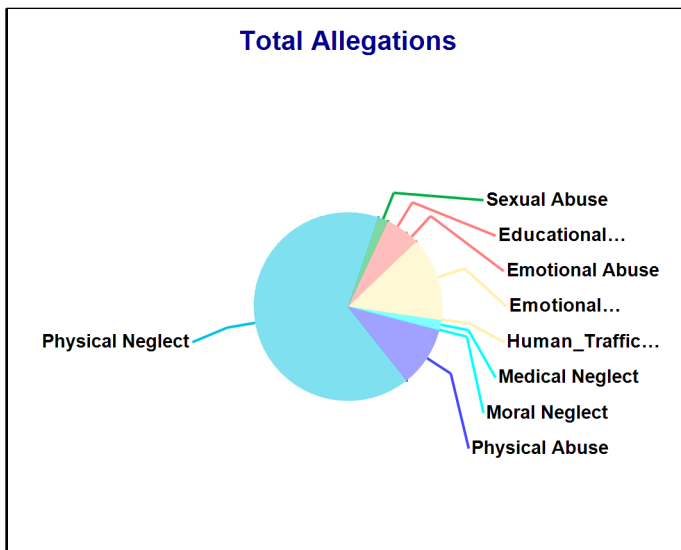
Accepted Reports: 197

Substantiated Reports: 10

Substantiation Rate: 10 - 20 %

Allegations	Total	Substantiated	Substantiation Rate
Emotional Neglect	65	<=10	10 - 20 %
High Risk Newborn	-	-	-
Medical Neglect	<=10	-	0 - 10 %
Physical Abuse	47	<=10	0 - 10 %
Educational Neglect	17	<=10	10 - 20 %
At Risk	-	-	-
Physical Neglect	301	40	13 %
Sexual Abuse	<=10	<=10	30 - 40 %
Emotional Abuse	<=10	-	0 - 10 %
Human_Trafficking	<=10	-	0 - 10 %
Moral Neglect	<=10	-	0 - 10 %
Total Allegations	457	58	13 %

Children Substantiated as Abuse/Neglect/Uncared for: 25



State of Connecticut
 Department of Children and Families
 Town Pages
 State Fiscal Year: 2018

Number of Accepted Reports and allegations to DCF
 Town: WATERBURY

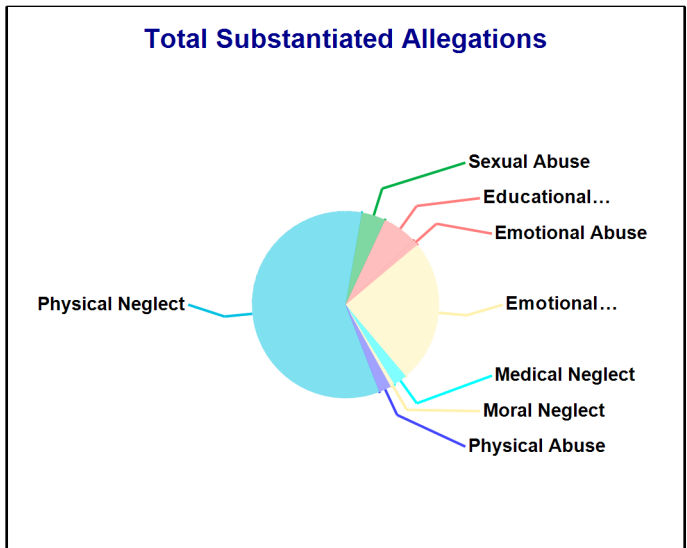
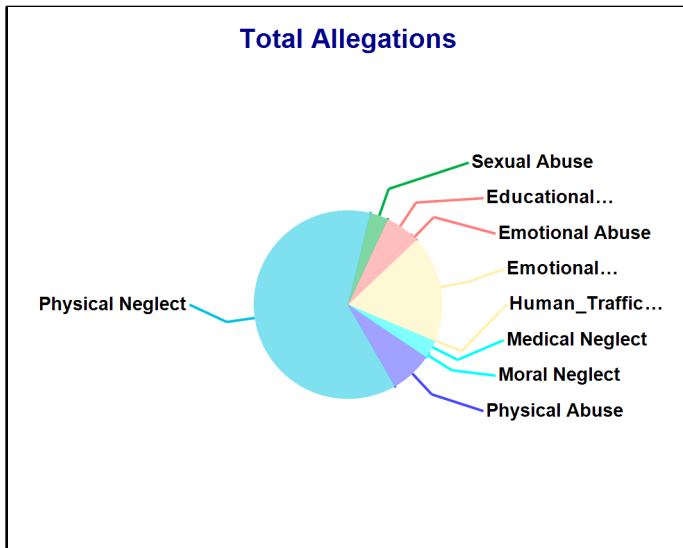
Accepted Reports: 1,746

Substantiated Reports: 408

Substantiation Rate: 47 %

Allegations	Total	Substantiated	Substantiation Rate
Emotional Neglect	877	408	47 %
High Risk Newborn	-	-	-
Medical Neglect	108	39	36 %
Physical Abuse	352	35	10 %
Educational Neglect	232	98	42 %
At Risk	-	-	-
Physical Neglect	3,003	960	32 %
Sexual Abuse	152	68	45 %
Emotional Abuse	58	16	28 %
Human_Trafficking	11	-	-
Moral Neglect	42	12	29 %
Total Allegations	4,835	1,636	34 %

Children Substantiated as Abuse/Neglect/Uncared for: 547



State of Connecticut
 Department of Children and Families
 Town Pages
 State Fiscal Year: 2018

Number of Accepted Reports and allegations to DCF
 Town: WATERFORD

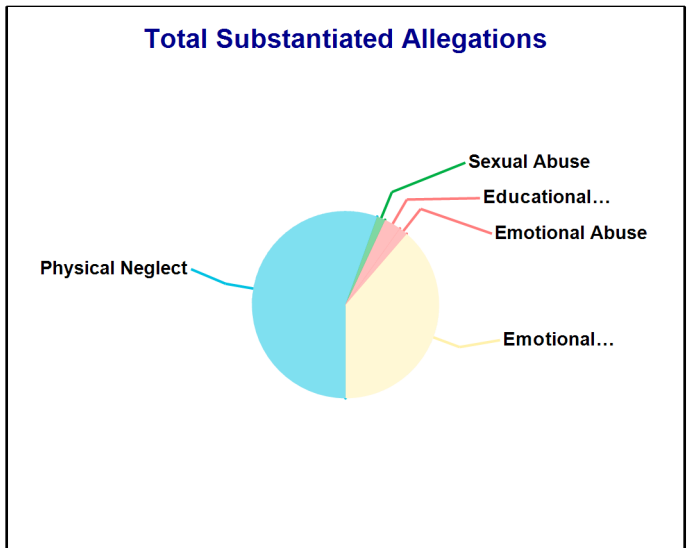
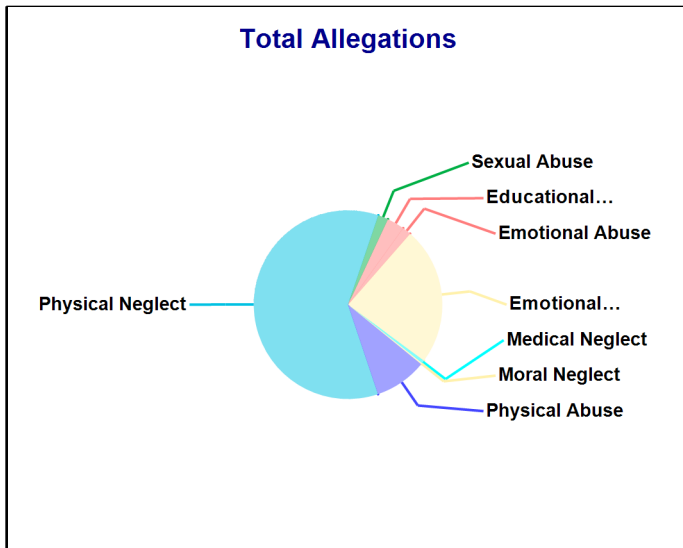
Accepted Reports: 112

Substantiated Reports: 53

Substantiation Rate: 56 %

Allegations	Total	Substantiated	Substantiation Rate
Emotional Neglect	95	53	56 %
High Risk Newborn	-	-	-
Medical Neglect	<=10	-	0 - 10 %
Physical Abuse	36	-	-
Educational Neglect	12	<=10	30 - 40 %
At Risk	-	-	-
Physical Neglect	242	76	31 %
Sexual Abuse	<=10	<=10	20 - 30 %
Emotional Abuse	<=10	<=10	30 - 40 %
Human_Trafficking	-	-	-
Moral Neglect	<=10	-	0 - 10 %
Total Allegations	401	137	34 %

Children Substantiated as Abuse/Neglect/Uncared for: 36



State of Connecticut
 Department of Children and Families
 Town Pages
 State Fiscal Year: 2018

Number of Accepted Reports and allegations to DCF
 Town: WATERTOWN

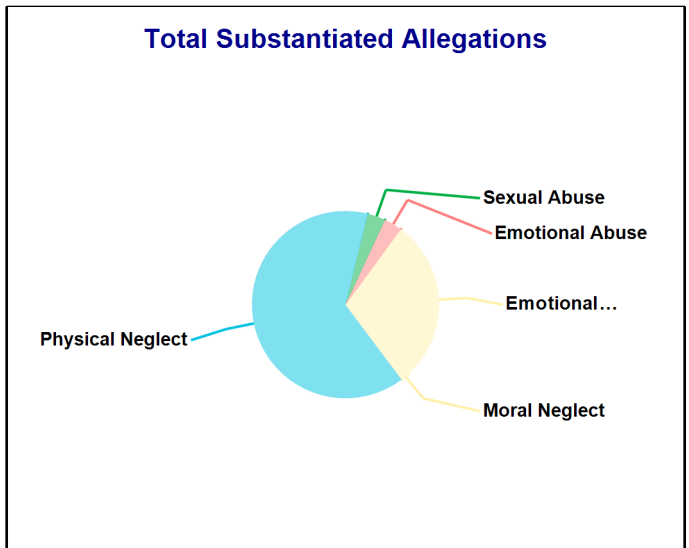
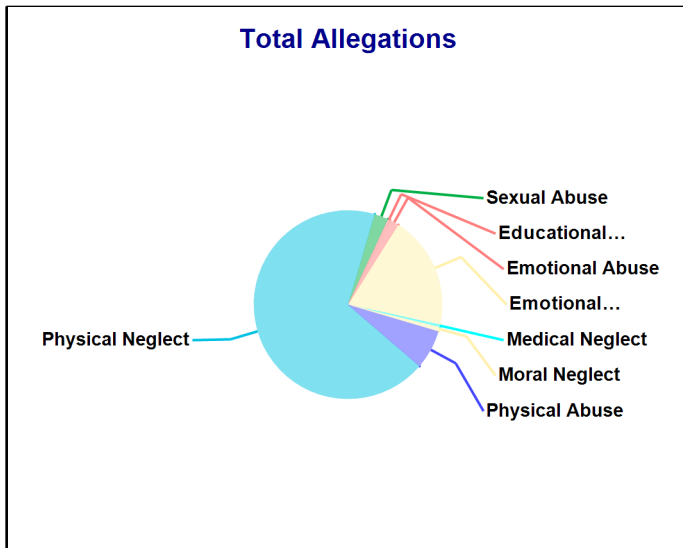
Accepted Reports: 96

Substantiated Reports: 18

Substantiation Rate: 37 %

Allegations	Total	Substantiated	Substantiation Rate
Emotional Neglect	49	18	37 %
High Risk Newborn	-	-	-
Medical Neglect	<=10	-	0 - 10 %
Physical Abuse	17	-	-
Educational Neglect	<=10	-	0 - 10 %
At Risk	-	-	-
Physical Neglect	172	41	24 %
Sexual Abuse	<=10	<=10	30 - 40 %
Emotional Abuse	<=10	<=10	40 - 50 %
Human_Trafficking	-	-	-
Moral Neglect	<=10	<=10	40 - 50 %
Total Allegations	252	64	25 %

Children Substantiated as Abuse/Neglect/Uncared for: 31



State of Connecticut
 Department of Children and Families
 Town Pages
 State Fiscal Year: 2018

Number of Accepted Reports and allegations to DCF
 Town: WEST HARTFORD

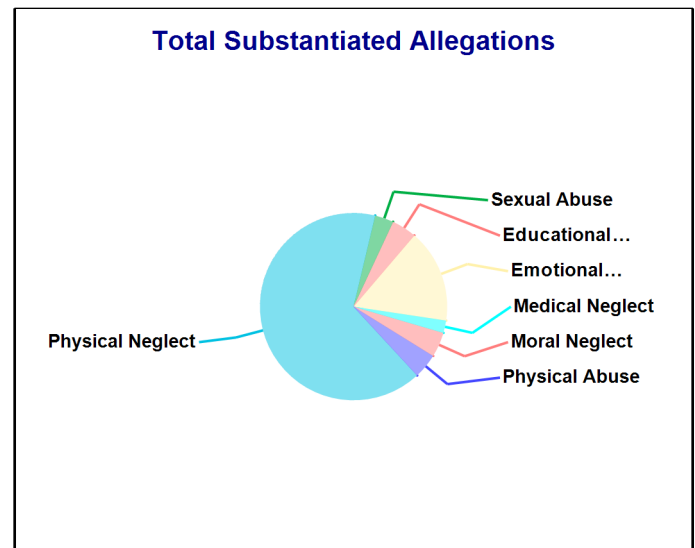
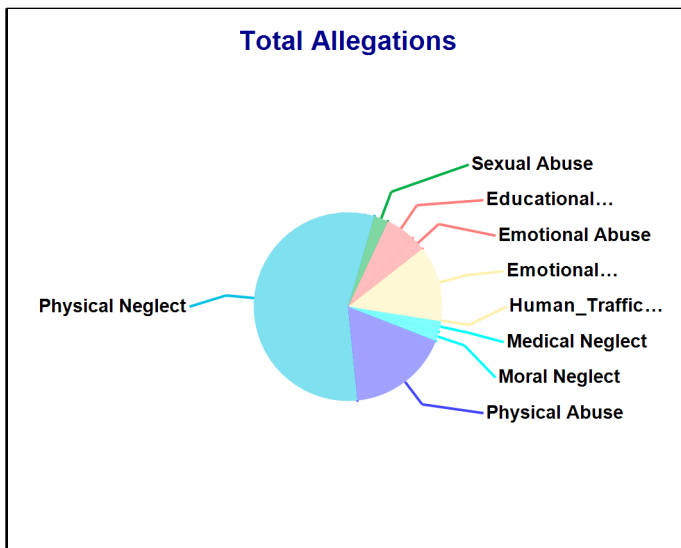
Accepted Reports: 248

Substantiated Reports: 15

Substantiation Rate: 24 %

Allegations	Total	Substantiated	Substantiation Rate
Emotional Neglect	63	15	24 %
High Risk Newborn	-	-	-
Medical Neglect	<=10	<=10	20 - 30 %
Physical Abuse	86	<=10	0 - 10 %
Educational Neglect	25	<=10	10 - 20 %
At Risk	-	-	-
Physical Neglect	276	61	22 %
Sexual Abuse	12	<=10	20 - 30 %
Emotional Abuse	12	-	-
Human_Trafficking	<=10	-	0 - 10 %
Moral Neglect	<=10	<=10	40 - 50 %
Total Allegations	492	93	19 %

Children Substantiated as Abuse/Neglect/Uncared for: 59



State of Connecticut
 Department of Children and Families
 Town Pages
 State Fiscal Year: 2018

Number of Accepted Reports and allegations to DCF
 Town: WEST HAVEN


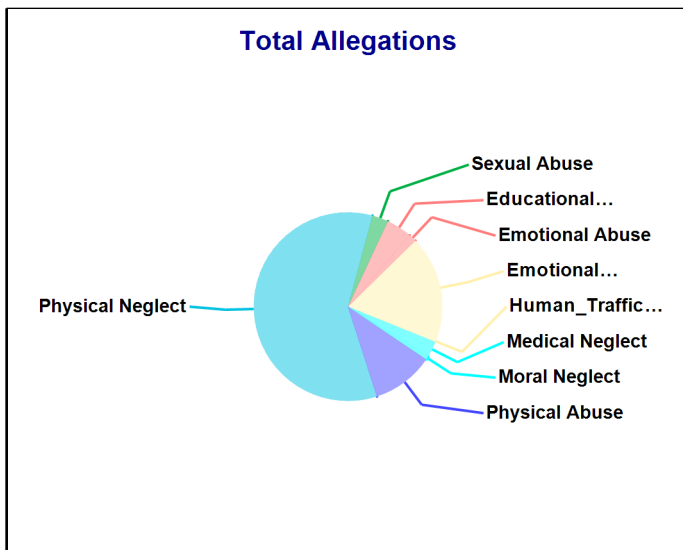
Accepted Reports: 510

Substantiated Reports: 53

Substantiation Rate: 24 %

Allegations	Total	Substantiated	Substantiation Rate
Emotional Neglect	217	53	24 %
High Risk Newborn	-	-	-
Medical Neglect	33	13	39 %
Physical Abuse	126	15	12 %
Educational Neglect	52	27	52 %
At Risk	-	-	-
Physical Neglect	703	200	28 %
Sexual Abuse	33	<=10	10 - 20 %
Emotional Abuse	16	<=10	0 - 10 %
Human_Trafficking	<=10	-	0 - 10 %
Moral Neglect	<=10	<=10	20 - 30 %
Total Allegations	1,189	317	27 %

Children Substantiated as Abuse/Neglect/Uncaared for: 179



State of Connecticut
 Department of Children and Families
 Town Pages
 State Fiscal Year: 2018

Number of Accepted Reports and allegations to DCF
 Town: WESTPORT

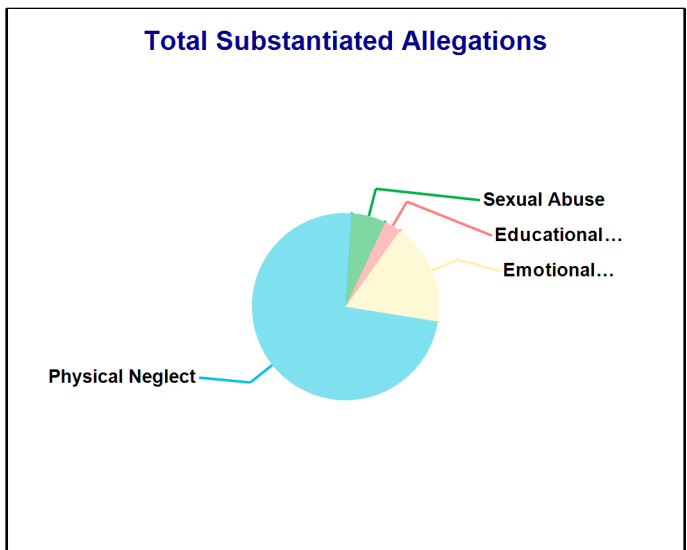
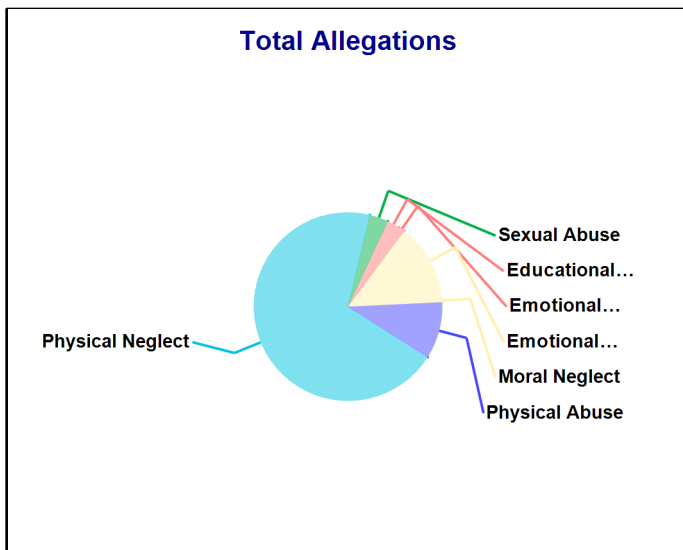
Accepted Reports: 80

Substantiated Reports: 6

Substantiation Rate: 20 - 30 %

Allegations	Total	Substantiated	Substantiation Rate
Emotional Neglect	25	<=10	20 - 30 %
High Risk Newborn	-	-	-
Medical Neglect	-	-	-
Physical Abuse	18	-	-
Educational Neglect	<=10	<=10	20 - 30 %
At Risk	-	-	-
Physical Neglect	129	25	19 %
Sexual Abuse	<=10	<=10	30 - 40 %
Emotional Abuse	<=10	-	0 - 10 %
Human_Trafficking	-	-	-
Moral Neglect	<=10	-	0 - 10 %
Total Allegations	185	34	18 %

Children Substantiated as Abuse/Neglect/Uncared for: 29



State of Connecticut
 Department of Children and Families
 Town Pages
 State Fiscal Year: 2018

Number of Accepted Reports and allegations to DCF
 Town: WETHERSFIELD

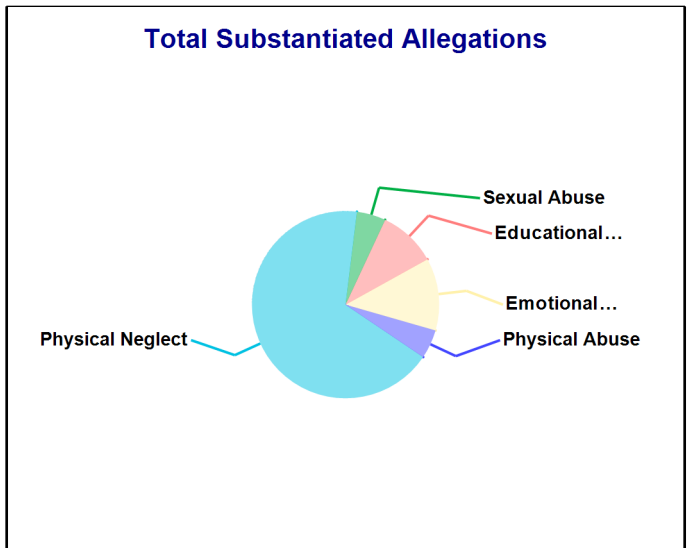
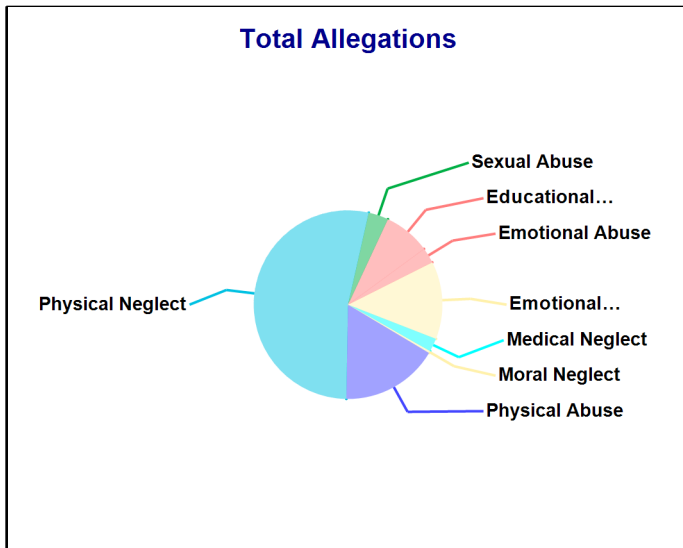
Accepted Reports: 112

Substantiated Reports: 5

Substantiation Rate: 10 - 20 %

Allegations	Total	Substantiated	Substantiation Rate
Emotional Neglect	35	<=10	10 - 20 %
High Risk Newborn	-	-	-
Physical Abuse	44	<=10	0 - 10 %
Educational Neglect	21	<=10	10 - 20 %
Medical Neglect	<=10	-	0 - 10 %
At Risk	-	-	-
Physical Neglect	140	27	19 %
Sexual Abuse	<=10	<=10	20 - 30 %
Emotional Abuse	<=10	-	0 - 10 %
Human_Trafficking	-	-	-
Moral Neglect	<=10	-	0 - 10 %
Total Allegations	263	40	15 %

Children Substantiated as Abuse/Neglect/Uncared for: 27



State of Connecticut
 Department of Children and Families
 Town Pages
 State Fiscal Year: 2018

Number of Accepted Reports and allegations to DCF
 Town: WINCHESTER


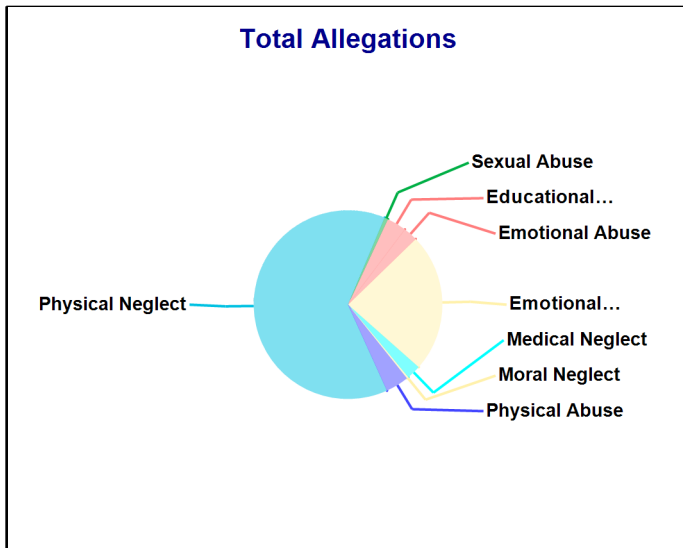
Accepted Reports: 126

Substantiated Reports: 37

Substantiation Rate: 47 %

Allegations	Total	Substantiated	Substantiation Rate
Emotional Neglect	78	37	47 %
High Risk Newborn	-	-	-
Medical Neglect	<=10	<=10	10 - 20 %
Physical Abuse	13	<=10	10 - 20 %
Educational Neglect	11	-	-
At Risk	-	-	-
Physical Neglect	207	54	26 %
Sexual Abuse	<=10	-	0 - 10 %
Emotional Abuse	<=10	<=10	30 - 40 %
Human_Trafficking	-	-	-
Moral Neglect	<=10	-	0 - 10 %
Total Allegations	328	97	30 %

Children Substantiated as Abuse/Neglect/Uncared for: 37



State of Connecticut
 Department of Children and Families
 Town Pages
 State Fiscal Year: 2018

Number of Accepted Reports and allegations to DCF
 Town: WINDHAM

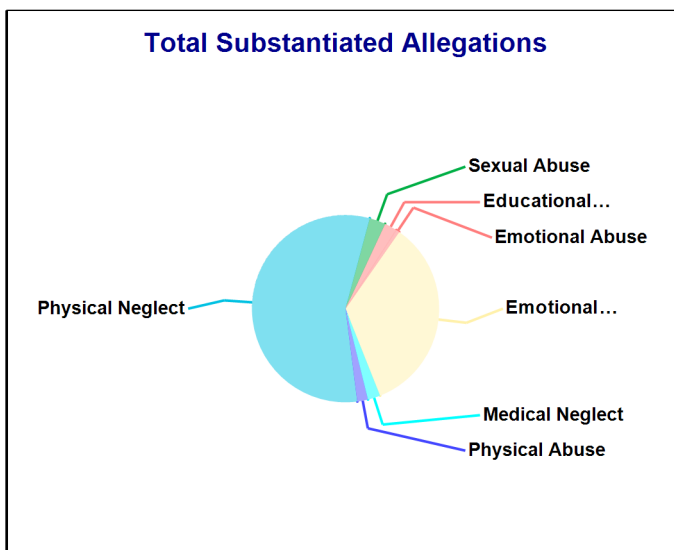
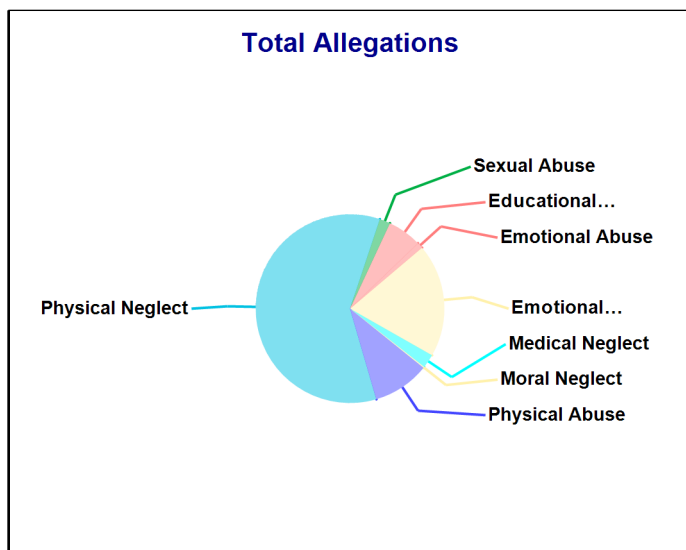
Accepted Reports: 418

Substantiated Reports: 111

Substantiation Rate: 52 %

Allegations	Total	Substantiated	Substantiation Rate
Emotional Neglect	212	111	52 %
High Risk Newborn	-	-	-
Medical Neglect	26	<=10	20 - 30 %
Physical Abuse	106	<=10	0 - 10 %
Educational Neglect	64	<=10	10 - 20 %
At Risk	-	-	-
Physical Neglect	651	182	28 %
Sexual Abuse	20	<=10	40 - 50 %
Emotional Abuse	11	<=10	10 - 20 %
Human_Trafficking	-	-	-
Moral Neglect	<=10	-	0 - 10 %
Total Allegations	1,092	324	30 %

Children Substantiated as Abuse/Neglect/Uncared for: 139



State of Connecticut
 Department of Children and Families
 Town Pages
 State Fiscal Year: 2018

Number of Accepted Reports and allegations to DCF
 Town: WINDSOR

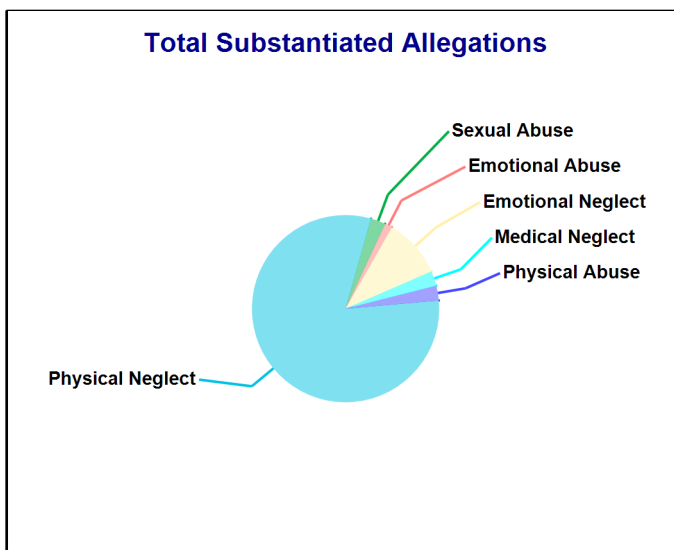
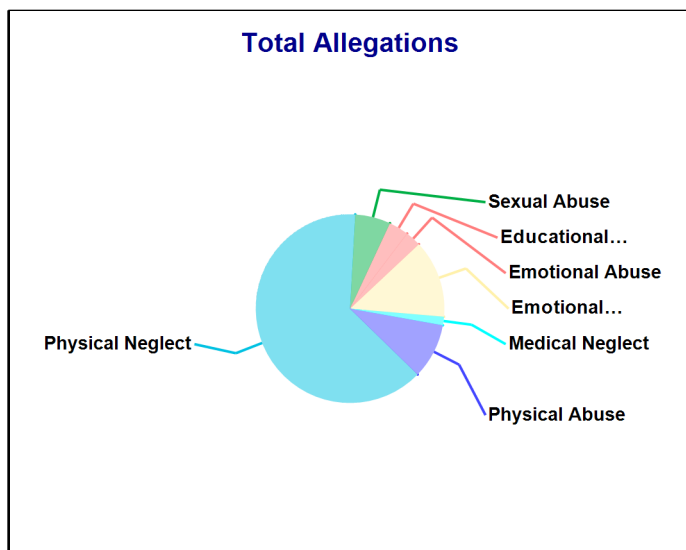
Accepted Reports: 205

Substantiated Reports: 8

Substantiation Rate: 10 - 20 %

Allegations	Total	Substantiated	Substantiation Rate
Emotional Neglect	55	<=10	10 - 20 %
High Risk Newborn	-	-	-
Medical Neglect	<=10	<=10	30 - 40 %
Physical Abuse	39	<=10	0 - 10 %
Educational Neglect	14	-	-
At Risk	-	-	-
Physical Neglect	262	63	24 %
Sexual Abuse	25	<=10	0 - 10 %
Emotional Abuse	11	<=10	0 - 10 %
Human_Trafficking	-	-	-
Moral Neglect	-	-	-
Total Allegations	412	78	19 %

Children Substantiated as Abuse/Neglect/Uncared for: 40



State of Connecticut
 Department of Children and Families
 Town Pages
 State Fiscal Year: 2018

Number of Accepted Reports and allegations to DCF
 Town: WINDSOR LOCKS

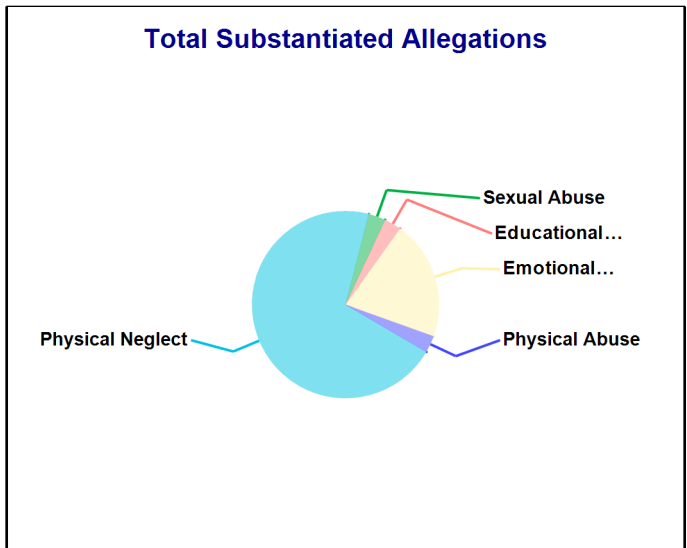
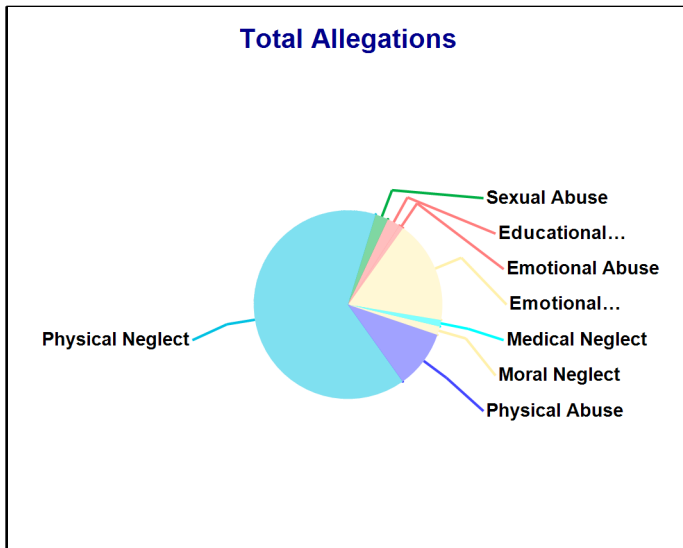
Accepted Reports: 119

Substantiated Reports: 14

Substantiation Rate: 29 %

Allegations	Total	Substantiated	Substantiation Rate
Emotional Neglect	48	14	29 %
High Risk Newborn	-	-	-
Medical Neglect	<=10	-	0 - 10 %
Physical Abuse	27	<=10	0 - 10 %
Educational Neglect	<=10	<=10	30 - 40 %
At Risk	-	-	-
Physical Neglect	175	48	27 %
Sexual Abuse	<=10	<=10	30 - 40 %
Emotional Abuse	<=10	-	0 - 10 %
Human_Trafficking	-	-	-
Moral Neglect	<=10	-	0 - 10 %
Total Allegations	271	68	25 %

Children Substantiated as Abuse/Neglect/Uncared for: 26



State of Connecticut
 Department of Children and Families
 Town Pages
 State Fiscal Year: 2018

Number of Accepted Reports and allegations to DCF
 Town: WOLCOTT

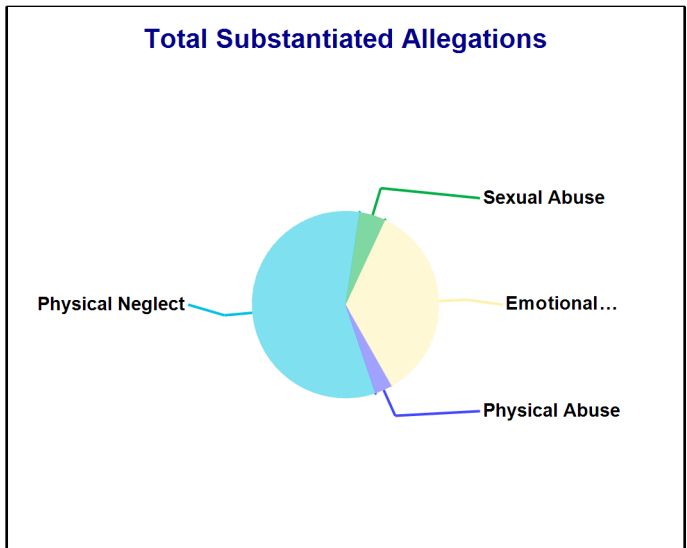
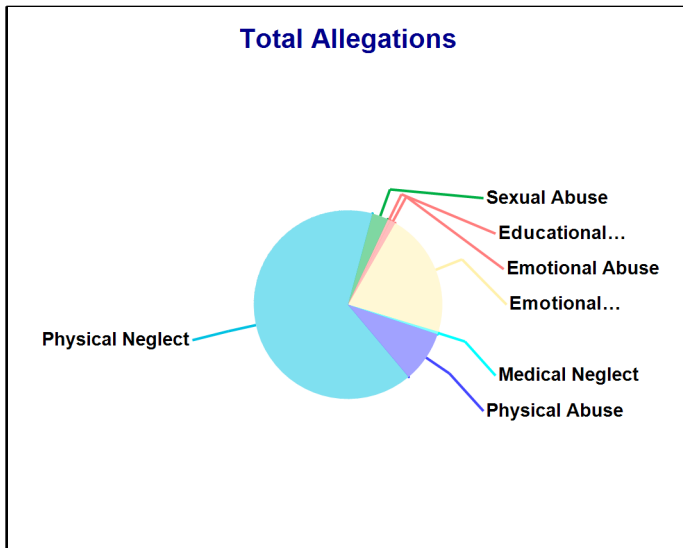
Accepted Reports: 74

Substantiated Reports: 23

Substantiation Rate: 50 %

Allegations	Total	Substantiated	Substantiation Rate
Emotional Neglect	46	23	50 %
High Risk Newborn	-	-	-
Medical Neglect	<=10	-	0 - 10 %
Physical Abuse	19	<=10	10 - 20 %
Educational Neglect	<=10	-	0 - 10 %
At Risk	-	-	-
Physical Neglect	141	38	27 %
Sexual Abuse	<=10	<=10	40 - 50 %
Emotional Abuse	<=10	-	0 - 10 %
Human_Trafficking	-	-	-
Moral Neglect	-	-	-
Total Allegations	216	66	31 %

Children Substantiated as Abuse/Neglect/Uncared for: 20



State of Connecticut
 Department of Children and Families
 Town Pages
 State Fiscal Year: 2018

Number of Accepted Reports and allegations to DCF
 Town: WOODBRIDGE

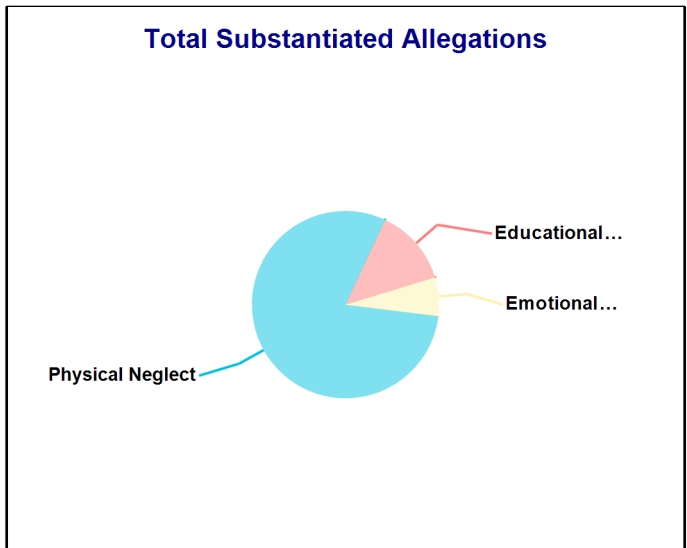
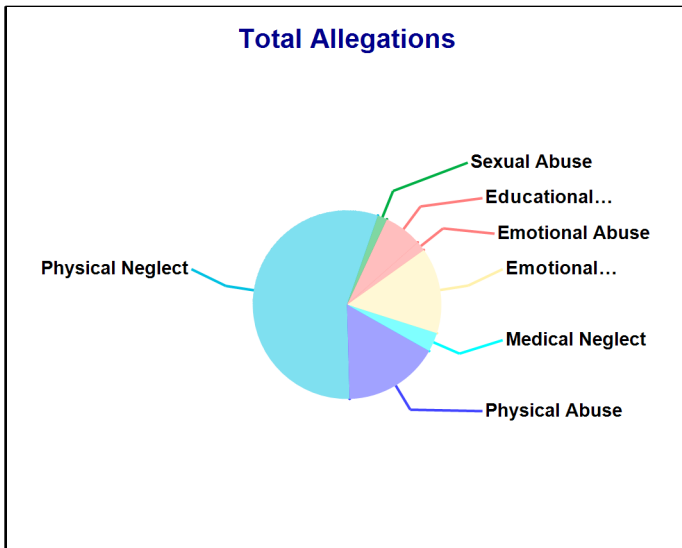
Accepted Reports: 36

Substantiated Reports: 1

Substantiation Rate: 10 - 20 %

Allegations	Total	Substantiated	Substantiation Rate
Emotional Neglect	<=10	<=10	10 - 20 %
High Risk Newborn	-	-	-
Medical Neglect	<=10	-	0 - 10 %
Physical Abuse	<=10	-	0 - 10 %
Educational Neglect	<=10	<=10	40 - 50 %
At Risk	-	-	-
Physical Neglect	34	12	35 %
Sexual Abuse	<=10	-	0 - 10 %
Emotional Abuse	<=10	-	0 - 10 %
Human_Trafficking	-	-	-
Moral Neglect	-	-	-
Total Allegations	61	15	25 %

Children Substantiated as Abuse/Neglect/Uncared for: 12



State of Connecticut
 Department of Children and Families
 Town Pages
 State Fiscal Year: 2018

Number of Accepted Reports and allegations to DCF
 Town: WOODBURY

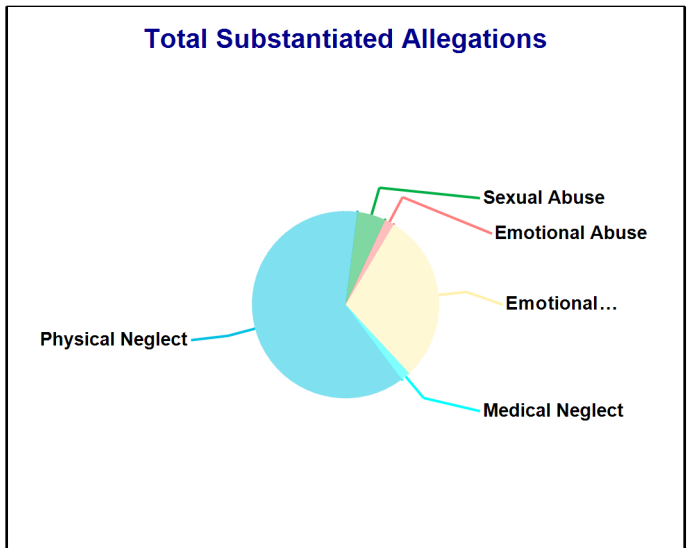
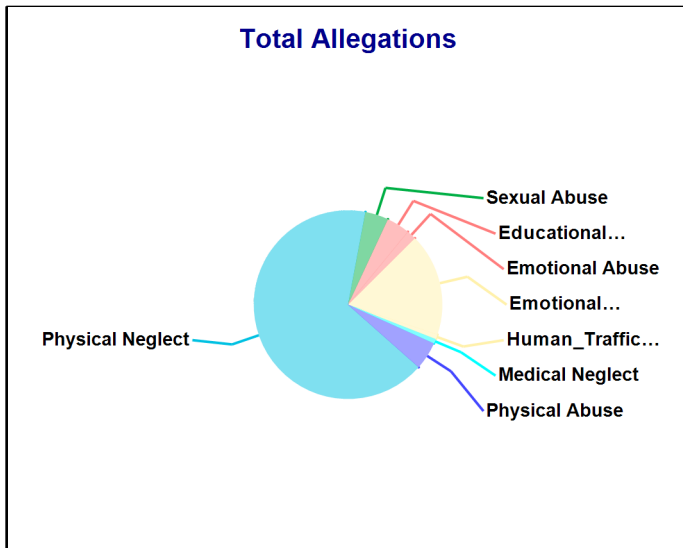
Accepted Reports: 39

Substantiated Reports: 18

Substantiation Rate: 82 %

Allegations	Total	Substantiated	Substantiation Rate
Emotional Neglect	22	18	82 %
High Risk Newborn	-	-	-
Medical Neglect	<=10	<=10	90 - 100 %
Physical Abuse	<=10	-	0 - 10 %
Educational Neglect	<=10	-	0 - 10 %
At Risk	-	-	-
Physical Neglect	83	38	46 %
Sexual Abuse	<=10	<=10	50 - 60 %
Emotional Abuse	<=10	<=10	40 - 50 %
Human_Trafficking	<=10	-	0 - 10 %
Moral Neglect	-	-	-
Total Allegations	125	61	49 %

Children Substantiated as Abuse/Neglect/Uncared for: 11



State of Connecticut
 Department of Children and Families
 Town Pages
 State Fiscal Year: 2018

Number of Accepted Reports and allegations to DCF
 Town: WOODSTOCK

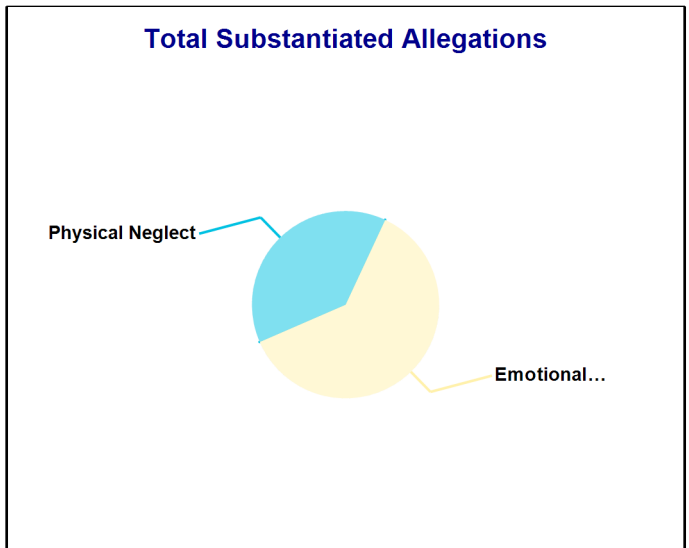
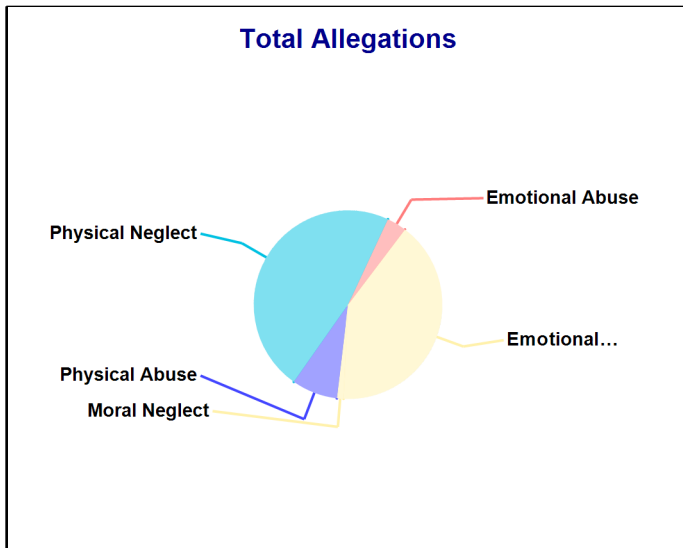
Accepted Reports: 29

Substantiated Reports: 16

Substantiation Rate: 44 %

Allegations	Total	Substantiated	Substantiation Rate
Emotional Neglect	36	16	44 %
High Risk Newborn	-	-	-
Medical Neglect	-	-	-
Physical Abuse	<=10	-	0 - 10 %
Educational Neglect	-	-	-
At Risk	-	-	-
Physical Neglect	42	<=10	20 - 30 %
Sexual Abuse	-	-	-
Emotional Abuse	<=10	-	0 - 10 %
Human_Trafficking	-	-	-
Moral Neglect	<=10	-	0 - 10 %
Total Allegations	89	26	29 %

Children Substantiated as Abuse/Neglect/Uncared for: 11



State of Connecticut
 Department of Children and Families
 Town Pages
 State Fiscal Year: 2018

Number of Accepted Reports and allegations to DCF
 Town: Statewide

Accepted Reports: 30,638

Substantiated Reports:

Substantiation Rate: -

Allegations	Total	Substantiated	Substantiation Rate
High Risk Newborn	-	-	-
Medical Neglect	1,588	361	23 %
Physical Abuse	7,264	552	8 %
Educational Neglect	3,618	759	21 %
Emotional Neglect	11,873	3,570	30 %
At Risk	-	-	-
Physical Neglect	44,516	10,768	24 %
Sexual Abuse	1,791	588	33 %
Emotional Abuse	1,119	135	12 %
Human_Trafficking	139	13	9 %
Moral Neglect	544	143	26 %
Total Allegations	72,452	16,889	23 %

Children Substantiated as Abuse/Neglect/Uncared for: 8,134

