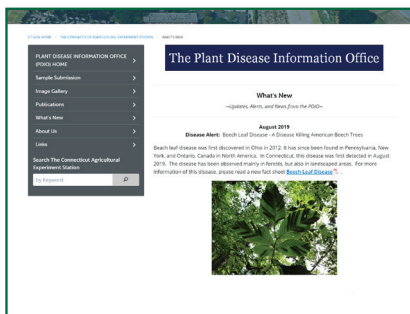
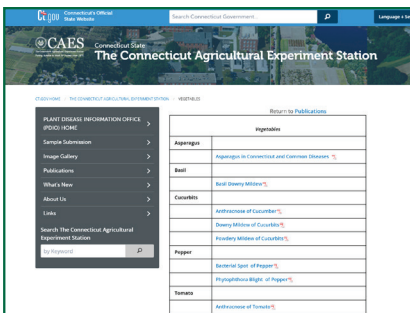
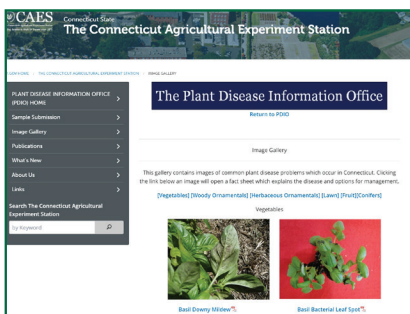


Website

<https://portal.ct.gov/caes/pdio/pdio-home/pdio-home>



For More Information

Contact:

Dr. Yonghao Li

Phone: (203) 974-8601

Email: Yonghao.Li@ct.gov

Visit the website:

<https://portal.ct.gov/caes/pdio/pdio-home/pdio-home>

Office Hours:

8:30am - 4:30pm

Monday - Friday
(except state holidays)



Plant Disease Information Office Solving Your Plant Health Problems



The Connecticut Agricultural Experiment Station

Putting Science to Work for Society since 1875

<https://portal.ct.gov/CAES>

Who We Are

The Plant Disease Information Office (PDIO) at The Connecticut Agricultural Experiment Station (CAES) is a full-service plant disease diagnostic laboratory and is the Connecticut official seed testing laboratory. PDIO at CAES is a member of National Plant Diagnostic Network (NPDN).

Who We Serve

- Homeowners and gardeners
- Commercial growers
- Golf courses
- Landscape consultants
- Arborists and landscapers
- Government agencies
- Institutes and organizations

What We Do

- Plant disease diagnosis
- Provide management advice
- Plant/weed identification
- Seed germination tests
- Answer gardening and landscaping questions

How To Submit Inquiries

Inquiries and samples can be submitted via phone, email, mail, and in person.

Where We're Located

Jenkins-Waggoner Laboratory Building
123 Huntington Street
New Haven, CT 06511



Collecting Samples

Collecting Samples

For disease diagnosis or plant identification, samples must be fresh and in good condition. Damaged or completely dead specimens are often unidentifiable and requests for additional samples that can cause delays.

- **For leaves**, collect at least 10 leaves and press them flat between heavy paper or cardboard and place in plastic bags.
- **For twig or branch**, collect samples that include healthy portions from above and below the diseased area. Wrap freshy parts in dry paper and place in a plastic bag.
- **For whole plants**, wrap the roots in a plastic bag and secure at the base of the stem so soil does not contaminate the above-ground portions. Place the entire plant, with wrapped roots, in another plastic bag.
- **For turf**, sample plugs should be at least 4-6 square inches and include the transition area between the diseased and healthy portion of the turf. The sample should also be cut deep enough so as to include the root system. Wrap the sample in newspaper and place it in a plastic bag.
- **For plant and weed identification**, include a 6-10 inch sample of the terminal (tip) portion of the stem/shoot with side buds, leaves, flowers, and fruit in an identifiable condition. Flowers (and fruit) are often necessary for accurate identification. Whole, uncut fruit should be wrapped in paper, bagged, and placed in a crush-proof container.



Mailing Samples, Sending Digital Images

Mailing Samples

- DO NOT add water in plastic bags.
- Package the sample plastic bags and the sample submission form in a sturdy, crush-proof box or mailer.
- If submitting more than one sample, please label the outside of each bag clearly with a permanent marker.
- Try to mail the sample as quickly as possible. If the sample cannot be mailed immediately after it is taken, keep it refrigerated or out of direct sunlight and hot conditions.
- Mail packages to arrive on weekdays. Avoid weekend layovers.
- From US Post Office, mail to:
The Connecticut Agricultural Experiment Station Plant Disease Information Office
P.O. Box 1106
New Haven, CT 06504
- From UPS to FedEx, mail to:
The Connecticut Agricultural Experiment Station Plant Disease Information Office
123 Huntington Street
New Haven, CT 06511

Sending Digital Images

- Take photos of the plants including the surrounding area and close-up images using a camera or a smart phone.
- Send images via email to:
Yonghao.Li@ct.gov

